

DEMOGRAPHIC GROUPS DIFFER IN URBAN RECREATIONAL BEHAVIOR

by

Brandon J. Barlow

A THESIS

Presented to the Faculty of

The Graduate College at the University of Nebraska

In Partial Fulfillment of Requirements

For the Degree of Master of Science

Major: Natural Resource Sciences

Under the supervision of Professor Kevin L. Pope

Lincoln, Nebraska

December 2022

# DEMOGRAPHIC GROUPS DIFFER IN URBAN RECREATIONAL BEHAVIOR

Brandon J. Barlow, M.S.

University of Nebraska, 2022

Advisor: Kevin L. Pope

Urban recreational behavior is an essential component to understanding both how our recreational opportunities will be utilized and how they can be further improved. By improving recreational opportunities, we can ensure safe and reliable emotional and physical outlets for users. As urban areas continue to expand both in geographic area and in population size, urban recreational opportunities will also see growth in the number of recreational users. Demographics provide the opportunity to further understand and predict recreational behavior, producing a variety of decision management tools. Our goal was to understand differences in urban recreational behavior among demographic groups. To address this goal, we proposed the following question: Does recreational behavior differ among demographic groups in an urban setting? We used demographic data provided by Esri Demographics and behavioral data acquired via a survey distributed to Omaha residents who purchased a fishing license during 2019 to explore the behavior-demographics relationship. We discovered that differences exist among urbanization groups (a proxy to demographic groups), as demonstrated by the differences in harvest propensity, species sought, and waterbody site-choice. This discovery was used to create a predictive model that provides the probability that urbanization groups will conduct various angler behaviors, equipping recreational managers with a collection of decision support tools. This research provides an unprecedented look into how demographics can be used to both understand and predict recreational behavior in an

urban setting, and we anticipate the methodology presented will be applicable to other recreational opportunities and urban areas.

## Acknowledgements

I have many people to thank for their continued support throughout this journey. I first thank my advisor, Dr. Kevin Pope. Your continuous and unwavering support, direction, and wisdom helped develop me into a better academic, storyteller, critical thinker, and person. Thank you so much for taking a chance with me when I applied to the graduate program and being the go-to person when I needed someone to brainstorm ideas or help handle logistics. I'd especially like to thank you, Dr. Pope, for sharing opportunities that may have been of interest to me, one of which provided the amazing opportunity to continue my professional development after this thesis's completion. Thank you to my committee members, Dr. Mark Kaemingk, Dr. Chris Chizinski, and Dr. Keith Koupal for your valuable insights and direction throughout the process. The time, perspectives, dedication, and sacrifices you all have contributed to the project made this experience that much more enriching and valuable.

I thank the Nebraska Cooperative Fish and Wildlife Research Unit for all the support they have provided me during the years. Thank you so much to Wilma, Caryl, Donna, and Jess for your support both as administrators and as someone who is always willing to lend an ear. Thank you so much to the students and faculty members in the research unit, Jon, Sarah, Caroline, Kyle, Connor, Blake, Braxton, Chris P., Jenna, Jessi, Matthew, Allison, Dillon, Joe, Chris F., and Jess for your support both as colleagues and as friends. Thank you to all who attended Kevin Pope-Chris Chizinski joint lab meetings for your feedback on presentations, opportunities to brainstorm ideas for this thesis, and willingness to go above and beyond when I needed additional help. I especially thank Derek Kane for your mentorship and willingness to help me think through ideas,

overcome coding challenges, and provide valuable insight and resources countless times during the project.

Thank you to my family who supported me during this journey. I thank my parents, Alisa and Rodney, for molding me into the person I've become today. Your lessons in curiosity, empathy, discipline, motivation, and always getting back up when you fall have opened the door to incredible opportunities. To my friends and family friends, thank you for always being on my side and believing in me. Thank you for the check-in calls, the laughs, and the unyielding reminder that if I ever need help, you're just a call away. Such support helped keep me going through this experience. Finally, I thank my friends, Miles, Austin, Carly, Corrin, Santi, Ethan, Phoebe, Dory, Alye, Kylee, Donnie, Tina, Jae, Blake, and Ray for all the late-night laughs and reminders to live life to the fullest.

This project was funded by Federal Aid in Sport Fish Restoration Project F-182-R, which was administered by the Nebraska Game and Parks Commission. The Institutional Review Board for the Protection of Human Subjects approved the research protocol (IRB Project ID 18938). Any use of trade, firm, or product names is for descriptive purposes only and does not imply endorsement by the U.S. Government. References and citations are in AFS format.

## **Table of Contents**

Glossary .....	xii
CHAPTER 1. DEMOGRAPHICS PROVIDE INSIGHT INTO DIFFERENCES IN URBAN RECREATIONAL BEHAVIOR .....	1
Introduction.....	1
Methods.....	4
Tapestry Segmentation.....	4
Survey Frame .....	5
Survey Administration .....	6
Data Collection .....	7
Data Quality .....	8
Data Analyses .....	10
Results.....	11
Discussion .....	13
References.....	17
Table 1.1. Numbers of surveys sent, returned, and analyzed along with the source (i.e., mail or email) of the surveys for individuals that purchased a Nebraska fishing license during 2019 and resided in one of the four urbanization groups within the Omaha metropolitan area. Surveys analyzed represent the number of surveys that were returned with at least one question answered related to the questions analyzed. Percentages in parentheses are response rates. ....	21
Table 1.2. Summarization of fish taxa targeted (sought) that differed ( $p < 0.10$ ) in pair- wise comparisons between urbanization groups for individuals' probabilities to seek a species of fish (questions 5 and 11 of the 2020 Omaha angler survey [Appendix 1]). ....	22
Figure 1.1 Conceptual model of how urbanization groups are developed by Esri Demographics. Demographic characteristics are used to identify markets. Markets and geographic and physical characteristics are used to identify urbanization groups. ....	23
Figure 1.2. Map of the Omaha, Nebraska metropolitan area, as defined for this study, and with the spatial arrangement of Zone Improvement Plan codes.....	24
Figure 1.3. Spatial distribution of urbanization groups across the Omaha, Nebraska metropolitan area, as defined for this study. Urbanization group shapes were determined by the shape of the Zone Improvement Plan codes. Urbanization groups are shaded from darkest to lightest in the following order: Principal Urban Centers, Urban Periphery, Metro Cities, and Suburban Periphery.....	25

Figure 1.4. Mean  $\pm$  SE probabilities that individuals within a given urbanization group will **harvest a fish** (Q5 of the 2020 Omaha angler survey [Appendix 1]). Urbanization groups are arranged from most to least urban. Pri = Principal Urban Centers; Urb = Urban Periphery; Met = Metro Cities; Sub = Suburban Periphery. Urbanization groups that share the same letter are not significantly different ( $\alpha = 0.10$ ) .....26

Figure 1.5. Mean  $\pm$  SE of the probabilities that individuals within a given urbanization group will **seek Striped Bass** (*Morone saxatilis*; Q11A of the 2020 Omaha angler survey [Appendix 1]). Urbanization groups are arranged from most to least urban. Pri = Principal Urban Centers; Urb = Urban Periphery; Met = Metro Cities; Sub = Suburban Periphery. Probabilities were not significantly different ( $\alpha = 0.10$ ) among urbanization groups .....27

Figure 1.6. Mean  $\pm$  SE probabilities that individuals within a given urbanization group will **seek White Bass** (*Morone chrysops*; Q11B of the 2020 Omaha angler survey [Appendix 1]). Urbanization groups are arranged from most to least urban. Pri = Principal Urban Centers; Urb = Urban Periphery; Met = Metro Cities; Sub = Suburban Periphery. Probabilities were not significantly different ( $\alpha = 0.10$ ) among urbanization groups .....28

Figure 1.7. Mean  $\pm$  SE probabilities that individuals within a given urbanization group will **seek Largemouth Bass** (*Micropterus salmoides*; Q11C of the 2020 Omaha angler survey [Appendix 1]). Urbanization groups are arranged from most to least urban. Pri = Principal Urban Centers; Urb = Urban Periphery; Met = Metro Cities; Sub = Suburban Periphery. Probabilities were not significantly different ( $\alpha = 0.10$ ) among urbanization groups .....29

Figure 1.8. Mean  $\pm$  SE probabilities that individuals within a given urbanization group will **seek Smallmouth Bass** (*Micropterus dolomieu*; Q11D of the 2020 Omaha angler survey [Appendix 1]). Urbanization groups are arranged from most to least urban. Pri = Principal Urban Centers; Urb = Urban Periphery; Met = Metro Cities; Sub = Suburban Periphery. Probabilities were not significantly different ( $\alpha = 0.10$ ) among urbanization groups .....30

Figure 1.9. Mean  $\pm$  SE probabilities that individuals within a given urbanization group will **seek Bluegill/Sunfish** (*Lepomis* spp.; Q11E of the 2020 Omaha angler survey [Appendix 1]). Urbanization groups are arranged from most to least urban. Pri = Principal Urban Centers; Urb = Urban Periphery; Met = Metro Cities; Sub = Suburban Periphery. Probabilities were not significantly different ( $\alpha = 0.10$ ) among urbanization groups .....31

Figure 1.10. Mean  $\pm$  SE probabilities that individuals within a given urbanization group will **seek Crappie** (*Pomoxis* spp.; Q11F of the 2020 Omaha angler survey [Appendix 1]). Urbanization groups are arranged from most to least urban. Pri = Principal Urban Centers; Urb = Urban Periphery; Met = Metro Cities; Sub = Suburban Periphery. Probabilities were not significantly different ( $\alpha = 0.10$ ) among urbanization groups .....32

Figure 1.11. Mean  $\pm$  SE probabilities that individuals within a given urbanization group will **seek Yellow Perch** (*Perca flavescens*; Q11G of the 2020 Omaha angler survey [Appendix 1]). Urbanization groups are arranged from most to least urban. Pri = Principal Urban Centers; Urb = Urban Periphery; Met = Metro Cities; Sub = Suburban Periphery. Probabilities were not significantly different ( $\alpha = 0.10$ ) among urbanization groups .....33

Figure 1.12. Mean  $\pm$  SE probabilities that individuals within a given urbanization group will **seek Walleye** (*Sander vitreus*; Q11H of the 2020 Omaha angler survey [Appendix 1]). Urbanization groups are arranged from most to least urban. Pri = Principal Urban Centers; Urb = Urban Periphery; Met = Metro Cities; Sub = Suburban Periphery. Probabilities were not significantly different ( $\alpha = 0.10$ ) among urbanization groups .....34

Figure 1.13. Mean  $\pm$  SE probabilities that individuals within a given urbanization group will **seek Sauger** (*Sander canadensis*; Q11I of the 2020 Omaha angler survey [Appendix 1]). Urbanization groups are arranged from most to least urban. Pri = Principal Urban Centers; Urb = Urban Periphery; Met = Metro Cities; Sub = Suburban Periphery. Tapestries that share the same letter are not significantly different ( $\alpha = 0.10$ ) .....35

Figure 1.14. Mean  $\pm$  SE probabilities that individuals within a given urbanization group will **seek Northern Pike** (*Esox lucius*; Q11J of the 2020 Omaha angler survey [Appendix 1]). Urbanization groups are arranged from most to least urban. Pri = Principal Urban Centers; Urb = Urban Periphery; Met = Metro Cities; Sub = Suburban Periphery. Probabilities were not significantly different ( $\alpha = 0.10$ ) among urbanization groups .....36

Figure 1.15. Mean  $\pm$  SE probabilities that individuals within a given urbanization group will **seek Muskie/Tiger Muskie** (*Esox masquinongy* and *Esox masquinongy* x *Esox lucius*; Q11K of the 2020 Omaha angler survey [Appendix 1]). Urbanization groups are arranged from most to least urban. Pri = Principal Urban Centers; Urb = Urban Periphery; Met = Metro Cities; Sub = Suburban Periphery. Probabilities were not significantly different ( $\alpha = 0.10$ ) among urbanization groups .....37

Figure 1.16. Mean  $\pm$  SE probabilities that individuals within a given urbanization group will **seek Channel Catfish** (*Ictalurus punctatus*; Q11L of the 2020 Omaha angler survey [Appendix 1]). Urbanization groups are arranged from most to least urban. Pri = Principal Urban Centers; Urb = Urban Periphery; Met = Metro Cities; Sub = Suburban Periphery. Tapestries that share the same letter are not significantly different ( $\alpha = 0.10$ ) .....38

Figure 1.17. Mean  $\pm$  SE probabilities that individuals within a given urbanization group will **seek Blue Catfish** (*Ictalurus furcatus*; Q11M of the 2020 Omaha angler survey [Appendix 1]). Urbanization groups are arranged from most to least urban. Pri = Principal Urban Centers; Urb = Urban Periphery; Met = Metro Cities; Sub = Suburban Periphery. Tapestries that share the same letter are not significantly different ( $\alpha = 0.10$ ) .....39

Figure 1.18. Mean  $\pm$  SE probabilities that individuals within a given urbanization group will **seek Flathead Catfish** (*Pylodictis olivaris*; Q11N of the 2020 Omaha angler survey [Appendix 1]). Urbanization groups are arranged from most to least urban. Pri = Principal Urban Centers; Urb = Urban Periphery; Met = Metro Cities; Sub = Suburban Periphery. Tapestries that share the same letter are not significantly different ( $\alpha = 0.10$ ) .....40

Figure 1.19. Mean  $\pm$  SE probabilities that individuals within a given urbanization group will **seek Bullhead** (*Ameiurus* spp.; Q11O of the 2020 Omaha angler survey [Appendix 1]). Urbanization groups are arranged from most to least urban. Pri = Principal Urban Centers; Urb = Urban Periphery; Met = Metro Cities; Sub = Suburban Periphery. Probabilities were not significantly different ( $\alpha = 0.10$ ) among urbanization groups .....41



Figure 1.20. Mean  $\pm$  SE probabilities that individuals within a given urbanization group will **seek Drum** (*Aplodinotus* spp.; Q11P of the 2020 Omaha angler survey [Appendix 1]). Urbanization groups are arranged from most to least urban. Pri = Principal Urban Centers; Urb = Urban Periphery; Met = Metro Cities; Sub = Suburban Periphery. Tapestries that share the same letter are not significantly different ( $\alpha = 0.10$ ).....42

Figure 1.21. Mean  $\pm$  SE probabilities that individuals within a given urbanization group will **seek Sturgeon** (*Scaphirhynchus* spp.; Q11Q of the 2020 Omaha angler survey [Appendix 1]). Urbanization groups are arranged from most to least urban. Pri = Principal Urban Centers; Urb = Urban Periphery; Met = Metro Cities; Sub = Suburban Periphery. Tapestries that share the same letter are not significantly different ( $\alpha = 0.10$ ).....43

Figure 1.22. Mean  $\pm$  SE probabilities that individuals within a given urbanization group will **seek Common Carp** (*Cyprinus carpio*; Q11R of the 2020 Omaha angler survey [Appendix 1]). Urbanization groups are arranged from most to least urban. Pri = Principal Urban Centers; Urb = Urban Periphery; Met = Metro Cities; Sub = Suburban Periphery. Tapestries that share the same letter are not significantly different ( $\alpha = 0.10$ ).....44

Figure 1.23. Mean  $\pm$  SE probabilities that individuals within a given urbanization group will **seek Asian Carp** (*Hypophthalmichthys nobilis*, *Mylopharyngodon piceus*, *Ctenopharyngodon Idella*, and *Hypophthalmichthys molitrix*; Q11S of the 2020 Omaha angler survey [Appendix 1]). Urbanization groups are arranged from most to least urban. Pri = Principal Urban Centers; Urb = Urban Periphery; Met = Metro Cities; Sub = Suburban Periphery. Probabilities were not significantly different ( $\alpha = 0.10$ ) among urbanization groups.....45

Figure 1.24. Mean  $\pm$  SE probabilities that individuals within a given urbanization group will **seek Rainbow Trout** (*Oncorhynchus mykiss*; Q11T of the 2020 Omaha angler survey [Appendix 1]). Urbanization groups are arranged from most to least urban. Pri = Principal Urban Centers; Urb = Urban Periphery; Met = Metro Cities; Sub = Suburban Periphery. Tapestries that share the same letter are not significantly different ( $\alpha = 0.10$ ) 46

Figure 1.25. Mean  $\pm$  SE probabilities that individuals within a given urbanization group will **seek Brown Trout** (*Salmo trutta*; Q11U of the 2020 Omaha angler survey [Appendix 1]). Urbanization groups are arranged from most to least urban. Pri = Principal Urban Centers; Urb = Urban Periphery; Met = Metro Cities; Sub = Suburban Periphery. Probabilities were not significantly different ( $\alpha = 0.10$ ) among urbanization groups .....47

Figure 1.26. Mean  $\pm$  SE probabilities that individuals within a given urbanization group will **seek Cutthroat Trout** (*Oncorhynchus clarkii*; Q11V of the 2020 Omaha angler survey [Appendix 1]). Urbanization groups are arranged from most to least urban. Pri = Principal Urban Centers; Urb = Urban Periphery; Met = Metro Cities; Sub = Suburban Periphery. Tapestries that share the same letter are not significantly different ( $\alpha = 0.10$ ).  
.....48

Figure 1.27. Mean  $\pm$  SE probabilities that individuals within a given urbanization group will **seek Tiger Trout** (*Salmo trutta*  $\times$  *Salvelinus fontinalis*; Q11W of the 2020 Omaha angler survey [Appendix 1]). Urbanization groups are arranged from most to least urban. Pri = Principal Urban Centers; Urb = Urban Periphery; Met = Metro Cities; Sub = Suburban Periphery. Probabilities were not significantly different ( $\alpha = 0.10$ ) among urbanization groups.....49

Figure 1.28. Mean  $\pm$  SE probabilities that individuals within a given urbanization group will **seek Brook Trout** (*Salvelinus fontinalis*; Q11X of the 2020 Omaha angler survey [Appendix 1]). Urbanization groups are arranged from most to least urban. Pri = Principal Urban Centers; Urb = Urban Periphery; Met = Metro Cities; Sub = Suburban Periphery. Tapestries that share the same letter are not significantly different ( $\alpha = 0.10$  .....50

Figure 1.29. Mean  $\pm$  SE probabilities that individuals within a given urbanization group will **seek Paddlefish** (*Polyodon spathula*; Q11Y of the 2020 Omaha angler survey [Appendix 1]). Urbanization groups are arranged from most to least urban. Pri = Principal Urban Centers; Urb = Urban Periphery; Met = Metro Cities; Sub = Suburban Periphery. Probabilities were not significantly different ( $\alpha = 0.10$ ) among urbanization groups .....51

## CHAPTER 2. DEMOGRAPHICS PROVIDE INSIGHT INTO THE SPATIAL DISTRIBUTION OF URBAN RECREATIONAL AREA USE .....52

Introduction.....52

Methods.....54

    Tapestry Segmentation.....54

    Survey Frame .....55

    Survey Administration .....56

    Data Collection .....57

    Data Quality .....58

    Data Analyses .....59

Results.....61

Discussion.....63

References.....70

Figure 2.1. Mean  $\pm$  SE probabilities that individuals within a given urbanization group will **participate at reservoirs located within the Omaha metropolitan area** (question 6 of the 2020 Omaha angler survey [Appendix 1]). Urbanization groups are arranged from most to least urban. Pri = Principal Urban Centers; Urb = Urban Periphery; Met = Metro Cities; Sub = Suburban Periphery. Probabilities were not significantly different ( $\alpha = 0.10$ ) among urbanization groups .....74

Figure 2.2. Mean  $\pm$  SE probabilities that individuals within a given urbanization group will **participate at reservoirs located within the Urban Periphery tapestry** (waterbodies located in the Urban Periphery tapestry found in question 11 of the 2020 Omaha angler survey [Appendix 1]). Urbanization groups are arranged from most to least urban. Pri = Principal Urban Centers; Urb = Urban Periphery; Met = Metro Cities; Sub = Suburban Periphery. Tapestries that share the same letter are not significantly different ( $\alpha = 0.10$ ) .....75

Figure 2.3. Mean  $\pm$  SE probabilities that individuals within a given urbanization group will **participate at reservoirs located within the Metro Cities tapestry** (waterbodies located in the Metro Cities tapestry found in question 11 of the 2020 Omaha angler survey [Appendix 1]). Urbanization groups are arranged from most to least urban. Pri = Principal Urban Centers; Urb = Urban Periphery; Met = Metro Cities; Sub = Suburban Periphery. Tapestries that share the same letter are not significantly different ( $\alpha = 0.10$ ). .....76

Figure 2.4. Mean  $\pm$  SE probabilities that individuals within a given urbanization group will **participate at reservoirs located within the Suburban Periphery tapestry** (question 6 of the 2020 Omaha angler survey [Appendix 1]). Urbanization groups are arranged from most to least urban. Pri = Principal Urban Centers; Urb = Urban Periphery; Met = Metro Cities; Sub = Suburban Periphery. Probabilities were not significantly different ( $\alpha = 0.10$ ) among urbanization groups .....77

Figure 2.5. Mean  $\pm$  SE probabilities that individuals within a given urbanization group will **participate at rivers and streams located in Nebraska** (question 8 of the 2020 Omaha angler survey [Appendix 1]). Urbanization groups are arranged from most to least urban. Pri = Principal Urban Centers; Urb = Urban Periphery; Met = Metro Cities; Sub = Suburban Periphery. Tapestries that share the same letter are not significantly different ( $\alpha = 0.10$ ) .....78

### CHAPTER 3. MANAGEMENT RECOMMENDATIONS AND FUTURE RESEARCH QUESTIONS .....79

Management Recommendations .....79

Future Research Questions .....81

Appendix 1. 2020 Omaha recreation survey distributed to 2019 Omaha residents who purchased a license to fish at public waterbodies located in Nebraska. ....83

Appendix 2. Communication language used to invite and remind survey recipients to respond to the survey .....92

Appendix 2.1. Invitation Letter .....93

Appendix 2.2. Email Invitation .....94

Appendix 2.3. Postcard Reminder .....95

Appendix 2.4. Email Reminder .....96

Appendix 2.5. Second Email Reminder .....97

Appendix 2.6. Reminder Letter to all Non-respondents .....	98
Appendix 2.7. Final Reminder.....	99
Appendix 3. Guide to interpret the data collected from the 2020 Omaha recreation survey. Responses to questions without a code were interpreted as a numeric value .....	100
Appendix 4. Data collected from the 2020 Omaha recreation survey (see Appendix 3 for a guide to variables and coded responses) .....	121
Appendix 5. Code used to analyze the survey data for this thesis.....	360

## **Glossary**

**angler behavior (n.)**- actions or responses related to angling

**angling (v.)**- an attempt to catch fish by means of hook-and-line for the purpose of recreational fulfillment or possibly obtaining sustenance

**behavior (n.)**- the way in which a person acts or responds to a situation

**demographic characteristics (n.)**- statistical values (e.g., median income, population density, median age, average age, and average education level) that describe a population's socioeconomic identity

**Metro Cities (n.)**- an urbanization group that represents college students, affluent Gen X couples searching for affordable city residence

**Principal Urban Centers (n.)**- an urbanization group that represents the most densely populated ZIP codes with young, tech-savvy apartment renters and users of public transportation

**recreational area (n.)**- land that is designed, designated, constructed, or used for specified activities of enjoyment

**Suburban Periphery (n.)**- the most populous and fast-growing group among urbanization groups; residents live in low density areas and tend to be the most affluent within the urban area

**statistically significant (adj.)**- the results are not explainable by chance alone

**urbanization group (n.)**- a collection of ZIP codes whose residents represent similar demographic characteristics (e.g., median income, population density, average age, and average education level); urbanization groups include Principal Urban Centers, Urban Periphery, Metro Cities, and Suburban Periphery

**Tapestry Segmentation-** a segmentation system designed by Esri to identify consumer markets in the United States using demographic characteristics

**urban (n.)-** an area of high population density, usually characterized by concentrated commercial infrastructure

**Urban Periphery (n.)-** an urbanization group that represents neighborhoods residing the fringes of major cities; residents are generally middle-aged homeowners focused on their children.

**urban recreational behavior (n.)-** actions or responses to enjoyable situations, activities, or opportunities located in areas of high population density, usually characterized by concentrated commercial infrastructure

**Zone Improvement Plan (ZIP) code (n.)-** A five-digit postal code designated to specific geographic area in the United States of America

## **CHAPTER 1. DEMOGRAPHICS PROVIDE INSIGHT INTO DIFFERENCES IN URBAN RECREATIONAL BEHAVIOR**

### **Introduction**

Recreational areas provide social, environmental, health, and economic benefits, and thus are essential components of the urban environment (Burt and Brewer 1971; Sinden and Worrell 1979; Sadeghian and Vardanyan 2013). Even when not in use, recreational areas are thought to provide psychological benefits to people, serving as existence value to those residing in urban areas that there are options available for recreation (Ulrich and Addoms 2018). As urban areas continue to grow, it is very likely that the number of people who depend on urban recreational resources will also increase, likely resulting in increased recreational area congestion and use (Poudyal, Hodges, and Merrett 2009).

It is important to identify and design recreational areas to fit the wants and needs of the users for continued engagement in recreational areas. To do so most efficiently, it is necessary to first understand how recreational users interact with the resource. Demographics are one factor that influences differences in behavior, which has been demonstrated in a variety of disciplines (Mateos-Planas 2010; Naseri and Elliot 2011; Erk 2017; Rummo et al. 2020). Local community demographics relate to a person's outdoor recreational behavior, which is expanded further to differences in recreational behavior among groups (Godbey 1985; Searle and Jackson 1985; Casper and Stellino 2008). Demographics can influence a person's life experiences and interactions with others, which may also influence the way people interact with a resource (Bonanno et al. 2007; Arlinghaus 2006). Urban areas consist of multiple demographic groups, which likely indicates multiple different recreational behaviors. Therefore, demographics could be

used to organize an urban area into groups that reflect different recreational behaviors. Groups can then be compared to determine if significant differences in recreational activity exist, providing insight on the spatial distribution of recreational behaviors across an urban landscape.

Our goal was to understand differences in urban recreational behavior among spatially determined demographic groups. To address this goal, we proposed the following question: Does recreational behavior differ among demographic groups in an urban setting? We used demographic data provided by Esri Demographics (Esri Data Development 2022) and behavioral data acquired via a survey distributed to Omaha residents who purchased a fishing license during 2019 to explore the behavior-demographics relationship. Anglers were used as a surrogate to recreationists, as they represent a portion of the time spent using terrestrial and aquatic resources at recreational areas (O'Toole et al. 2009). Urbanization groups were used as a surrogate to demographic groups, as urbanization groups are developed from the same data used when developing demographic groups (e.g., age, education level, and household size) while also incorporating geographic and physical differences seen in an urban environment (e.g., population density and size of the city [Esri data development 2022]).

We hypothesized that the demographic differences among urbanization groups represent various lifestyles, life stages, and degrees of access to recreational resources (e.g., ability to travel to the waterbody and access to sections of the waterbody that would only be available with specialized equipment), which would result in significantly different behaviors (i.e., time spent angling, angling method, harvest propensity, and species sought) across an urban landscape. It is expected that the urbanization group in



which an individual resides will represent a fraction of the influences that anglers experience. Other influences like fish size, regulations, unequal distribution of recreational resources (i.e., waterbodies and fish taxa) across the landscape, and angler satisfaction based on previous experiences are expected to also influence anglers to various degrees along with urbanization groups to influence angler behavior (Dabrowska 2017; Sass and Shaw 2019; Birdsong et al. 2021).

The experiment began by surveying randomly selected 2019 fishing license holders that resided in Omaha, Nebraska stratified by urbanization groups, to determine if angler behavior (i.e., number of days fished, primary fishing time during the week, harvest propensity, method of access, and fish taxa sought) differed among urbanization groups. This discovery established a baseline of understanding that urbanization groups can be used to identify differences in angler behavior, which allowed us to further investigate the cause of the differences among urbanization groups. Overall behavior was then filtered into three sub-behaviors: temporal behavior (e.g., number of days fished), method of access (e.g., bank use and boat use), and harvest propensity and fish taxa sought (e.g., Channel Catfish [*Ictalurus punctatus*]). The same methodology was used to further identify the cause of differences in sub-behaviors among urbanization groups, if any existed. Findings from our work provide insight into how recreational behaviors potentially differ across an urban landscape. The results also provide the necessary information for the development of decision-support tools that can provide additional insight for management decisions.

## Methods

### *Tapestry Segmentation*

Esri developed a geodemographic segmentation system known as Tapestry Segmentation. Tapestry Segmentation uses demographics (e.g., median age, median household income, and average household size) to identify markets and classify neighborhoods. Esri used several clustering methods like a K-means algorithm followed by application of Ward's hierarchical minimum variance method to identify and classify market types (Esri Data Development 2022). Neighborhoods with the most similar demographic characteristics are grouped together. Internally homogenous, externally heterogeneous market segments depict consumers' lifestyles and life stages (Esri Data Development 2022). These differences in lifestyles and life stages are predicted to influence differences in angler behavior among the urbanization groups.

We chose to use Esri's method of arranging markets into 6 urbanization groups, which organizes the market segments based on the segments' geographic and physical features (e.g., population density, population size, population growth, size of the city, and location relative to a metropolitan area [Figure 1.1]). This decision allowed us to consider the geographic components of each ZIP code's demographic identity while also allowing us to organize the Omaha metropolitan area into 4 urbanization groups: Principal Urban Centers, Urban Periphery, Metro Cities, and Suburban Periphery. The Principal Urban Centers group is described as the "downtown area" of an urban environment, containing the most highly dense neighborhoods. Individuals who reside within these areas are typically younger apartment renters who experience higher costs of living, but have

access to urban amenities (e.g., employment opportunities and public transportation) The Urban Periphery group is described as the fringe neighborhoods surrounding major cities. Individuals who reside here are typically young homeowners with families. Leisure activities for these individuals typically focus on family activities (e.g., theme parks, water parks, and movies) and sports (e.g., soccer, basketball, and football). The Metro Cities group is described as smaller metro cities or satellite cities. Residence within areas identified as Metro Cities tends to be more affordable among urbanization groups and takes the form of multiunit buildings. Individuals who reside here are typically college students and Gen X couples. The Suburban Periphery group is described as the most populous and fastest growing among urbanization groups. Individuals who reside here are typically homeowners and commuters who value low-density living, yet demand proximity to jobs, entertainment, and amenities found within an urban environment (Esri Data Development 2022). Each ZIP code within the Omaha metropolitan area was assigned an urbanization group, which established a foundation of what demographic and geographic features are expected to exist within the ZIP code.

### ***Survey Frame***

Researchers from the University of Nebraska-Lincoln and the Nebraska Game and Parks Commission developed the 2020 Omaha Recreation Survey to further understand angler behavior in an urban setting. This survey focused on residents within the Omaha metropolitan area who purchased any fishing license during 2019 (Figure 1.1). The Omaha metropolitan area was chosen for its similarity to other urban areas in terms of population and economic growth, urban development, recreational opportunities,

biological diversity, and temperate climate. Each resident within the 4 urbanization groups who purchased a 2019 fishing license was eligible to receive a survey. Survey distribution was stratified by tapestry; as such, individuals' chances of being selected to receive a survey differed depending on the number of licenses sold within each assigned urbanization group.

### ***Survey Administration***

We desired a balanced design with a target sample size of 200 individuals per urbanization group, with an anticipated 25% response rate. Thus, 850 anglers were targeted per urbanization group, with 340 being delivered via email addresses (for cost) and an additional 510 surveys delivered via postal address. We were successfully able to send 850 surveys to all urbanization groups except for Principal Urban Centers, whom we sent 718 surveys (292 email and 416 mail) to all licensed anglers that resided in that urbanization group (Table 1.1). Some addresses in the license database were not valid, resulting in a total of seven surveys that failed to send to the recipients. The Bureau of Sociological Research, housed within the University of Nebraska-Lincoln, administered the survey to the randomly selected recipients. Survey responses consisted of two frames of responses. The first frame was derived from responses to email contacts. The second frame was derived from responses to mail contacts from two sources (i.e., either mail recipients or nonrespondents to the email survey who then received a mail survey). The Bureau of Sociological Research collected the data and entered the mail survey data into an electronic format using Epi Info 6 software (Centers for Disease Control and

Prevention 2022). These data were merged with the electronic data collected from the web survey; these are the data used for this project.

### ***Data Collection***

The data collection process for the 2020 Omaha Recreation Survey involved three U.S. postal mailings and a web survey. In the initial contact, a survey packet including the survey instrument (Appendix 1), a cover letter explaining the survey (Appendix 2.1), and a postage pre-paid addressed business reply envelope for the survey to be mailed back to Bureau of Sociological Research was mailed to each of the randomly selected mail recipients ( $n = 1,946$ ). An initial email invitation to the web survey (Appendix 2.2) was delivered to the randomly selected email recipients ( $n = 1,312$ ). The initial invitation was sent on February 6, 2020. On February 14, 2020, all paper non-respondents were mailed a postcard (Appendix 2.3) reminding them to complete the survey or expressing appreciation if they had already completed the survey. We also sent all web non-respondents the first email reminder on February 14, 2020 (Appendix 2.4). Next, a second and final email reminder (Appendix 2.5) was sent to web non-responders on February 20, 2020. The second mail survey package was sent out to all non-respondents (cover letter found in Appendix 2.6), both paper and web, on February 28, 2020. A third and final mail survey package (cover letter found in Appendix 2.7) was sent out to all non-respondents on March 31, 2020. Data collection ended on June 4, 2020.

Eight hundred and seventy-nine surveys (192 from Principal Urban Centers, 223 from Urban Periphery, 236 from Metro Cities, and 228 from Suburban Periphery) were completed or partially completed by the end of the survey period on June 4, 2020; 695

(160 from Principal Urban Centers, 172 from Urban Periphery, 184 from Metro Cities, and 179 from Suburban Periphery) completed by mail and 184 (32 from Principal Urban Centers, 51 from Urban Periphery, 52 from Metro Cities, and 49 from Suburban Periphery) completed by web. The response rate of 27% was calculated using the American Association for Public Opinion Research's standard definition for Response Rate 2 (The American Association for Public Opinion Research 2016). Of the 3,258 addresses sampled, 2% (n = 66) were determined to be ineligible (e.g., respondents who stated they do not fish; no such address; vacant) and 12% (n = 380) were undeliverable addresses with unknown eligibility. Refusals (e.g., blank survey returned; letter, phone call, or e-mail stating refusal to participate) and refused mail were obtained from <1% (n=10) of the sample.

Data were recorded and stored on a secure server located within the Sociology Department at the University of Nebraska-Lincoln. The Statistical Package for the Social Sciences (SPSS) software package was used to process the dataset. The dataset was exported from Epi Info 6 into an SPSS system file. The Bureau of Sociological Research removed any cases that were duplicate or blank.

### ***Data Quality***

Questions Q1A, Q1B, Q2A-L, Q3, Q5, Q9A-E, and Q11A-Y were used during analyses. Data were modified based on the tests necessary to answer the thesis questions. Examples of data modification include removal of null values, removal of values outside the range of the survey question (e.g., claiming 400 days spent angling in 2019), and

unique identification modification (e.g., separating the unique ID from the urbanization group ID so the samples could be categorized by urbanization group).

Multiple samples contained null values for questions related to this chapter's analysis, limiting the sample size. However, we assumed that null values for questions Q2A-L, Q9A-E, and Q11A-Z can be interpreted as "No" if at least one value within their respective question set was reported (e.g., if Q2A was answered "Yes" but Q2B-L were null values, then answers to Q2B-L can be assumed to be "No"). By knowing that at least one value is recorded, it was assumed that the individual responding to the questions viewed the other questions and intentionally left the question blank as an indicator for a "No" value; this is especially true for Q2A-L, as it does not have a "No" option. Null values for questions Q2A-L, Q9A-E, and Q11A-Z were replaced with 0 values if the respondent provided at least one response per question set. If no answers were provided for questions Q2A-Q2L, Q9A-Q9E, or Q11A-Q11Z, the survey was considered incomplete and removed from the analyzed dataset.

Further modifications were made to questions Q1A and Q1B related to the total number of days that an individual fished in 2019. It was assumed that an error occurred during the transfer from the online survey to the database where values between the two columns were swapped. This was concluded because values in Q1B exist beyond 1, the maximum value that should be reported in the column. To address this, we swapped the values marked with the online survey mode (i.e., mode 2) with their respective Q1B value.

### *Data Analyses*

We asked if recreational behavior differs among demographic groups. To address this question, we used urbanization group data provided by Esri demographics and behavioral data provided by the 2020 Omaha Recreation survey to conduct a multivariate analysis of variance (MANOVA), which tested for a significant ( $\alpha = 0.10$ ) difference in overall behavior among urbanization groups. Survey questions used in the MANOVA included those relating to temporal participation (i.e., the time an angler participates in angling [Q1A, Q1B, and Q3]), angling methods of access (Q9A-E), and fish taxa targeted and harvest propensity (Q5 and Q11A-Y). We used Gower's distance (Gower 1971) as the distance metric for the MANOVA.

When a significant result was determined from the analysis of overall behavior, behaviors were split into sub-behaviors to gather additional information about which sub-behaviors were driving the difference in overall behavior among urbanization groups. Sub-behaviors were organized as follows: temporal participation (i.e., Q1A, and Q3), method of access (i.e., Q9A-E), and fish taxa targeted and harvest propensity (i.e., Q5 and Q11A-Y). We used a similar method used to test for differences in overall behavior among urbanization groups to test for differences in sub-behaviors among urbanization groups (i.e., MANOVA).

When significant results were determined from the analyses of sub-behaviors, we took an additional step to identify exactly which behaviors within the significantly different sub-behaviors were acting as drivers for differences among sub-behaviors. A binomial logistic regression was used to predict the probability that individuals conducted



each analyzed behavior. The binomial logistic regression was also combined with estimated marginal means analysis to test for significant differences in the probability to conduct a behavior among urbanization groups. This method was chosen to achieve the desired goal of identifying differences among urbanization groups while creating a collection of management decision support tools. Analyses were performed in R (R Development Core Team 2014).

## Results

Overall angler behavior differed significantly among urbanization groups ( $F_{3, 740} = 3.000$ ,  $P = 0.001$ ). Temporal participation ( $F_{3, 653} = 0.520$ ,  $P = 0.690$ ) and method of access ( $F_{3, 740} = 1.49$ ,  $P = 0.210$ ) did not significantly differ among urbanization groups, but fish taxa targeted and harvest propensity differed significantly among urbanization groups ( $F_{3, 740} = 3$ ,  $P = 0.002$ ). From this, we concluded that fished targeted and harvest propensity was the leading driver of difference in overall angler behavior among urbanization groups.

The fish taxa targeted and harvest propensity sub-behavior was further analyzed using a binomial logistic regression analysis. This was done to determine which behaviors within the sub-behavior were drivers of the initial significant difference discovered in overall behavior. Fishes targeted were analyzed by species with the exception of a few collections of taxa, which were organized before the direction of this research was established (e.g., Asian carp).

Of the taxa analyzed within the fishes targeted sub-behavior (Figures 1.2 – 1.27), we determined the following differences among urbanization groups: the probability to

seek Sauger (*Sander canadensis*) differed between Principal Urban Centers and Urban Periphery ( $P = 0.033$  [Figure 1.13]); the probability to seek Channel Catfish (*Ictalurus punctatus*) differed between Principal Urban Centers and Metro Cities ( $P = 0.025$  [Figure 1.16]); the probability to seek Blue Catfish (*Ictalurus furcatus*) differed between Principal Urban Centers and Metro Cities ( $P = 0.001$  [Figure 1.17]); the probability to seek Flathead Catfish (*Pylodictis olivaris*) differed between Principal Urban Centers and Metro Cities ( $P = 0.006$ ), between Principal Urban Centers and Urban Periphery ( $P = 0.048$ ), and between Metro Cities and Suburban Periphery ( $P = 0.048$  [Figure 1.18]); the probability to seek Drum (*Sciaenidae*) differed between Principal Urban Centers and Metro Cities ( $P = 0.038$ ) and between Principal Urban Centers and Urban Periphery ( $P = 0.050$  [Figure 1.20]); the probability to seek Sturgeon (*Acipenseridae*) differed between Principal Urban Centers and Urban Periphery ( $P = 0.094$ ) and between Urban Periphery and Suburban Periphery ( $P = 0.084$  [Figure 1.21]); the probability to seek Common Carp (*Cyprinus carpio*) differed between Principal Urban Centers and Metro Cities ( $P = 0.016$ ) and between Metro Cities and Suburban Periphery ( $P = 0.033$  [Figure 1.22]); the probability to seek Rainbow Trout (*Oncorhynchus mykiss*) differed between Principal Urban Centers and Metro Cities ( $P = 0.031$  [Figure 1.24]); the probability to seek Cutthroat Trout (*Oncorhynchus clarkii*) differed between Metro Cities and Suburban Periphery ( $P = 0.078$ ) and between Principal Urban Centers and Suburban Periphery ( $P = 0.043$  [Figure 1.26]); and the probability to seek Brook Trout (*Salvelinus fontinalis*) differed between Urban Periphery and Suburban Periphery ( $P = 0.070$  [Figure 1.28]). Harvest propensity differed between Principal Urban Centers and Metro Cities ( $P = 0.050$  [Figure 1.4]). From this, we concluded that harvest propensity and the probability to seek

Sauger, Channel Catfish, Blue Catfish, Flathead Catfish, Drum, Sturgeon, Common Carp, Rainbow Trout, Cutthroat Trout, and Brook Trout were driving the difference in the fish taxa targeted and harvest propensity sub-behavior among urbanization groups.

## **Discussion**

Angler behavior significantly differed among urbanization groups of licensed anglers that resided in the Omaha metropolitan area. This was unsurprising, as we expected a difference in angler behavior to exist within the Omaha metropolitan area due to the difference in recreational resources available across the landscape. This finding was consistent with the current understanding that demographics influence recreational behavior (Cordell et al. 2010; Hvenegaard 2010). We further investigated how behaviors differed among urbanization groups by organizing the questions into three sub-behaviors: temporal participation, method of access, and fish taxa targeted and harvest propensity. We concluded that fish taxa targeted and harvest propensity was the leading driver for differences in angler behavior among urbanization groups. We suspected that fish taxa targeted might differ across an urban landscape due to the unequal distribution of fish species across the landscape. Species like Rainbow Trout and Cutthroat Trout are only found within the geographic boundaries of select urbanization groups, possibly increasing the barrier of entry with opportunity to fish for these species. It is possible that this phenomenon would result in individuals from urbanization groups harboring unique species to report seeking those unique species more often. Harvest propensity was also expected to differ among urbanization groups. Anglers of various demographic backgrounds may explore other opportunities to subsidize their overall diet by means of harvesting fish (Macinko and Schumann 2011; Cooke et al. 2017), which could explain

the differences in probabilities to keep fish among urbanization groups. This information is important to managers, as it highlights locations where the public may rely on recreational resources for basic needs.

The temporal participation and method of access sub-behaviors did not differentiate the groups. Thus, the day of the week or holiday that anglers choose to fish and their method of fishing does not significantly change across urbanization groups. This was unexpected, as we hypothesized that demographics can be used to predict recreational opportunity in terms of time spent recreating and access to additional recreational equipment, which may influence these behaviors to the point where we'd see significant differences among urbanization groups. Similarities in method of access among anglers were discovered, suggesting that rod and reel is the primary method for anglers (Reitz and Travnichek 2006), but we expected that the difference in study area size and demographics would influence method of access. Given our results, we conclude there are angler behaviors that are similar among demographic groups, perhaps allowing some to see Omaha's angler population as a semi-homogenous group. This information is useful from a management perspective, as it provides evidence that certain amenities like boat and bank access are needed across all demographic groups represented in Omaha. By establishing a baseline of required amenities for reservoirs located anywhere in the metro area, it is possible to further prepare for reservoir development from a recreational perspective. It is also possible that additional amenities (e.g., light on boat ramps, restroom access, and trailer parking at multiple access points) are universally desired by anglers, but more research is needed to further identify which amenities are universally desired.

We were surprised to discover that no differences in angler behavior existed between the Urban Periphery and the Metro Cities urbanization groups. Though it is true that the urbanization groups are related both in terms of geographic size and number of available waterbodies, it was hypothesized that the demographic differences between the urbanization groups would have influenced angler behavior such that a difference would be identified. We conclude that anglers that reside within these urbanization groups will behave similarly.

Our research was possible due to the availability of recent demographic data and recreational behavioral data derived from survey respondents. Given the necessary demographic information, it is encouraged for this work to be replicated in other urban landscapes, as it will present further understanding and opportunities for comparisons among urban landscapes. As replication occurs, it is very likely that new demographic-recreational behavior relationships will emerge, and even challenge our understanding about preexisting relationships. We can develop a more comprehensive understanding of the demographic-recreational behavior relationship by identifying consistencies and inconsistencies, as analyzing other urban areas will allow us to recognize behavioral trends among urban recreational areas. Understanding more about the relationship between demographics and recreational behavior would provide the opportunity to create predictive models for recreational behavior on a variety of spatial (e.g., citywide, statewide, and nationwide) and temporal (e.g., across years or decades) scales. The creation of predictive models would allow managers to make proactive decisions on recreational resource management for both new and existing recreational areas.

The knowledge gained from this chapter deepened our understanding of the relationship between recreational behavior and demographics while also highlighting opportunities for further understanding. For example, we know that not all resources among urbanization groups are equal. Waterbody size, waterbody availability, and fish species availability are three examples of recreational inequalities among urbanization groups, which could have an impact on recreational behavior across the landscape. This brings into question the origin of recreationists' behaviors: do recreationists develop behaviors based on what's available or based on what they desire from a recreational experience? Current understanding of the mechanisms driving these recreational behaviors is limited and requires future study. Though we know that fish taxa targeted and harvest propensity is a major driver of behavioral difference among demographic groups, we don't know where individuals are going to fish. In chapter 2, we will further investigate this idea to see if representation by demographic groups differs among waterbodies in an urban setting.

## References

- Arlinghaus, R. 2006. Understanding recreational angling participation in Germany: preparing for demographic change. *Human Dimensions of Wildlife* 11:229-240.
- Birdsong, M., L. M. Hunt, and R. Arlighaus. 2021. Recreational angler satisfaction: what drives it? *Fish and Fisheries* 22:682-706.
- Bonanno, G. A., S. Galea, A. Bucciarelli, and D. Vlahov. 2007. What predicts psychological resilience after disaster? The role of demographics, resources, and life stresses. *Journal of Consulting and Clinical Psychology* 75:671.
- Burt, O. R., and D. Brewer. 1971. Estimation of net social benefits from outdoor recreation. *Econometrica* 39:813-827.
- Casper, J. M., and M. B. Stellino. 2008. Demographic predictors of recreational tennis participant's sport commitment. *Journal of Park and Recreation Administration* 26.
- Centers for Disease Control and Prevention. 2022. Epi info. U. S. Department of Health & Human Services. <https://www.cdc.gov/epiinfo/index.html>
- Cooke, S. J., W. M. Twardek, R. J. Lennox, A. J. Zolderdo, S. D. Bower, L. F. G. Gutowsky, A. J. Danylchuk, R. Arlinghaus, and D. Beard. 2017. The nexus of fun and nutrition: recreational fishing is also about food. *Fish and Fisheries* 19:201-224.

- Cordell, H. K., G. T. Green, and C. J. Betz. 2010. Recreation and the environment as cultural dimensions in contemporary American society. *Leisure Sciences* 24:31-41.
- Dabrowksa, K., L. M. Hunt, and W. Haider. 2017. Understanding how angler characteristics and context influence angler preferences for fishing sites. *North American Journal of Fisheries Management* 6:1350-1361.
- Erk, J. 2017. Is age the new class? Economic crisis and demographics in European politics. *Critical Sociology* 43:59-71.
- Esri Data Development. 2022, June 28. 2022 Esri tapestry segmentation. Esri. <https://storymaps.arcgis.com/stories/6e8f2d8c08d8427892e816d1aeb373f8>.
- Godbey, G. 1985. Nonuse of public leisure services: a model. *Journal of Park and Recreation Administration* 3:1-12.
- Gower, J. C. 1971. A general coefficient of similarity and some of its properties. *International Biometric Society* 27:857-871.
- Hvenegaard, G. T. 2010. Birder specialization differences in conservation involvement, demographics, and motivations. *Human Dimensions of Wildlife* 7:21-36.
- Macinko, S., and S. Schumann. 2007. Searching for subsistence: in the field in pursuit of an elusive concept in small-scale fisheries. *Fisheries* 32:592-600.



- Mateos-Planas, X. 2010. Demographics and the politics of capital taxation in a life-cycle economy. *American Economic Review* 100:337-363.
- Naseri, M. B., and G. Elliot. 2011. Role of demographics, social connectedness and prior internet experience in adoption of online shopping: applications for direct marketing. *Journal of Targeting, Measurement, and Analysis of Marketing* 19:69-84.
- O'Toole, A. C., K. C. Hanson, and S. J. Cooke. 2009. The effect of shoreline recreational angling activities on aquatic and riparian habitat within an urban environment: implications for conservation and management. *Environmental Management* 44:324-334.
- Poudyal, N. C., D. G. Hodges, and C. D. Merrett. 2009. A hedonic analysis of the demand for and benefits of urban recreation parks. *Land Use Policy* 26:975-983.
- R Development Core Team. 2014. R: a language and environment for statistical computing. R Foundation for Statistical Computing, Vienna, Austria.
- Reitz, R. A., and V. H. Travnicek. 2006. Examining the relationship between species preference and catfish angler demographics, angling behavior, and management options.

- Rummo, P. E., O. Cassidy, I. Wells, J. A. Coffino, and M. A. Bragg. 2020. Examining the relationship between youth-targeted food marketing expenditures and demographics of social media followers. *International Journal of Environmental Research and Public Health* 17:1631.
- Sadeghian, M. M., and Z. Vardanyan. 2013. The benefits of urban parks, a review of urban research. *Journal of Novel Applied Sciences* 2:231-237.
- Sass, G. G., and S. L. Shaw. 2019. Catch-and-release influences on inland recreational fisheries. *Reviews in Fisheries Science & Aquaculture* 28:211-227.
- Searle, M. S., and E. L. Jackson. 1985. Recreation nonparticipation and barriers to recreation participation among would-be participants. *Leisure Sciences* 7:227-249.
- Sinden, J. A., and A. C. Worrell. 1979. *Unpriced values*. John Wiley Sons Ltd., Chichester, Sussex.
- The American Association for Public Opinion Research. 2016. *Standard definitions: final dispositions of case codes and outcome rates for surveys*. 9<sup>th</sup> edition. AAPOR.
- Ulrich, R. S., and D. L. Addoms. 2018. Psychological and recreational benefits of a resident park. *Journal of Leisure Research* 13:43-65.

Table 1.1. Numbers of surveys sent, returned, and analyzed along with the source (i.e., mail or email) of the surveys for individuals that purchased a Nebraska fishing license during 2019 and resided in one of the four urbanization groups within the Omaha metropolitan area. Surveys analyzed represent the number of surveys that were returned with at least one question answered related to the questions analyzed. Percentages in parentheses are response rates.

Urbanization Group	Sent	Returned	Source		Analyzed
			Mail	Email	
Principal Urban Centers	718	192 (26%)	160	32	164 (22%)
Urban Periphery	849	223 (26%)	172	51	191 (22%)
Metro Cities	847	236 (27%)	184	52	193 (22%)
Suburban Periphery	850	228 (26%)	179	49	193 (22%)

Table 1.2. Summarization of fish taxa targeted (sought) that differed ( $p < 0.10$ ) in pairwise comparisons between urbanization groups for individuals' probabilities to seek a species of fish (questions 5 and 11 of the 2020 Omaha angler survey [Appendix 1]).

Urbanization Group	Urbanization Group		
	Urban Periphery	Metro Cities	Suburban Periphery
Principal Urban Centers	Sauger, Flathead Catfish, Drum, Sturgeon	Channel Catfish, Blue Catfish, Flathead Catfish, Drum, Common Carp, Rainbow Trout	Cutthroat Trout
Urban Periphery			Sturgeon, Brook Trout
Metro Cities			Flathead Catfish, Common Carp, Cutthroat Trout

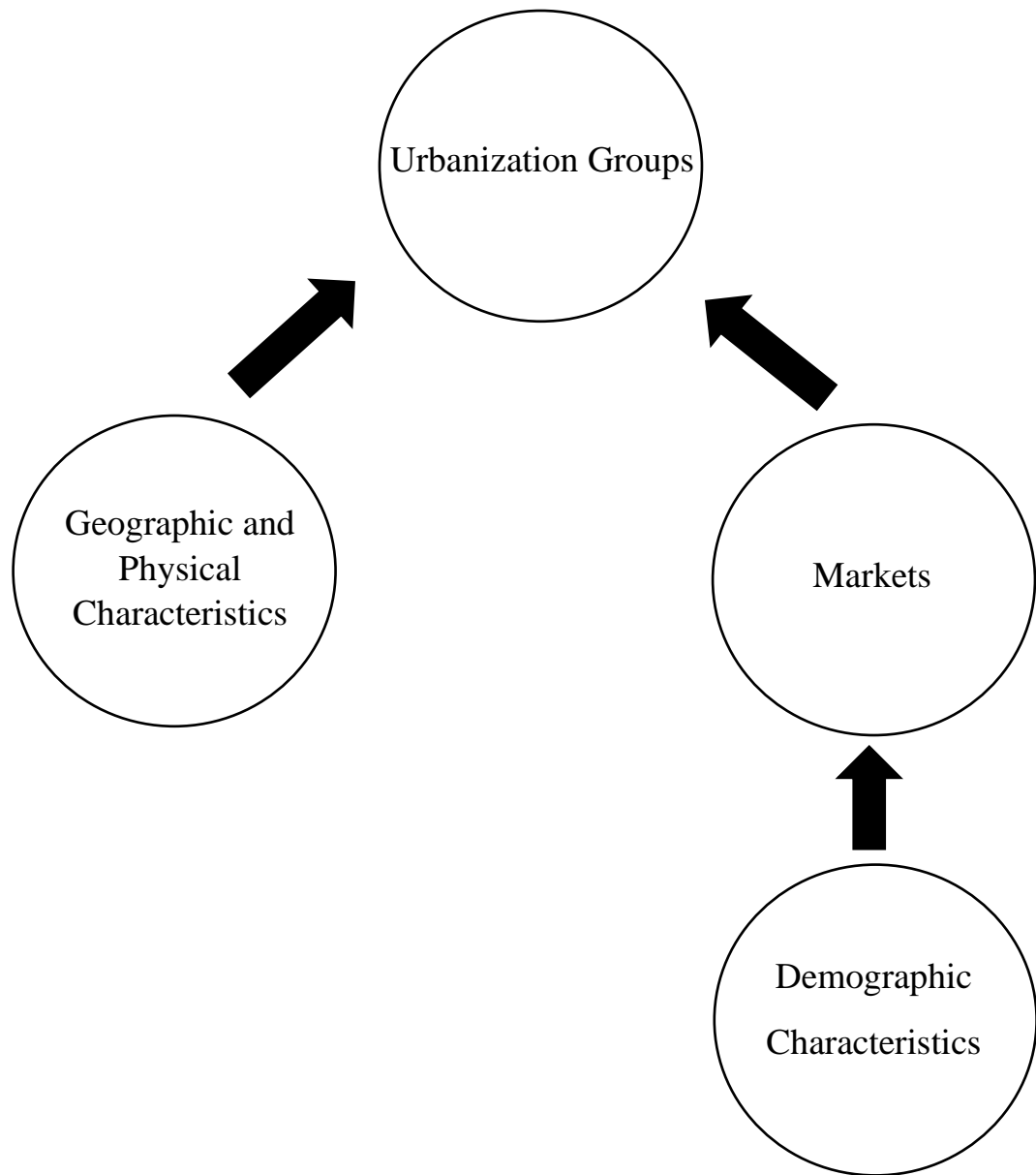


Figure 1.1 Conceptual model of how urbanization groups are developed by Esri Demographics. Demographic characteristics are used to identify markets. Markets and geographic and physical characteristics are used to identify urbanization groups (Esri Data Development 2022).

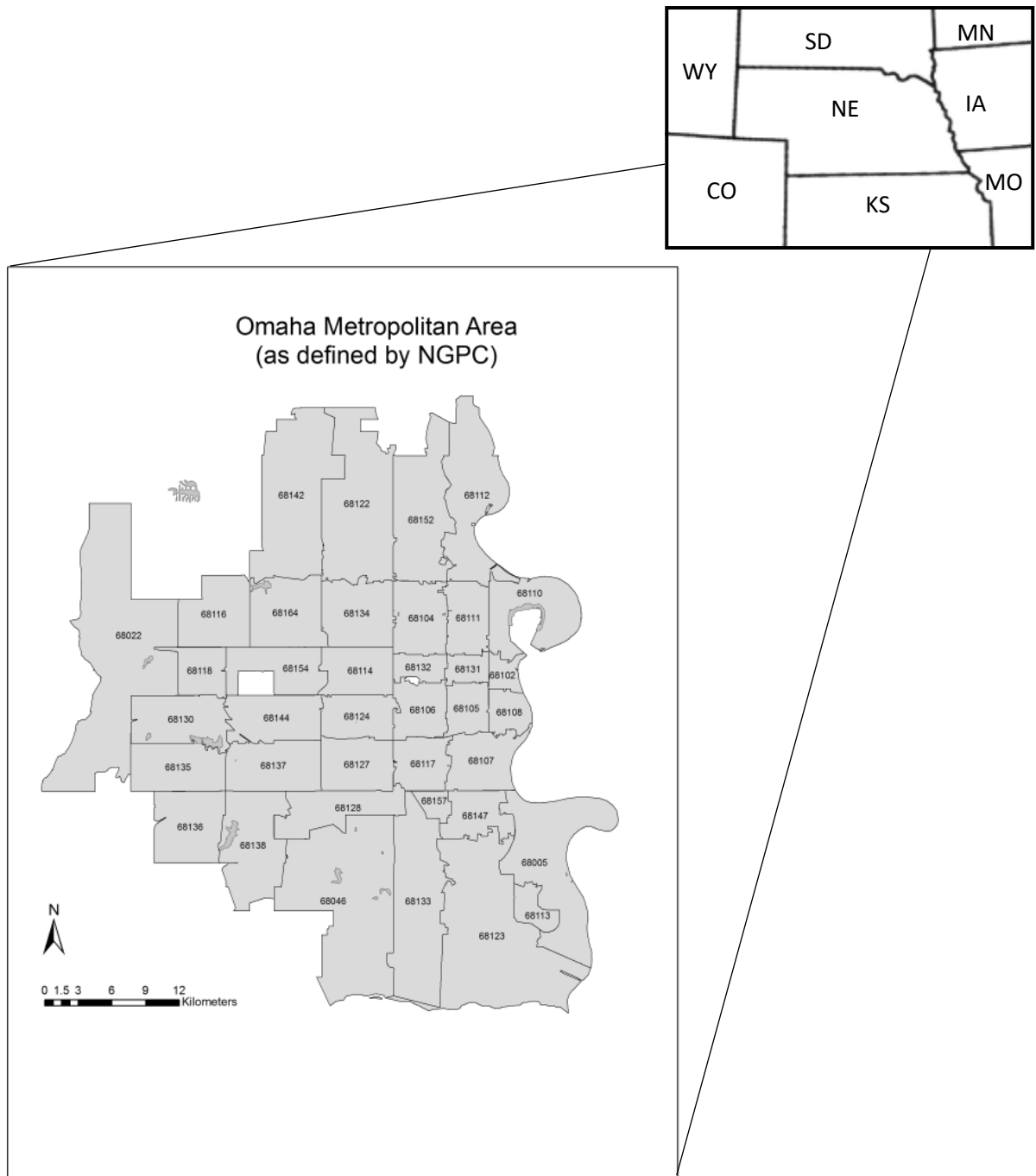


Figure 1.2. Map of the Omaha, Nebraska metropolitan area, as defined for this study, and with the spatial arrangement of Zone Improvement Plan codes.

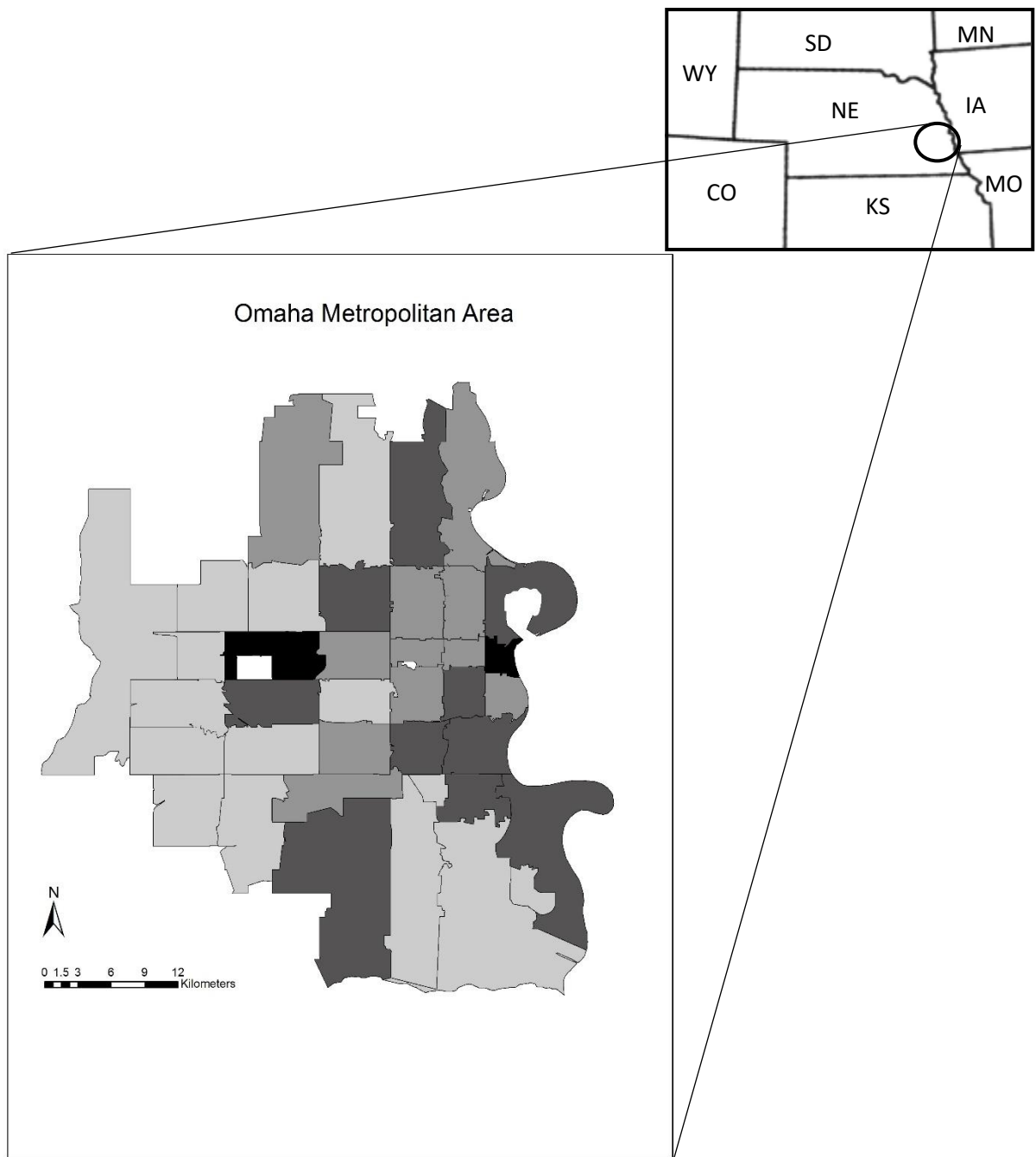


Figure 1.3. Spatial distribution of urbanization groups across the Omaha, Nebraska metropolitan area, as defined for this study. Urbanization group shapes were determined by the shape of the Zone Improvement Plan codes. Urbanization groups are shaded from darkest to lightest in the following order: Principal Urban Centers, Urban Periphery, Metro Cities, and Suburban Periphery.

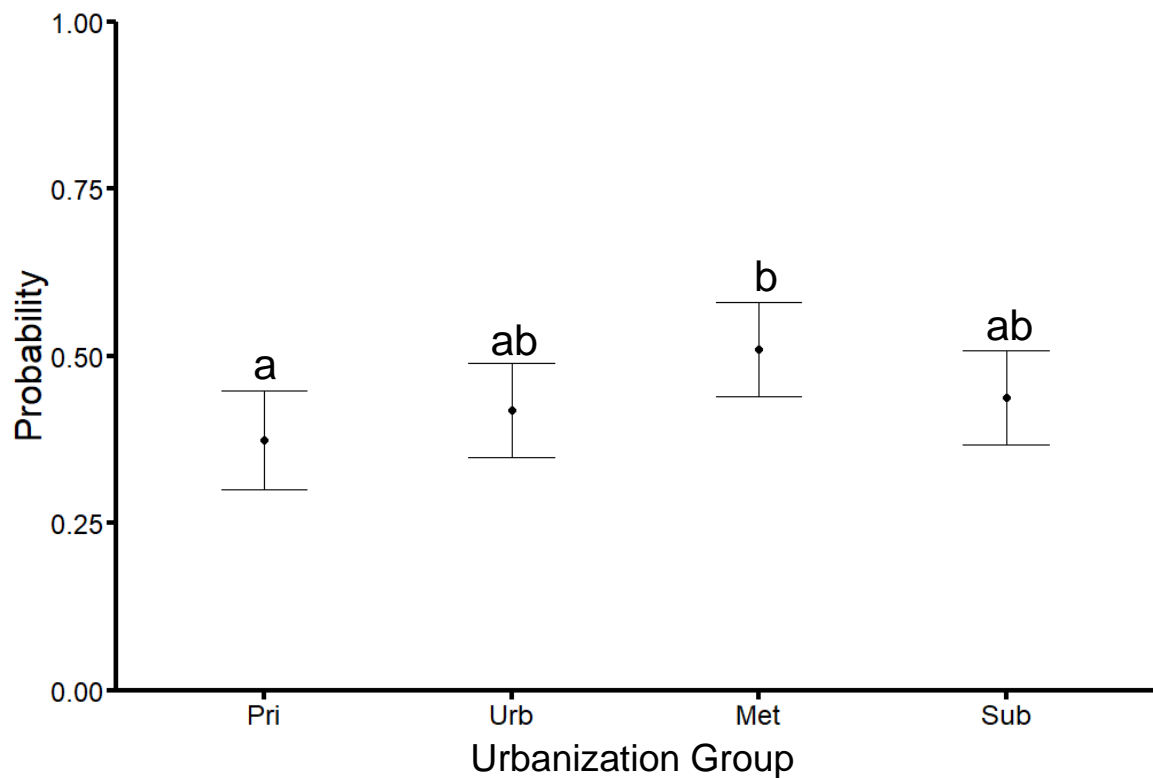


Figure 1.4. Mean  $\pm$  SE probabilities that individuals within a given urbanization group will **harvest a fish** (Q5 of the 2020 Omaha angler survey [Appendix 1]). Urbanization groups are arranged from most to least urban. Pri = Principal Urban Centers; Urb = Urban Periphery; Met = Metro Cities; Sub = Suburban Periphery. Urbanization groups that share the same letter are not significantly different ( $\alpha = 0.10$ ).



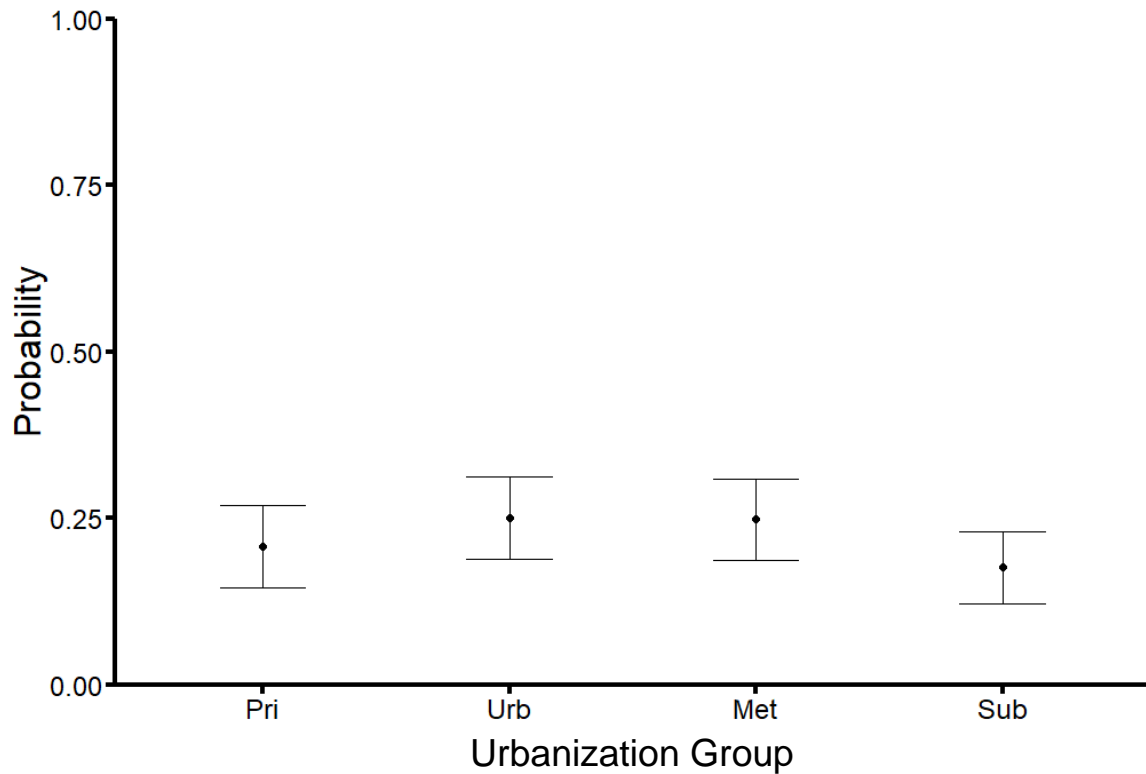


Figure 1.5. Mean  $\pm$  SE of the probabilities that individuals within a given urbanization group will **seek Striped Bass** (*Morone saxatilis*; Q11A of the 2020 Omaha angler survey [Appendix 1]). Urbanization groups are arranged from most to least urban. Pri = Principal Urban Centers; Urb = Urban Periphery; Met = Metro Cities; Sub = Suburban Periphery. Probabilities were not significantly different ( $\alpha = 0.10$ ) among urbanization groups.

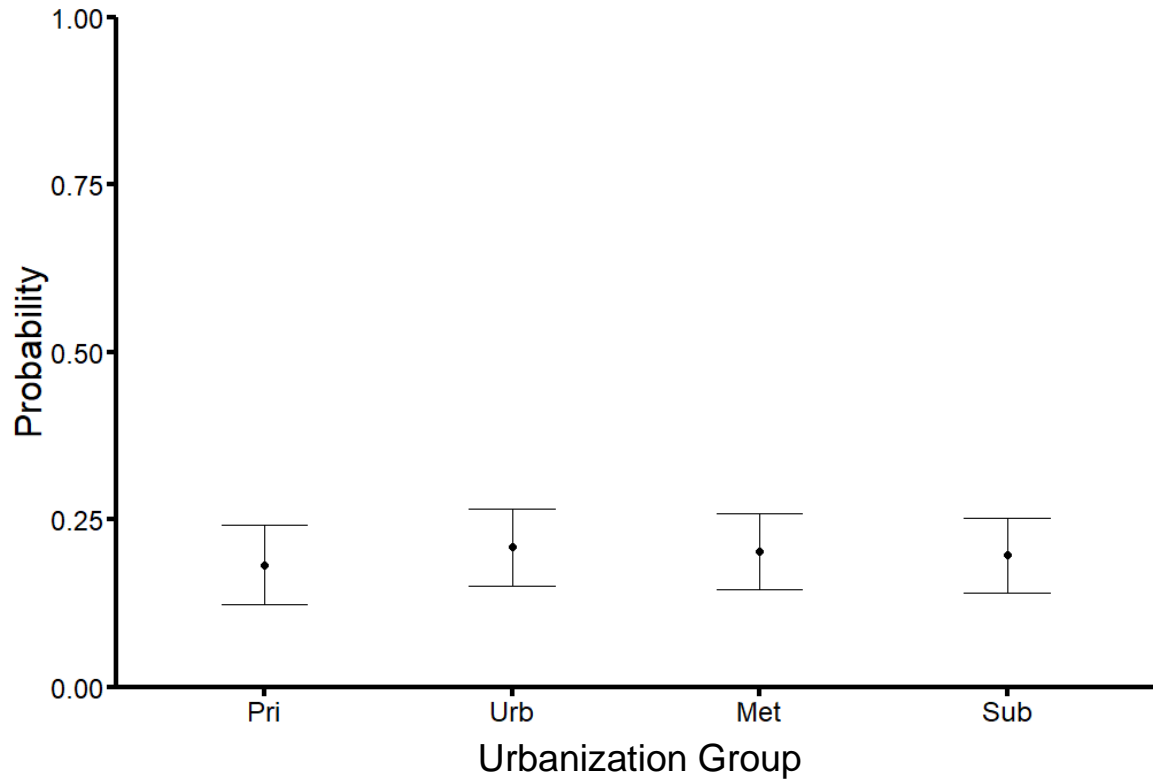


Figure 1.6. Mean  $\pm$  SE probabilities that individuals within a given urbanization group will seek **White Bass** (*Morone chrysops*; Q11B of the 2020 Omaha angler survey [Appendix 1]). Urbanization groups are arranged from most to least urban. Pri = Principal Urban Centers; Urb = Urban Periphery; Met = Metro Cities; Sub = Suburban Periphery. Probabilities were not significantly different ( $\alpha = 0.10$ ) among urbanization groups.

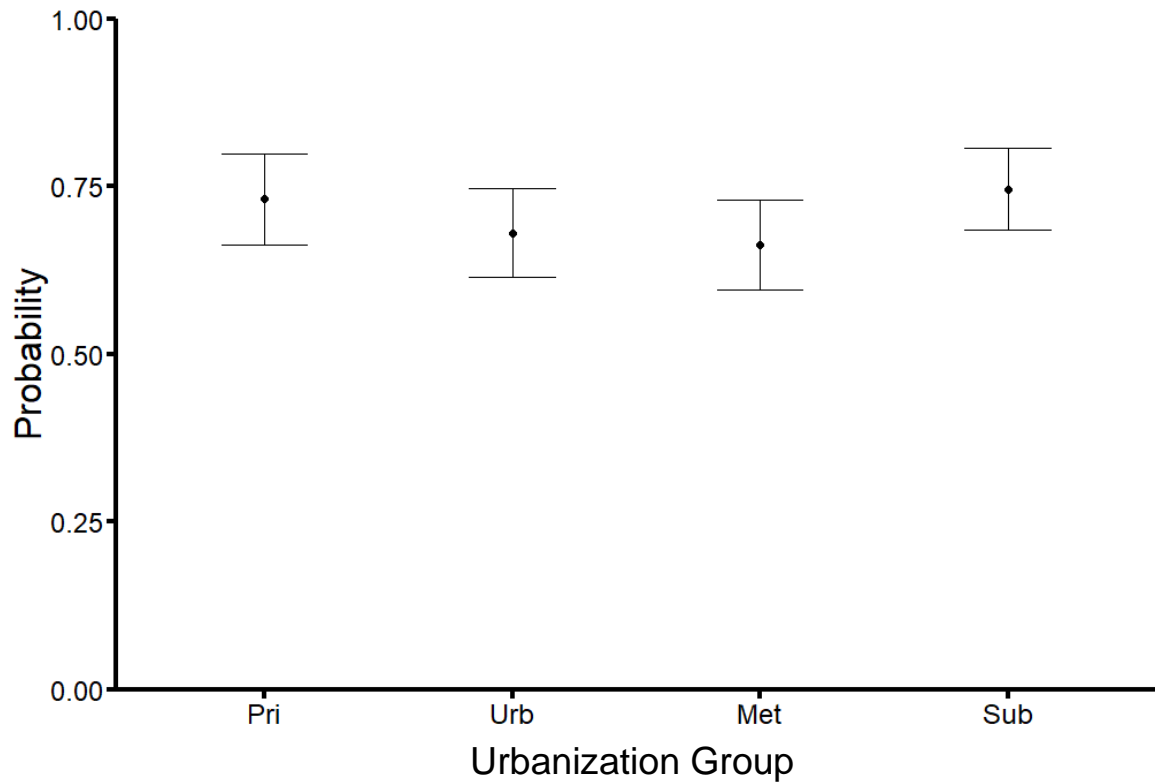


Figure 1.7. Mean  $\pm$  SE probabilities that individuals within a given urbanization group will seek **Largemouth Bass** (*Micropterus salmoides*; Q11C of the 2020 Omaha angler survey [Appendix 1]). Urbanization groups are arranged from most to least urban. Pri = Principal Urban Centers; Urb = Urban Periphery; Met = Metro Cities; Sub = Suburban Periphery. Probabilities were not significantly different ( $\alpha = 0.10$ ) among urbanization groups.

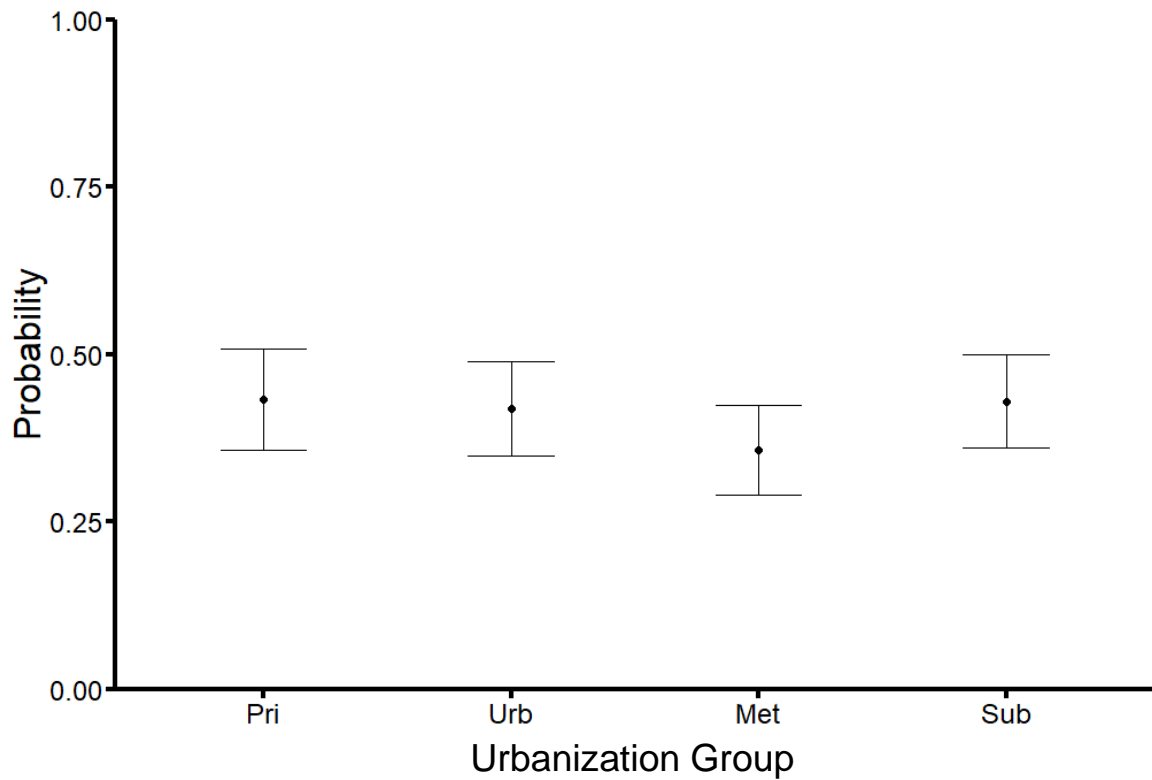


Figure 1.8. Mean  $\pm$  SE probabilities that individuals within a given urbanization group will seek **Smallmouth Bass** (*Micropterus dolomieu*; Q11D of the 2020 Omaha angler survey [Appendix 1]). Urbanization groups are arranged from most to least urban. Pri = Principal Urban Centers; Urb = Urban Periphery; Met = Metro Cities; Sub = Suburban Periphery. Probabilities were not significantly different ( $\alpha = 0.10$ ) among urbanization groups.

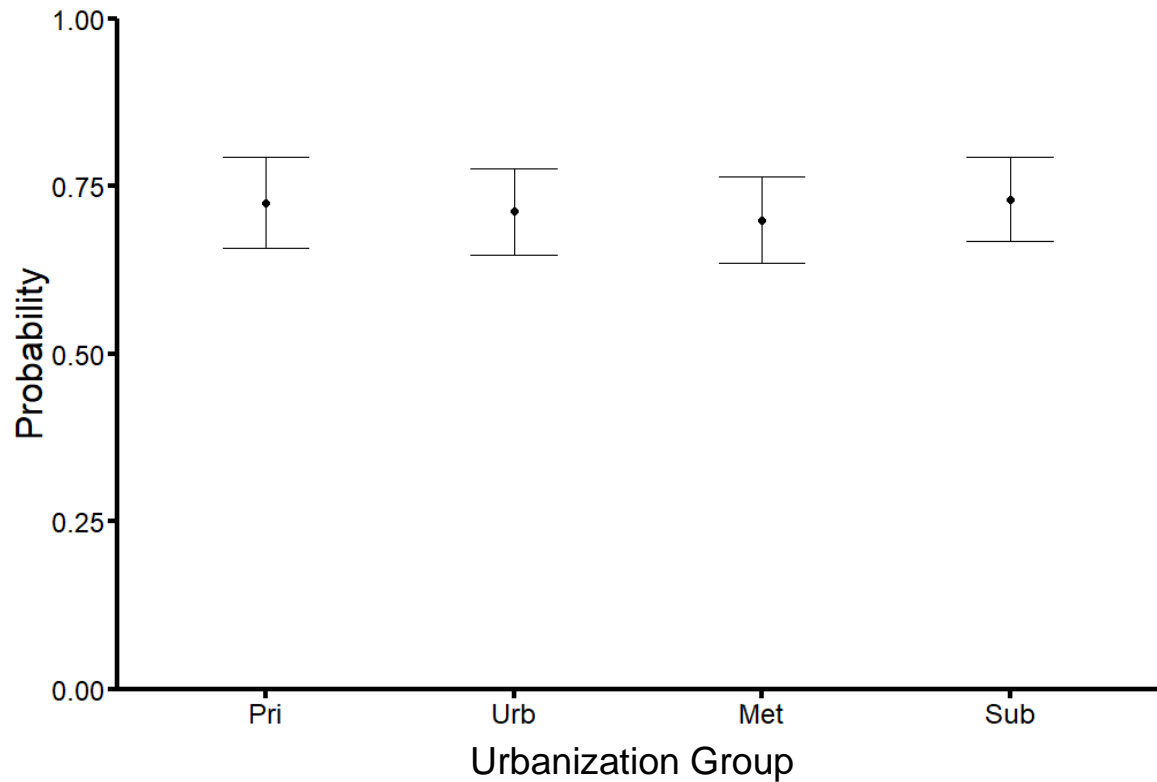


Figure 1.9. Mean  $\pm$  SE probabilities that individuals within a given urbanization group will seek **Bluegill/Sunfish** (*Lepomis* spp.; Q11E of the 2020 Omaha angler survey [Appendix 1]). Urbanization groups are arranged from most to least urban. Pri = Principal Urban Centers; Urb = Urban Periphery; Met = Metro Cities; Sub = Suburban Periphery. Probabilities were not significantly different ( $\alpha = 0.10$ ) among urbanization groups.

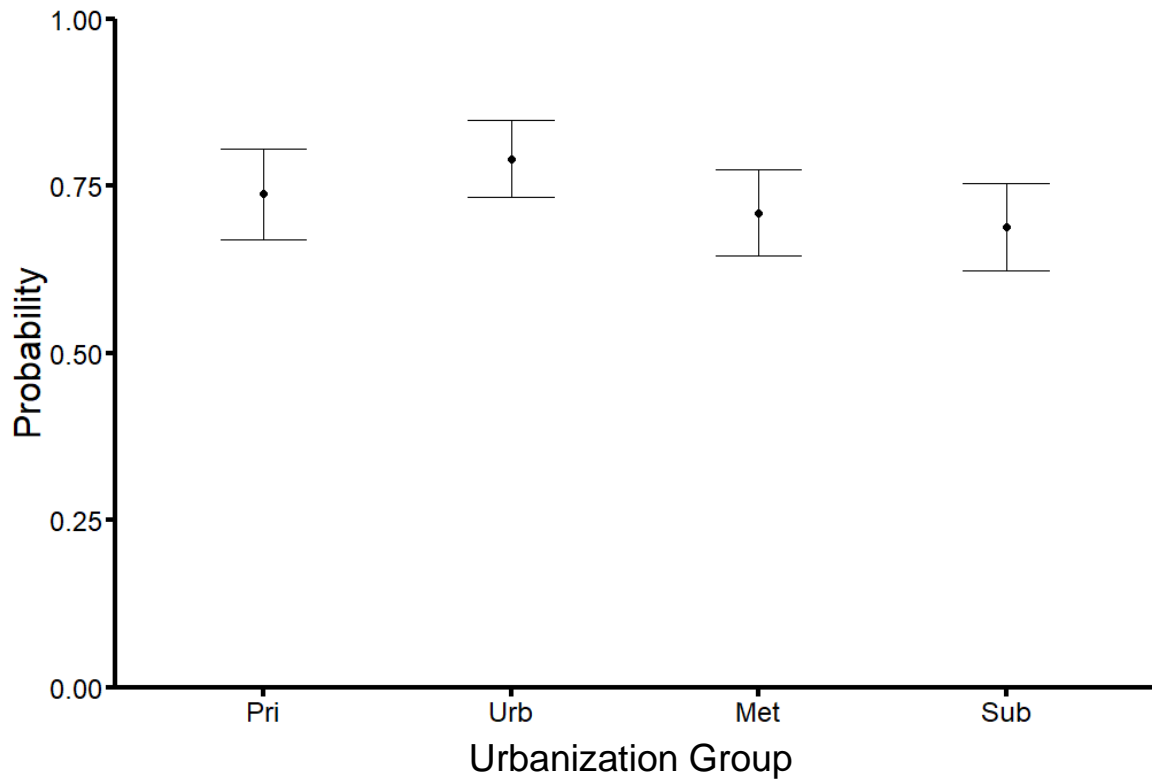


Figure 1.10. Mean  $\pm$  SE probabilities that individuals within a given urbanization group will **seek Crappie** (*Pomoxis* spp.; Q11F of the 2020 Omaha angler survey [Appendix 1]).

Urbanization groups are arranged from most to least urban. Pri = Principal Urban

Centers; Urb = Urban Periphery; Met = Metro Cities; Sub = Suburban Periphery.

Probabilities were not significantly different ( $\alpha = 0.10$ ) among urbanization groups.

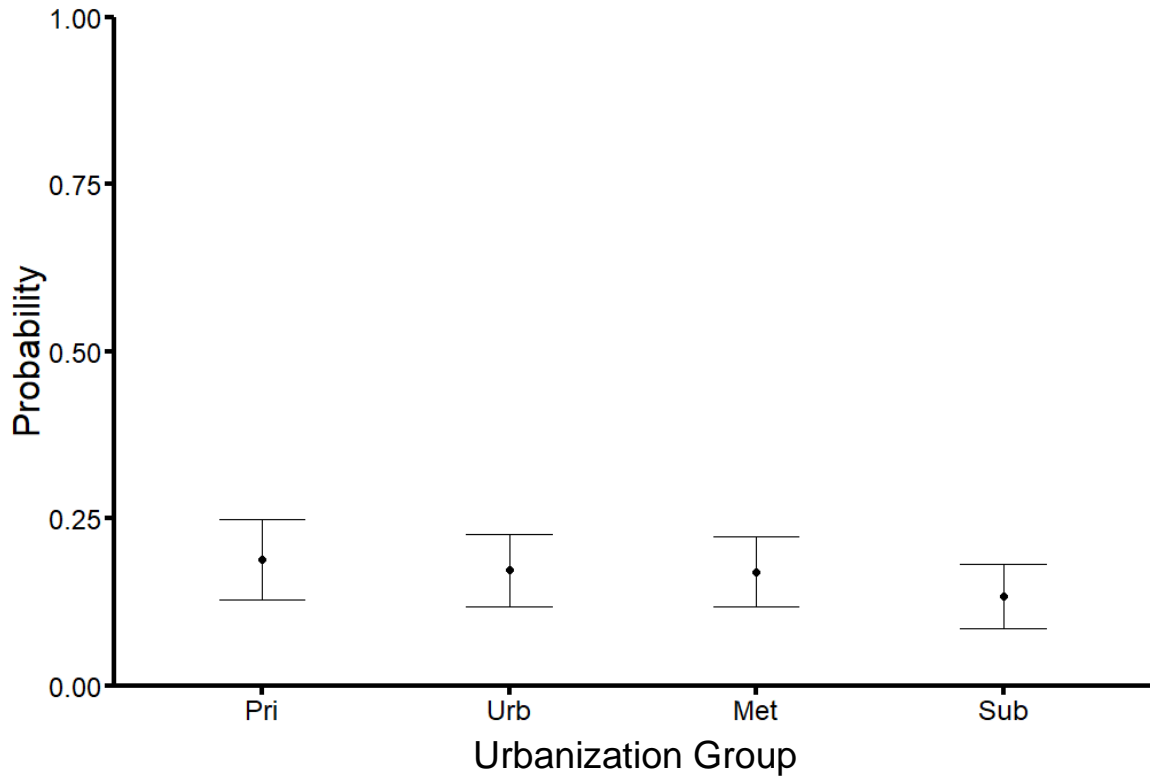


Figure 1.11. Mean  $\pm$  SE probabilities that individuals within a given urbanization group will seek **Yellow Perch** (*Perca flavescens*; Q11G of the 2020 Omaha angler survey [Appendix 1]). Urbanization groups are arranged from most to least urban. Pri = Principal Urban Centers; Urb = Urban Periphery; Met = Metro Cities; Sub = Suburban Periphery. Probabilities were not significantly different ( $\alpha = 0.10$ ) among urbanization groups.

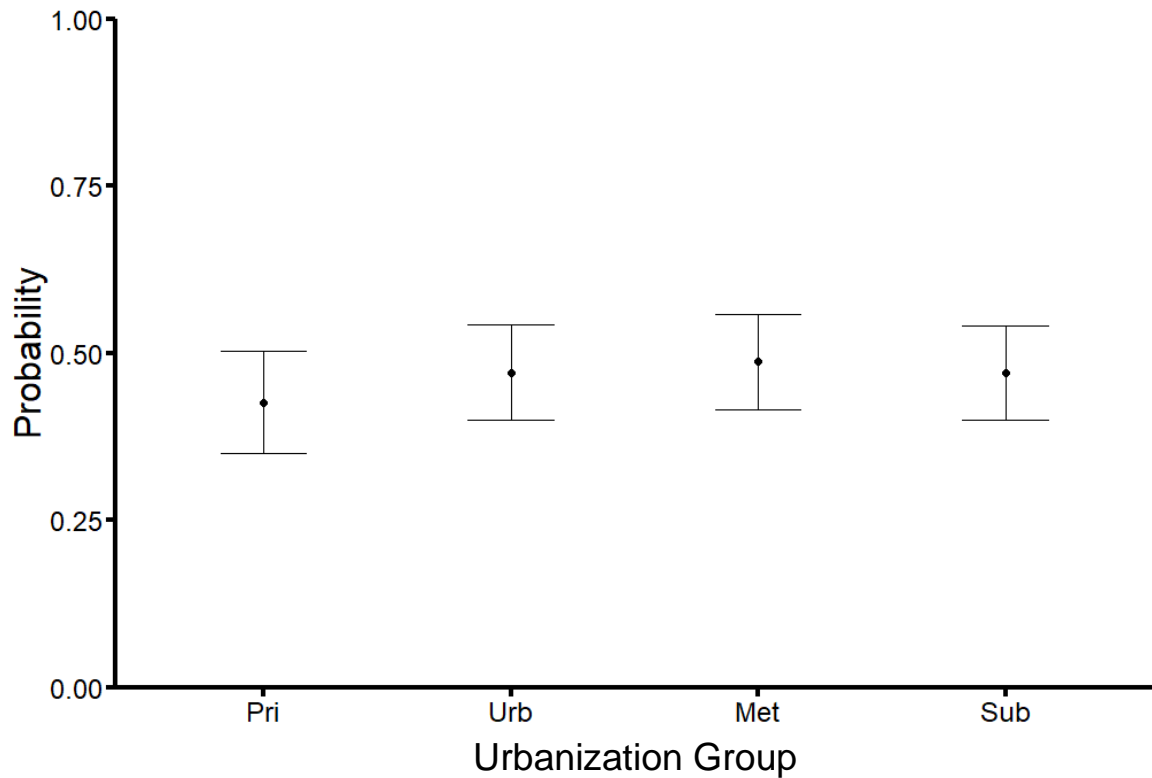


Figure 1.12. Mean  $\pm$  SE probabilities that individuals within a given urbanization group will seek Walleye (*Sander vitreus*; Q11H of the 2020 Omaha angler survey [Appendix 1]). Urbanization groups are arranged from most to least urban. Pri = Principal Urban Centers; Urb = Urban Periphery; Met = Metro Cities; Sub = Suburban Periphery. Probabilities were not significantly different ( $\alpha = 0.10$ ) among urbanization groups.



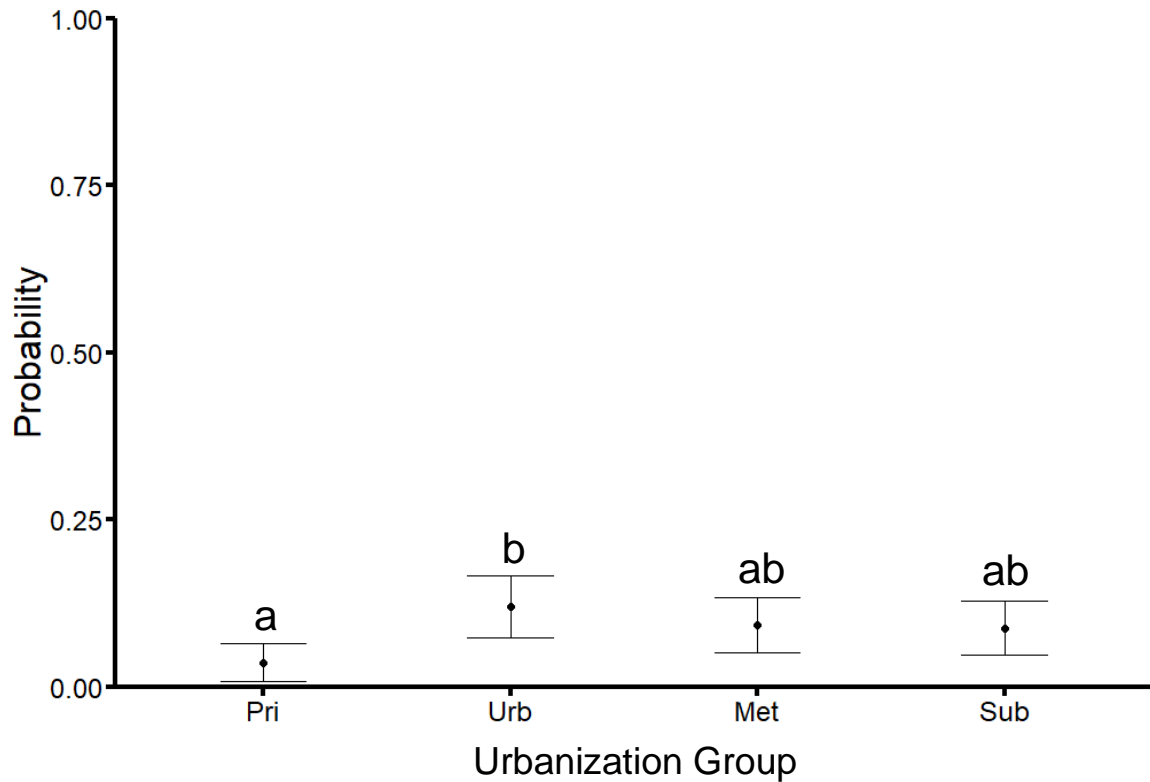


Figure 1.13. Mean  $\pm$  SE probabilities that individuals within a given urbanization group will **seek Sauger** (*Sander canadensis*; Q11I of the 2020 Omaha angler survey [Appendix 1]). Urbanization groups are arranged from most to least urban. Pri = Principal Urban Centers; Urb = Urban Periphery; Met = Metro Cities; Sub = Suburban Periphery. Tapestries that share the same letter are not significantly different ( $\alpha = 0.10$ ).

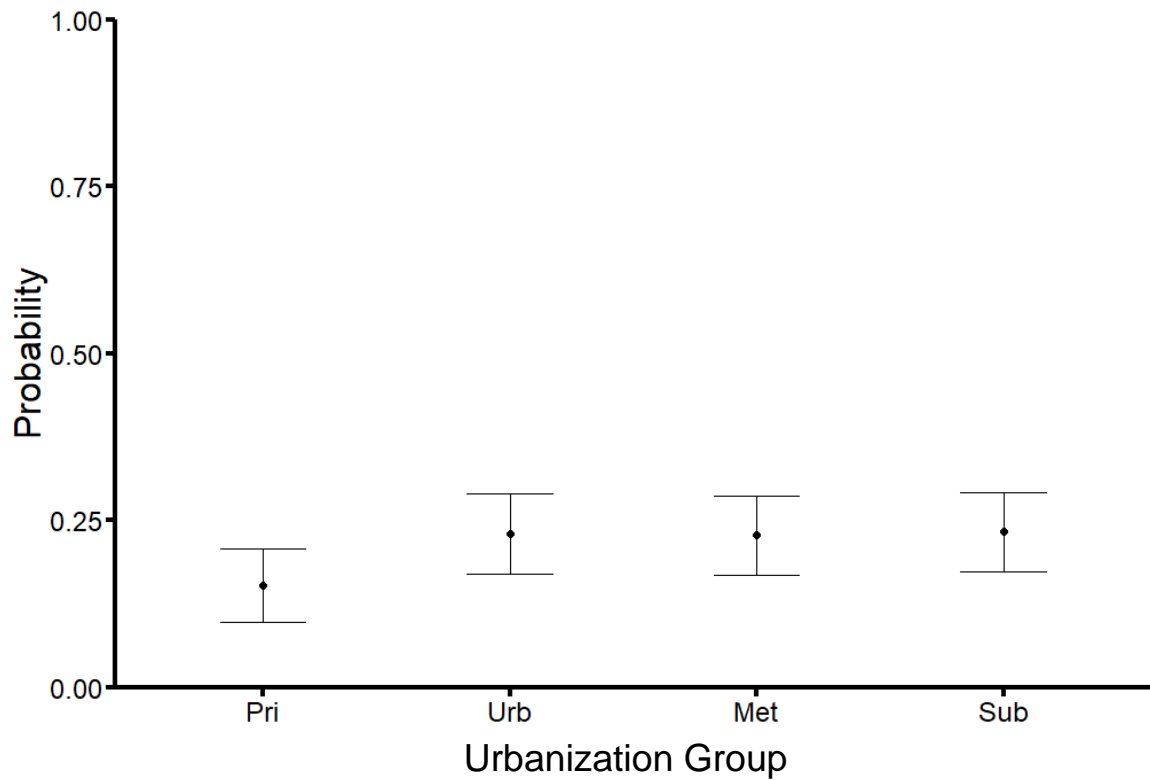


Figure 1.14. Mean  $\pm$  SE probabilities that individuals within a given urbanization group will seek **Northern Pike** (*Esox lucius*; Q11J of the 2020 Omaha angler survey [Appendix 1]). Urbanization groups are arranged from most to least urban. Pri = Principal Urban Centers; Urb = Urban Periphery; Met = Metro Cities; Sub = Suburban Periphery. Probabilities were not significantly different ( $\alpha = 0.10$ ) among urbanization groups.

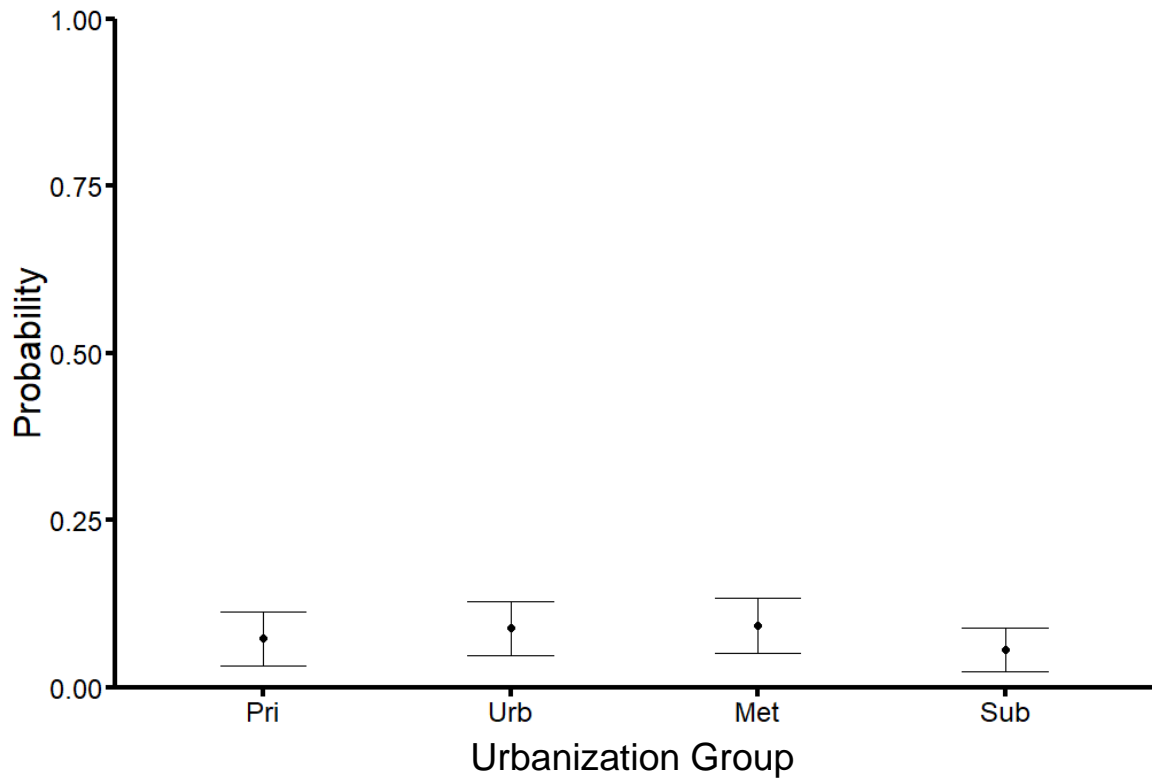


Figure 1.15. Mean  $\pm$  SE probabilities that individuals within a given urbanization group will seek **Muskie/Tiger Muskie** (*Esox masquinongy* and *Esox masquinongy*  $\times$  *Esox lucius*; Q11K of the 2020 Omaha angler survey [Appendix 1]). Urbanization groups are arranged from most to least urban. Pri = Principal Urban Centers; Urb = Urban Periphery; Met = Metro Cities; Sub = Suburban Periphery. Probabilities were not significantly different ( $\alpha = 0.10$ ) among urbanization groups.

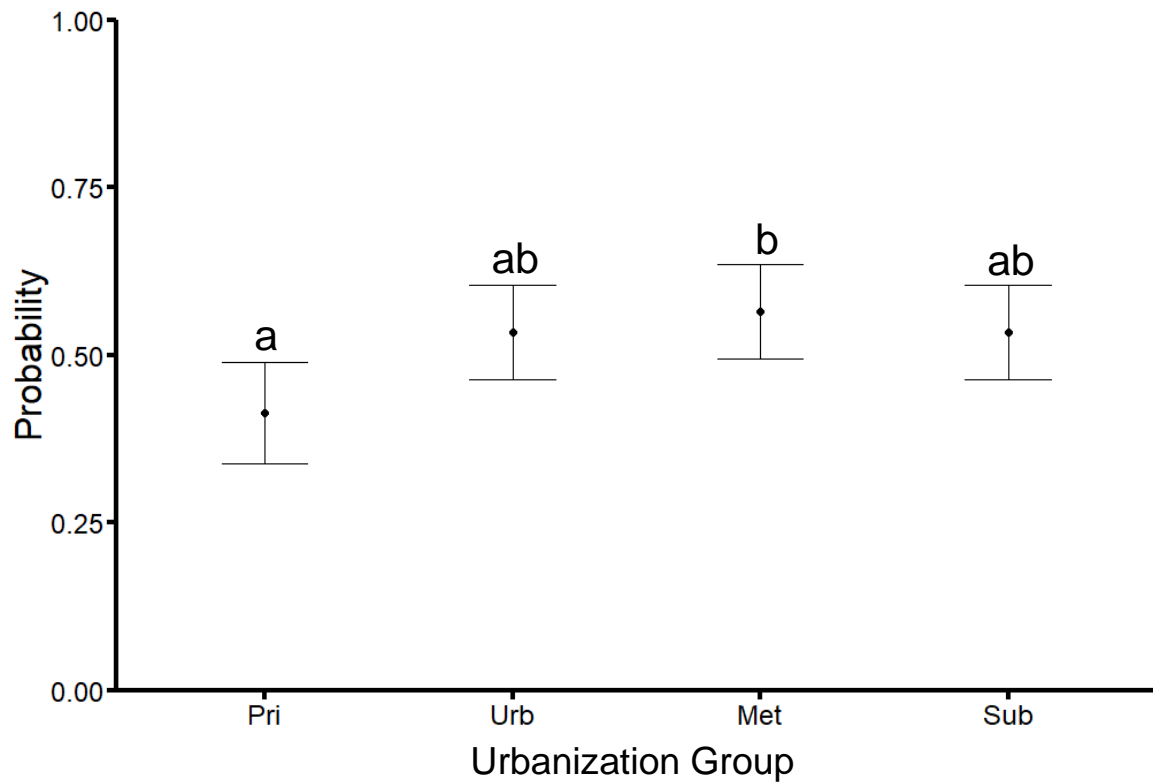


Figure 1.16. Mean  $\pm$  SE probabilities that individuals within a given urbanization group will seek **Channel Catfish** (*Ictalurus punctatus*; Q11L of the 2020 Omaha angler survey [Appendix 1]). Urbanization groups are arranged from most to least urban. Pri = Principal Urban Centers; Urb = Urban Periphery; Met = Metro Cities; Sub = Suburban Periphery. Tapestries that share the same letter are not significantly different ( $\alpha = 0.10$ ).

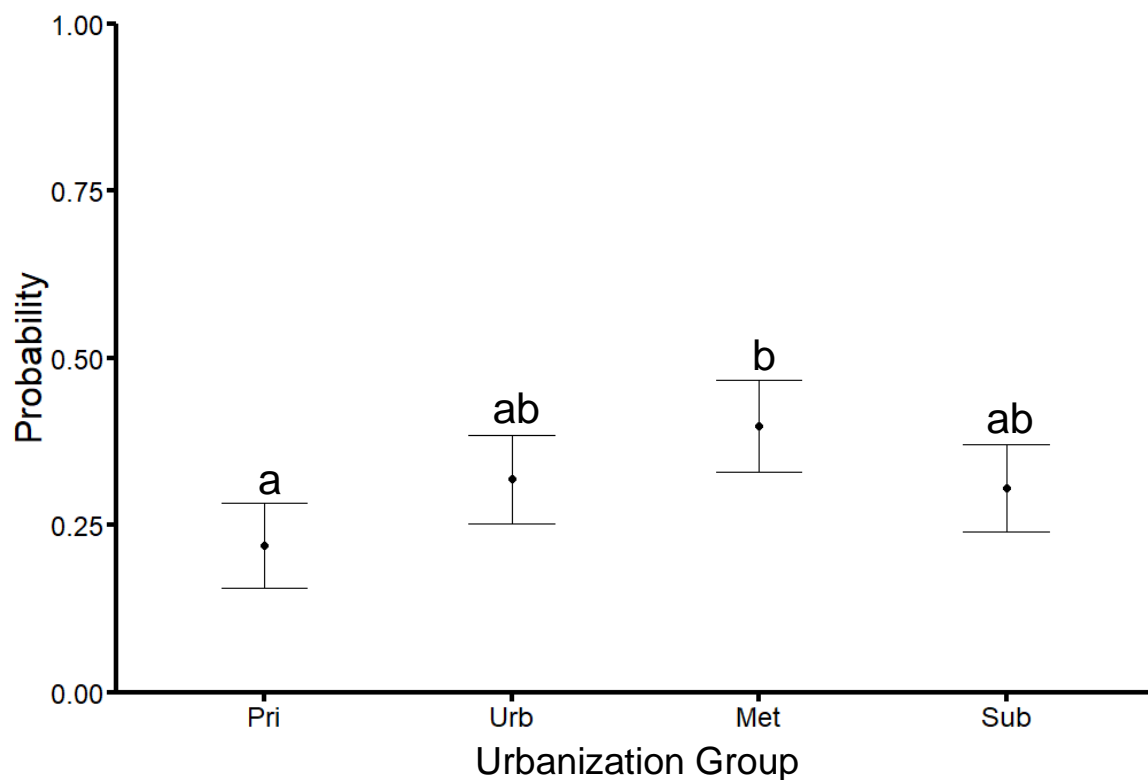


Figure 1.17. Mean  $\pm$  SE probabilities that individuals within a given urbanization group will seek **Blue Catfish** (*Ictalurus furcatus*; Q11M of the 2020 Omaha angler survey [Appendix 1]). Urbanization groups are arranged from most to least urban. Pri = Principal Urban Centers; Urb = Urban Periphery; Met = Metro Cities; Sub = Suburban Periphery. Tapestries that share the same letter are not significantly different ( $\alpha = 0.10$ ).

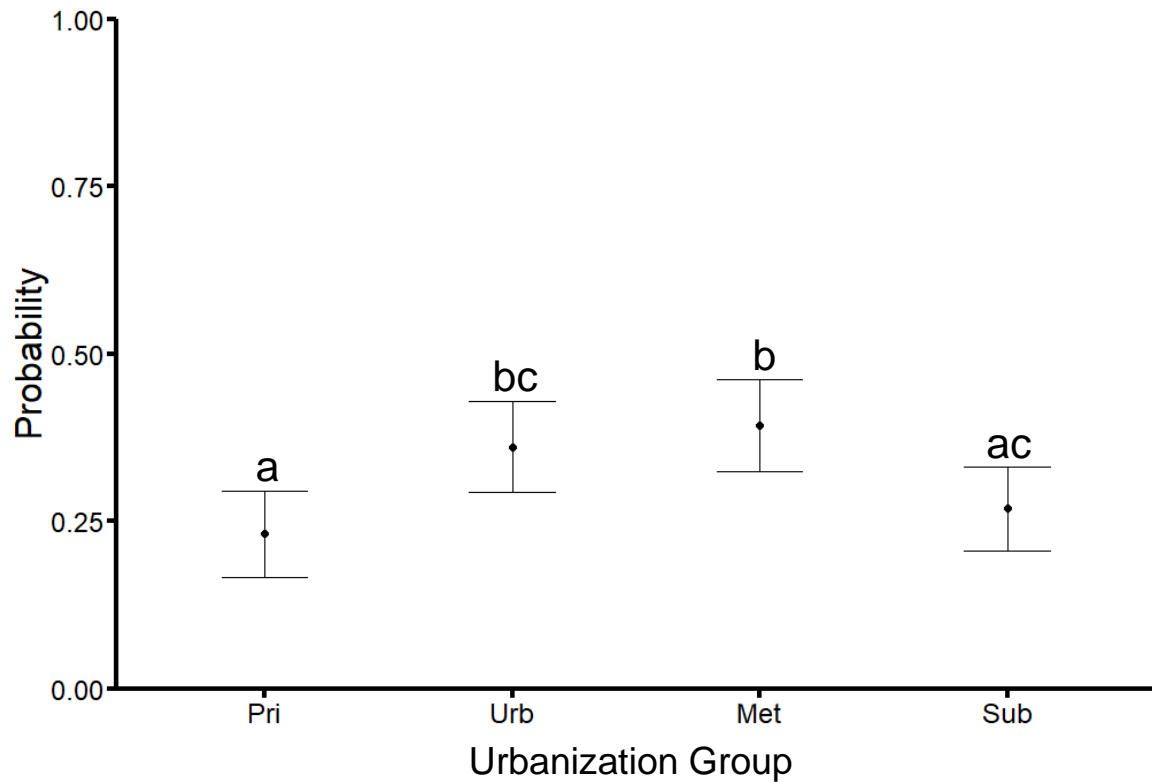


Figure 1.18. Mean  $\pm$  SE probabilities that individuals within a given urbanization group will seek **Flathead Catfish** (*Pylodictis olivaris*; Q11N of the 2020 Omaha angler survey [Appendix 1]). Urbanization groups are arranged from most to least urban. Pri = Principal Urban Centers; Urb = Urban Periphery; Met = Metro Cities; Sub = Suburban Periphery. Tapestries that share the same letter are not significantly different ( $\alpha = 0.10$ ).

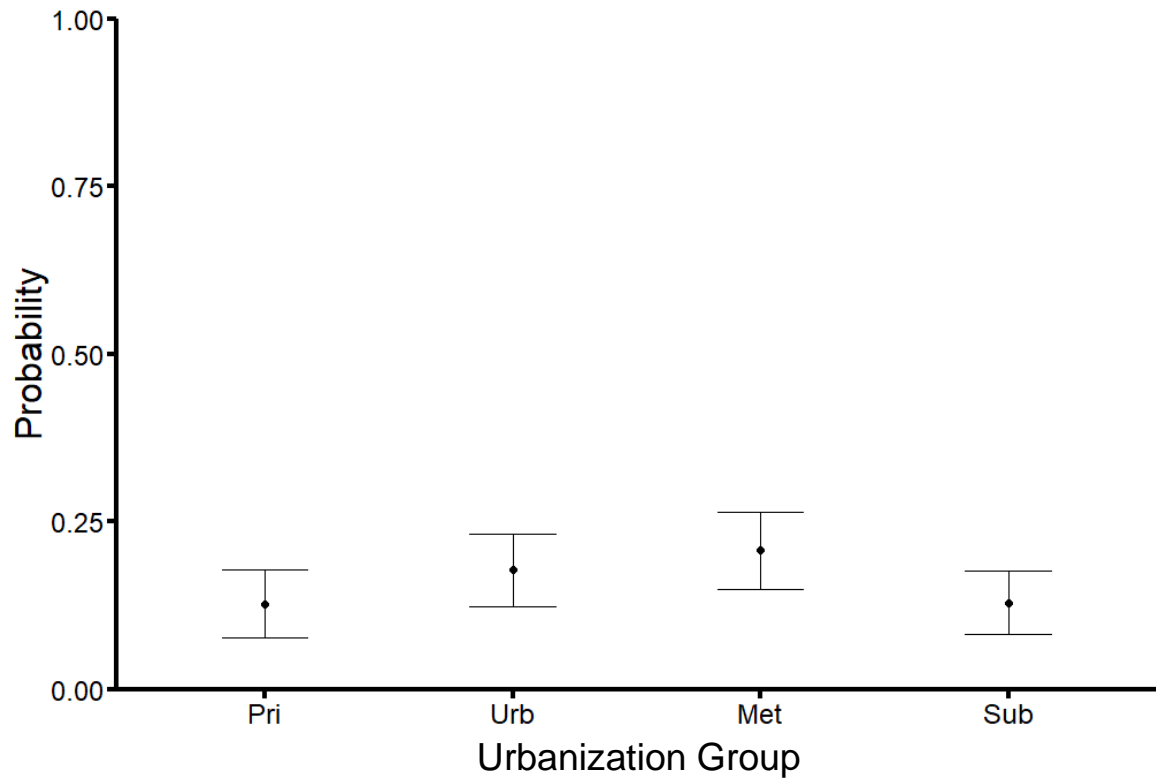


Figure 1.19. Mean  $\pm$  SE probabilities that individuals within a given urbanization group will **seek Bullhead** (*Ameiurus* spp.; Q11O of the 2020 Omaha angler survey [Appendix 1]). Urbanization groups are arranged from most to least urban. Pri = Principal Urban Centers; Urb = Urban Periphery; Met = Metro Cities; Sub = Suburban Periphery. Probabilities were not significantly different ( $\alpha = 0.10$ ) among urbanization groups.

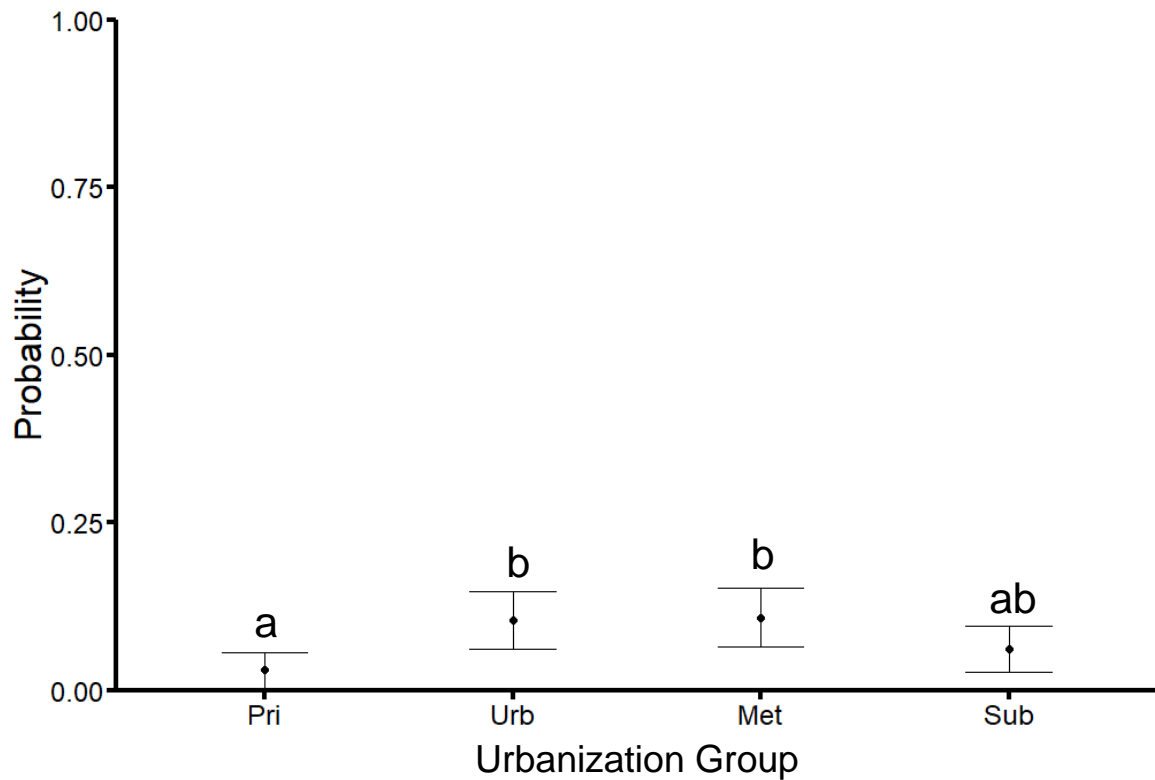


Figure 1.20. Mean  $\pm$  SE probabilities that individuals within a given urbanization group will **seek Drum** (*Aplodinotus* spp.; Q11P of the 2020 Omaha angler survey [Appendix 1]). Urbanization groups are arranged from most to least urban. Pri = Principal Urban Centers; Urb = Urban Periphery; Met = Metro Cities; Sub = Suburban Periphery. Tapestries that share the same letter are not significantly different ( $\alpha = 0.10$ ).



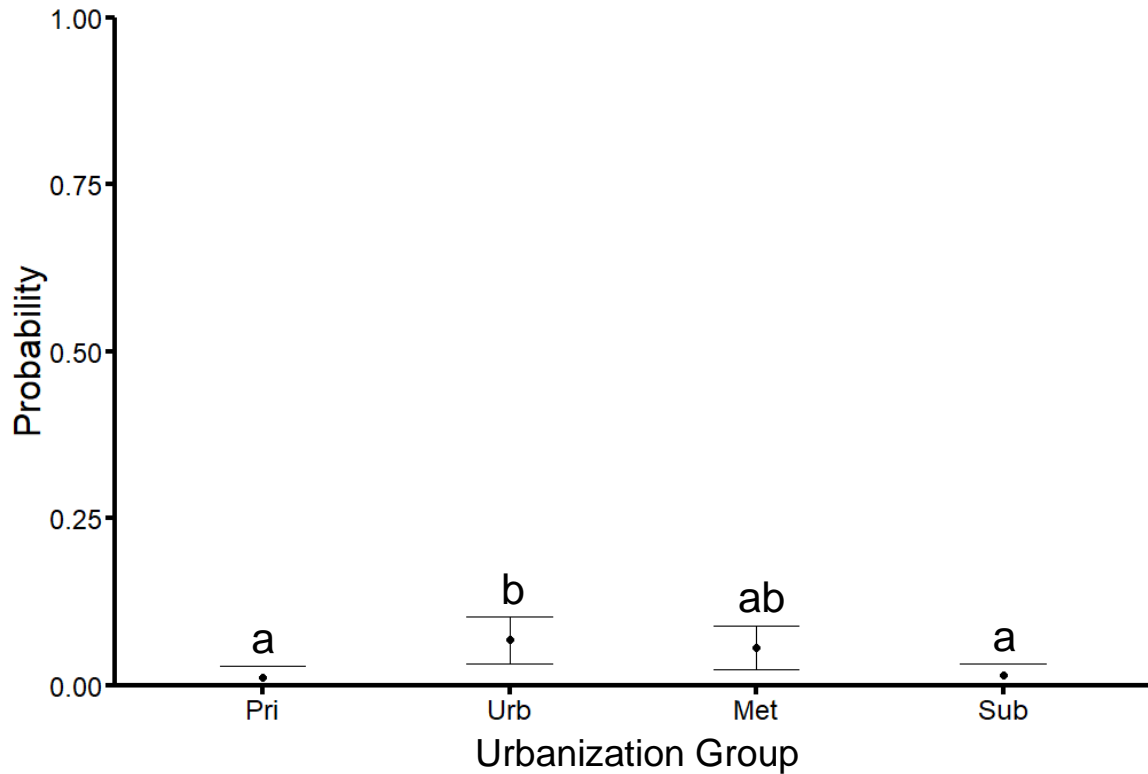


Figure 1.21. Mean  $\pm$  SE probabilities that individuals within a given urbanization group will seek **Sturgeon** (*Scaphirhynchus* spp.; Q11Q of the 2020 Omaha angler survey [Appendix 1]). Urbanization groups are arranged from most to least urban. Pri = Principal Urban Centers; Urb = Urban Periphery; Met = Metro Cities; Sub = Suburban Periphery. Tapestries that share the same letter are not significantly different ( $\alpha = 0.10$ ).

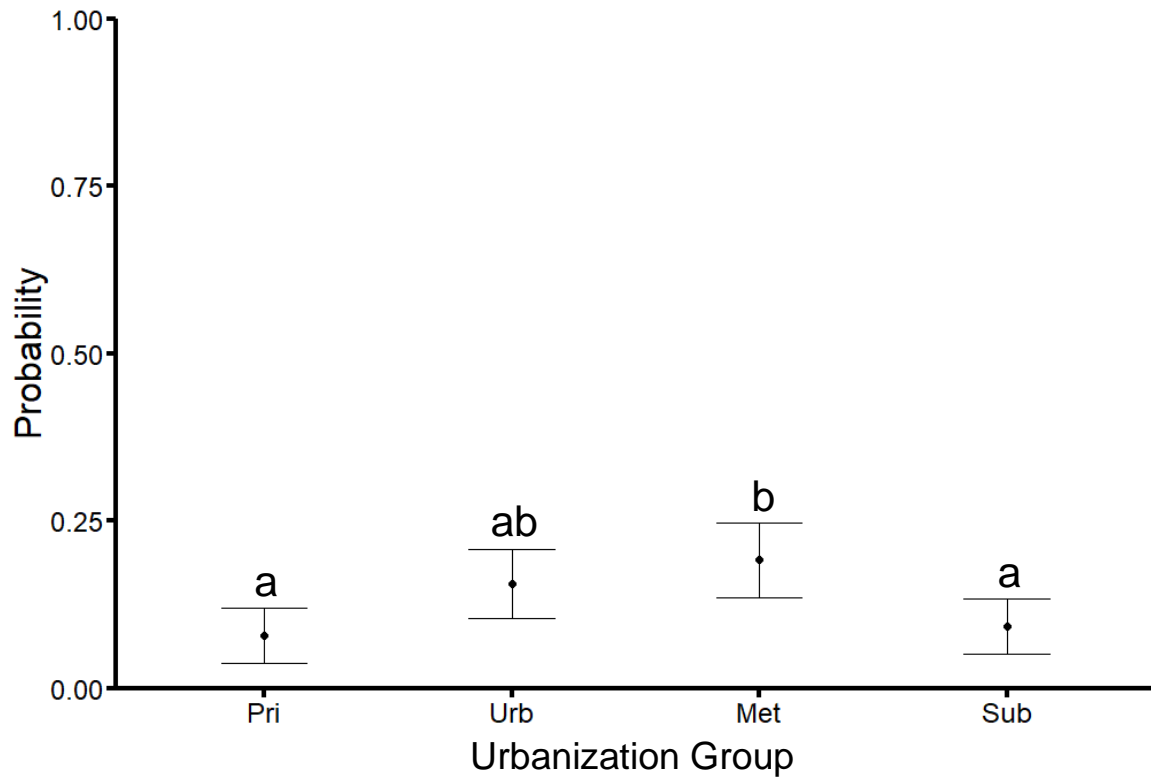


Figure 1.22. Mean  $\pm$  SE probabilities that individuals within a given urbanization group will seek **Common Carp** (*Cyprinus carpio*; Q11R of the 2020 Omaha angler survey [Appendix 1]). Urbanization groups are arranged from most to least urban. Pri = Principal Urban Centers; Urb = Urban Periphery; Met = Metro Cities; Sub = Suburban Periphery. Tapeuries that share the same letter are not significantly different ( $\alpha = 0.10$ ).

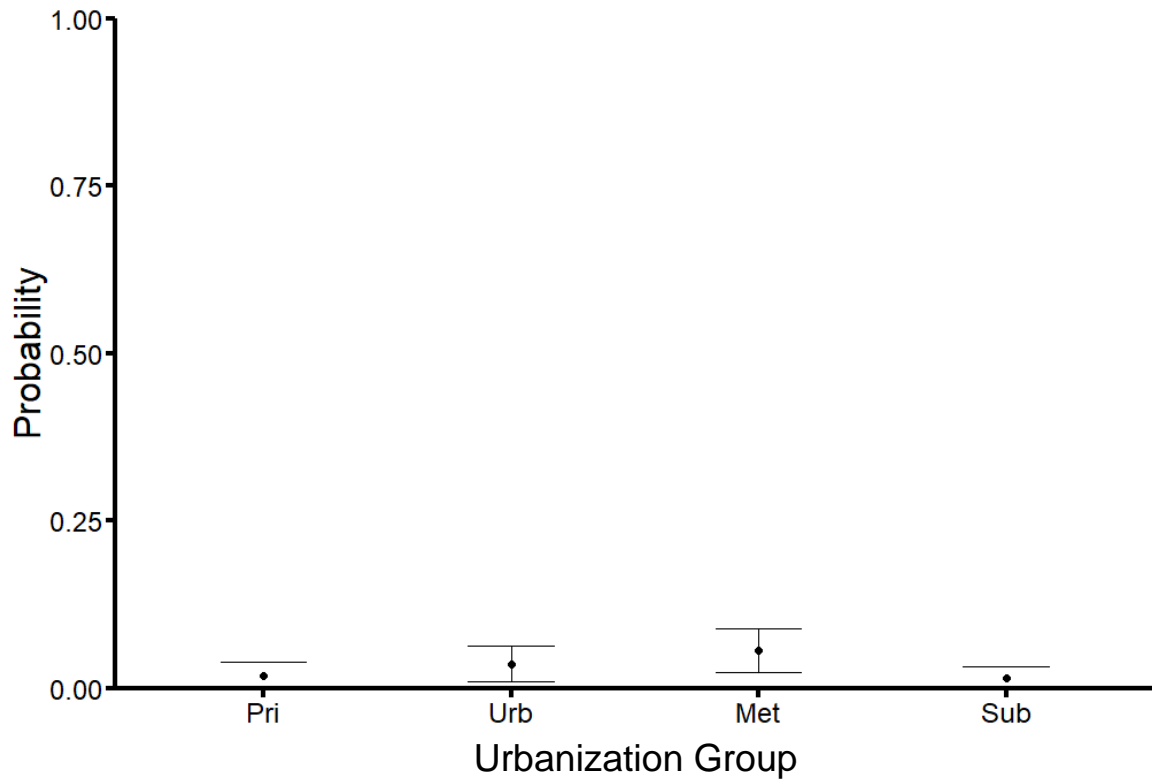


Figure 1.23. Mean  $\pm$  SE probabilities that individuals within a given urbanization group will seek **Asian Carp** (*Hypophthalmichthys nobilis*, *Mylopharyngodon piceus*, *Ctenopharyngodon Idella*, and *Hypophthalmichthys molitrix*; Q11S of the 2020 Omaha angler survey [Appendix 1]). Urbanization groups are arranged from most to least urban. Pri = Principal Urban Centers; Urb = Urban Periphery; Met = Metro Cities; Sub = Suburban Periphery. Probabilities were not significantly different ( $\alpha = 0.10$ ) among urbanization groups.

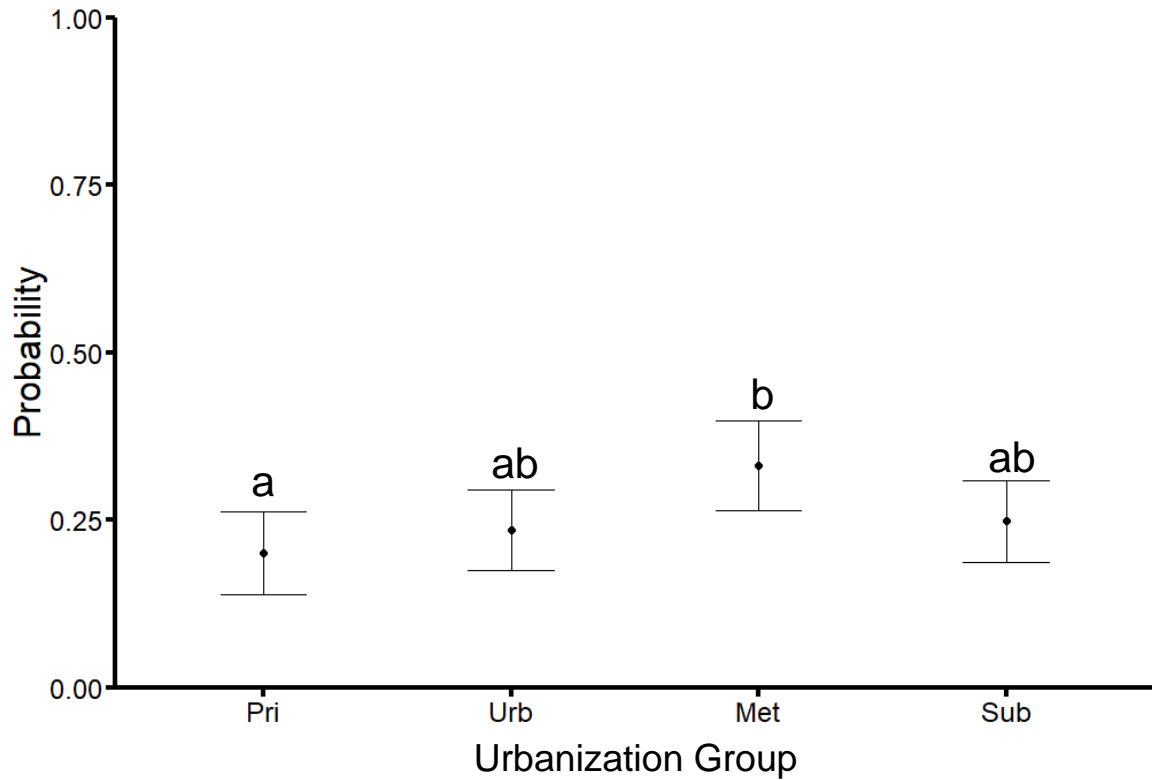


Figure 1.24. Mean  $\pm$  SE probabilities that individuals within a given urbanization group will seek **Rainbow Trout** (*Oncorhynchus mykiss*; Q11T of the 2020 Omaha angler survey [Appendix 1]). Urbanization groups are arranged from most to least urban. Pri = Principal Urban Centers; Urb = Urban Periphery; Met = Metro Cities; Sub = Suburban Periphery. Tapeuries that share the same letter are not significantly different ( $\alpha = 0.10$ ).

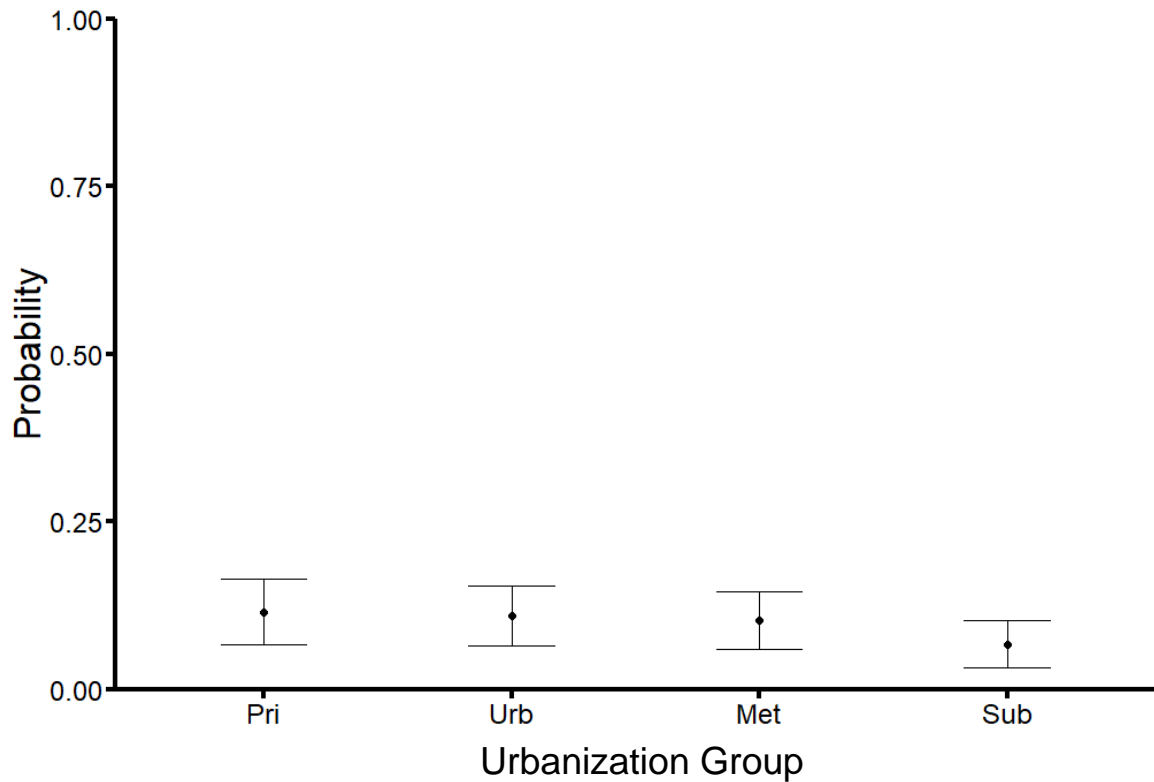


Figure 1.25. Mean  $\pm$  SE probabilities that individuals within a given urbanization group will seek **Brown Trout** (*Salmo trutta*; Q11U of the 2020 Omaha angler survey [Appendix 1]). Urbanization groups are arranged from most to least urban. Pri = Principal Urban Centers; Urb = Urban Periphery; Met = Metro Cities; Sub = Suburban Periphery. Probabilities were not significantly different ( $\alpha = 0.10$ ) among urbanization groups.

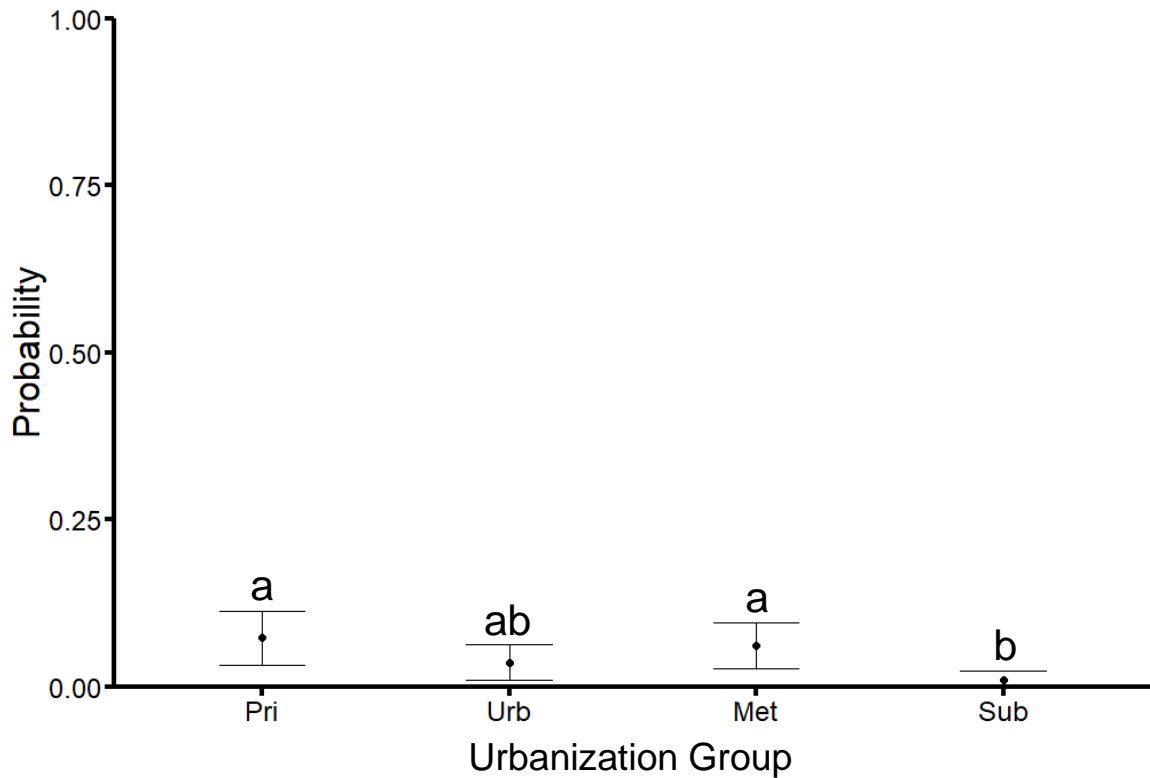


Figure 1.26. Mean  $\pm$  SE probabilities that individuals within a given urbanization group will seek **Cutthroat Trout** (*Oncorhynchus clarkii*; Q11V of the 2020 Omaha angler survey [Appendix 1]). Urbanization groups are arranged from most to least urban. Pri = Principal Urban Centers; Urb = Urban Periphery; Met = Metro Cities; Sub = Suburban Periphery. Tapestries that share the same letter are not significantly different ( $\alpha = 0.10$ ).

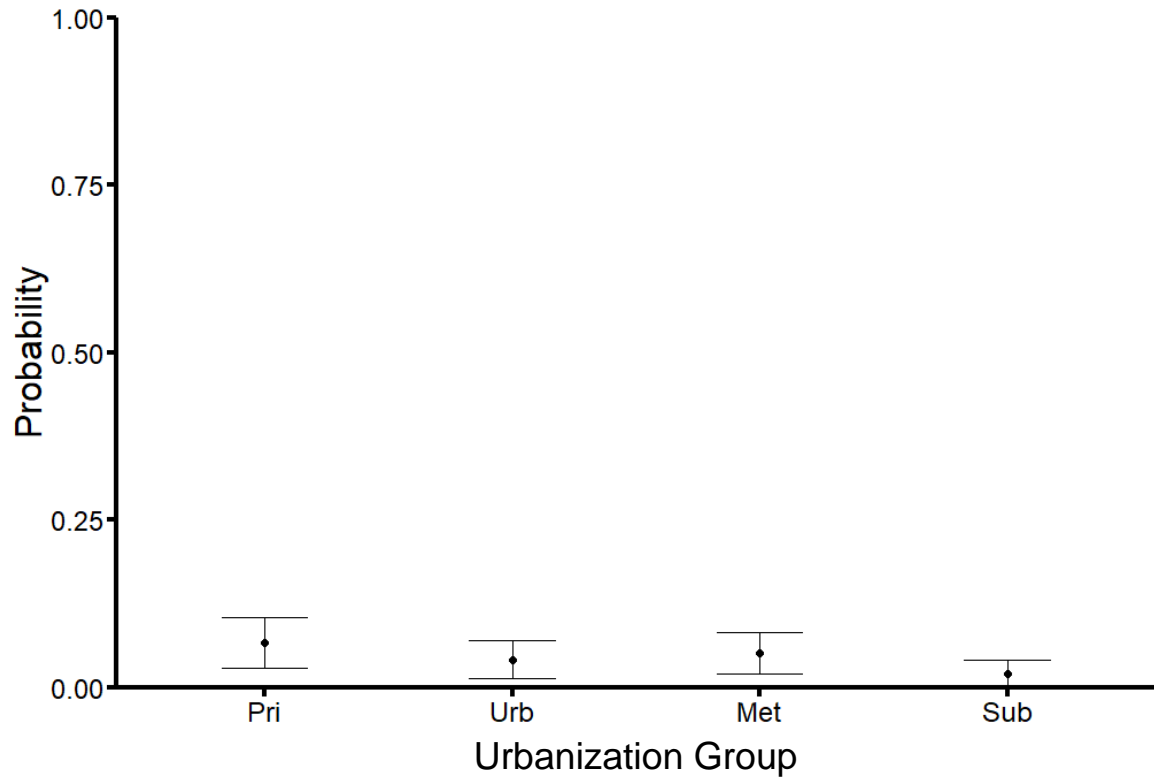


Figure 1.27. Mean  $\pm$  SE probabilities that individuals within a given urbanization group will seek **Tiger Trout** (*Salmo trutta*  $\times$  *Salvelinus fontinalis*; Q11W of the 2020 Omaha angler survey [Appendix 1]). Urbanization groups are arranged from most to least urban. Pri = Principal Urban Centers; Urb = Urban Periphery; Met = Metro Cities; Sub = Suburban Periphery. Probabilities were not significantly different ( $\alpha = 0.10$ ) among urbanization groups.

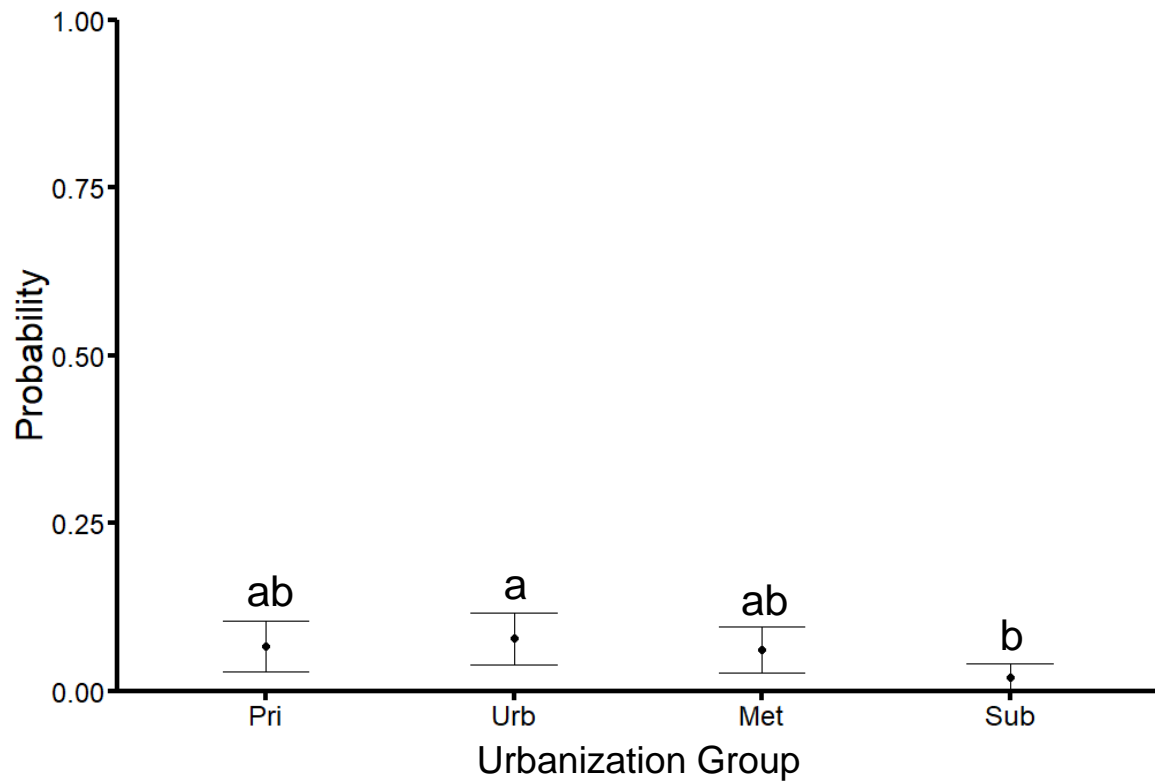


Figure 1.28. Mean  $\pm$  SE probabilities that individuals within a given urbanization group will seek **Brook Trout** (*Salvelinus fontinalis*; Q11X of the 2020 Omaha angler survey [Appendix 1]). Urbanization groups are arranged from most to least urban. Pri = Principal Urban Centers; Urb = Urban Periphery; Met = Metro Cities; Sub = Suburban Periphery. Tapestries that share the same letter are not significantly different ( $\alpha = 0.10$ ).



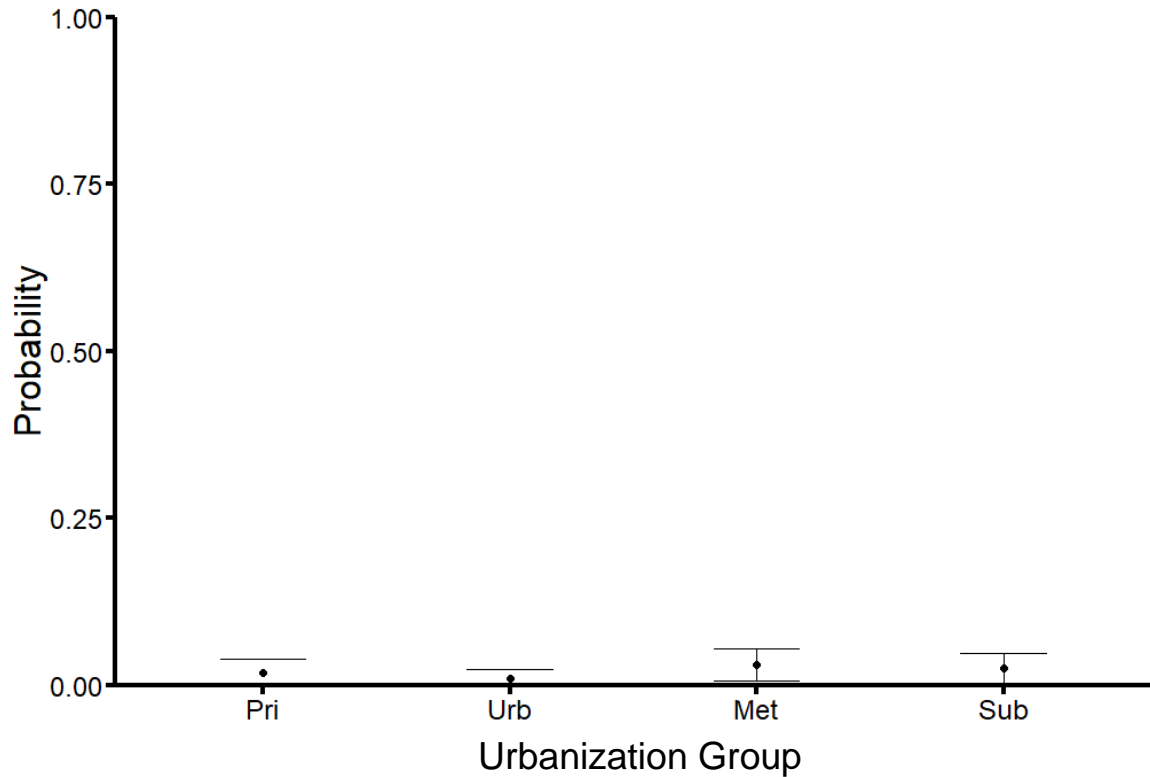


Figure 1.29. Mean  $\pm$  SE probabilities that individuals within a given urbanization group will seek **Paddlefish** (*Polyodon spathula*; Q11Y of the 2020 Omaha angler survey [Appendix 1]). Urbanization groups are arranged from most to least urban. Pri = Principal Urban Centers; Urb = Urban Periphery; Met = Metro Cities; Sub = Suburban Periphery. Probabilities were not significantly different ( $\alpha = 0.10$ ) among urbanization groups.

## **CHAPTER 2. DEMOGRAPHICS PROVIDE INSIGHT INTO THE SPATIAL DISTRIBUTION OF URBAN RECREATIONAL AREA USE**

### **Introduction**

Recreationists' participation is an essential factor for both determining recreational area use and recreational land value (Sanders, Walsh, and McKean 1991; Lazarow 2007; Hyder et al. 2018). Recreationists have a major influence on the state of these recreational areas, as they can directly impact the quality of the resource. At the same time, recreationists heavily rely on these areas for social, health, and economic benefits (Burt and Brewer 1971; Sinden and Worrell 1979; Sadeghian and Vardanyan 2013; NGPC 2020). Impacts on recreational sites are predicted to vary according to the recreationists using the resource, as recreationists' wants and needs vary among both individuals and groups (Brown et al. 1977; Taylor et al. 1993).

Research related to recreational behavior and waterbody site choice had been primarily focused on environmental variables like waterbody size and location (Hunt 2005; Hunt et al. 2019; Kane et al. 2020). Other non-environmental variables like perception of regulations and angler congestion were also researched, alluding to the idea that social variables can influence waterbody site choice (Herrmann et al. 2002; Beardmore et al. 2015; Kainzinger et al. 2015). We predicted that demographics are a social variable that also influence waterbody site choice, as demographics can influence an individual's recreational opportunities and resources (e.g., recreational time and equipment). Participation among demographic groups is predicted to vary both in terms of waterbody location and frequency.

Recreational behaviors differ among demographic groups, specifically by harvest propensity and the probability to target specific fish taxa (Chapter 1). Even so, it is still unknown if recreational site use varies among demographic groups and, if so, to what degree different demographic groups utilize recreational resources. Thus, we proposed the following question: Does recreational participation vary by waterbody among urbanization groups? We used demographic data provided by Esri Demographics and behavioral data acquired via a survey distributed to Omaha residents who purchased a fishing license during 2019 to explore the behavior-demographics relationship. Anglers were used as a surrogate to recreationists, as they represent a portion of people that spend time using terrestrial and aquatic resources at recreational areas (O'Toole, Hanson, and Cooke 2009). Urbanization groups were used as a surrogate to demographic groups, as urbanization groups are developed from the same data used when developing demographic groups (e.g., age, population size, population density, education level, and household size). We hypothesized that waterbodies used will not only differ in terms of participation among urbanization groups, but waterbodies will primarily be used by one or, at most, a few urbanization groups. The urbanization group primarily using a given waterbody will be the group that is spatially located closest to the waterbody. Proximal waterbody participants were thought to have the most opportunity to utilize the resource, as they resided the closest to the waterbody (Hunt et al. 2006).

Understanding waterbody participation among urbanization groups provided us with a better understanding of the relationship between recreational behavior and demographic groups across an urban landscape. This information can be combined with previous findings to understand what licensed anglers are likely seeking and where

they're are fishing (Chapter 1). These findings built on previous understandings of waterbody choice, as it provided additional insight into the social influences of site choice. Depending on management goals, this information will provide insight into how to either enhance the resource to fit the wants and needs of frequent users or modify the resource to better suit the wants and needs of less frequent users. Examples of these wants and needs include the importance of opportunities to catch certain species (both in terms of presence and abundance), access and quality of amenities (e.g., restrooms and safety lights), and opportunities for synergistic activities (e.g., picnicking, camping, and birdwatching). Understanding the demographic composition of recreational users at a site level will provide managers with a simple approach to managing resources residing in a complicated social landscape, such as urban settings.

## **Methods**

### ***Tapestry Segmentation***

Esri developed a geodemographic segmentation system known as Tapestry Segmentation. Tapestry Segmentation uses demographics (e.g., median age, median household income, and average household size) to identify markets and classify neighborhoods. Esri used several clustering methods like a K-means algorithm followed by application of Ward's hierarchical minimum variance method to identify and classify market types. Neighborhoods with the most similar demographic characteristics are grouped together. Internally homogenous, externally heterogeneous market segments depict consumers' lifestyles and life stages (Esri Data Development 2022). These

differences in lifestyles and life stages are predicted to influence differences in angler behavior among the urbanization groups.

We chose to use Esri's method of arranging markets into 6 urbanization groups, which organizes the market segments based on the segments' geographic and physical features (e.g., population density, population size, population growth, size of the city, and location relative to a metropolitan area [Figure 1.1]). This decision allowed us to consider the geographic components of each ZIP code's demographic identity while also allowing us to organize the Omaha metropolitan area into 4 urbanization groups: Principal Urban Centers, Urban Periphery, Metro Cities, and Suburban Periphery. Each ZIP code within the Omaha metropolitan area was assigned an urbanization group, which established a foundation of what demographic and geographic features are expected to exist within the ZIP code.

### ***Survey Frame***

Researchers from the University of Nebraska-Lincoln and the Nebraska Game and Parks Commission developed the 2020 Omaha Recreation Survey to further understand angler behavior in an urban setting. This survey focused on residents within the Omaha metropolitan area who purchased any fishing license during 2019 (Figure 1.1). The Omaha metropolitan area was chosen for its similarity to other urban areas in terms of population growth, urban development, recreational opportunities, biological diversity, and temperate climate. Each resident within the 4 urbanization groups who purchased a 2019 fishing license was eligible to receive a survey. Survey distribution was

stratified by tapestry; as such, individuals' chances of being selected to receive a survey differed depending on urbanization groups in which individuals resided.

### ***Survey Administration***

We desired a balanced design with a target sample size of 200 individuals per urbanization group, with an anticipated 25% response rate. Thus, 850 anglers were targeted per urbanization group, with 340 being delivered via email addresses (for cost) and an additional 510 surveys delivered via postal address. We were successfully able to send 850 surveys to all urbanization groups except for Principal Urban Centers, whom we sent 718 surveys (292 email and 416 mail) to all licensed anglers that resided in that urbanization group (Table 1.1). Some addresses in the license database were not valid, resulting in a total of seven surveys that failed to send to the recipients. The Bureau of Sociological Research, housed within the University of Nebraska-Lincoln, administered the survey to the randomly selected recipients. Survey responses consisted of two frames of responses. The first frame was derived from responses to email contacts. The second frame was derived from responses to mail contacts from two sources (i.e., either mail recipients or nonrespondents to the email survey who then received a mail survey). The Bureau of Sociological Research collected the data and entered the mail survey data into an electronic format using Epi Info 6 software (Centers for Disease Control and Prevention 2022). These data were merged with the electronic data collected from the web survey; these are the data used for this project.

### ***Data Collection***

The data collection process for the 2020 Omaha Recreation Survey involved three U.S. postal mailings and a web survey. In the initial contact, a survey packet including a cover letter explaining the survey (Appendix 2.1), the survey instrument (Appendix 1), and a postage pre-paid addressed business reply envelope for the survey to be mailed back to Bureau of Sociological Research was mailed to each of the randomly selected mail recipients ( $n = 1,946$ ). An initial email invitation to the web survey (Appendix 2.2) was delivered to the randomly selected email recipients ( $n = 1,312$ ). The initial invitation was sent on February 6, 2020. On February 14, 2020, all paper non-respondents were mailed a postcard (Appendix 2.3) reminding them to complete the survey or expressing appreciation if they had already completed the survey. We also sent all web non-respondents the first email reminder on February 14, 2020 (Appendix 2.4). Next, a second and final email reminder (Appendix 2.5) was sent to web non-responders on February 20, 2020. The second mail survey package was sent out to all non-respondents (cover letter found in Appendix 2.6), both paper and web, on February 28, 2020. A third and final mail survey package (cover letter found in Appendix 2.7) was sent out to all non-respondents on March 31, 2020. Data collection ended on June 4, 2020.

Eight hundred and seventy-nine surveys (192 from Principal Urban Centers, 223 from Urban Periphery, 236 from Metro Cities, and 228 from Suburban Periphery) were completed or partially completed by the end of the survey period on June 4, 2020; 695 (160 from Principal Urban Centers, 172 from Urban Periphery, 184 from Metro Cities, and 179 from Suburban Periphery) completed by mail and 184 (32 from Principal Urban

Centers, 51 from Urban Periphery, 52 from Metro Cities, and 49 from Suburban Periphery) completed by web. The response rate of 27% was calculated using the American Association for Public Opinion Research's standard definition for Response Rate 2 (The American Association for Public Opinion Research 2016). Of the 3,258 addresses sampled, 2% (n = 66) were determined to be ineligible (e.g., respondents who stated they do not fish; no such address; vacant) and 12% (n = 380) were undeliverable addresses with unknown eligibility. Refusals (e.g., blank survey returned; letter, phone call, or e-mail stating refusal to participate) and refused mail were obtained from <1% (n=10) of the sample.

Data were recorded and stored on a secure server located within the Sociology Department at the University of Nebraska-Lincoln. The Statistical Package for the Social Sciences (SPSS) software package was used to process the dataset. The dataset was exported from Epi Info 6 into an SPSS system file. The Bureau of Sociological Research removed any cases that were duplicate or blank.

### ***Data Quality***

Q6A-V, Q7A-P, and Q8A-L were used during analyses. Data were modified based on the tests necessary to answer the thesis questions. Examples of data modification include removal of null values, removal of values outside the range of the survey question (e.g., claiming 400 days spent angling in 2019), and unique identification modification (e.g., separating the unique ID from the urbanization group ID so the samples could be categorized by urbanization group).



Multiple samples were found to contain many null values for questions related to this chapter's analysis, limiting the sample size. However, we assumed that null values for questions Q6A-V, Q7A-Q7P, and Q8A-L can be interpreted as 0 if at least one value within their respective question set was reported (e.g., if respondent reported 6 days for Q6A and Q6B-V were null values, then answers to Q6B-V can be assumed to be 0). By knowing that at least one value is recorded, it is safe to assume that the individual responding to the questions viewed the other questions and might have intentionally left the question blank as an indicator for a 0 value. If no answers were provided for questions Q6A-V, Q7A-Q7P, and Q8A-L, the survey was considered incomplete and removed from the analyzed dataset.

### ***Data Analyses***

We asked if waterbody participation differed among demographic groups. To address this question, we used tapestry data provided by Esri demographics and behavioral data provided by the 2020 Omaha Recreation survey to conduct a multivariate analysis of variance (MANOVA). The MANOVA tested for significant difference ( $\alpha = 0.10$ ) in overall waterbody participation (i.e., time spent fishing at waterbodies located in Nebraska) among urbanization groups. We analyzed overall waterbody participation followed by each survey question related to waterbody participation (i.e., survey questions 6, 7, and 8) independently, as each survey question represents either a unique geographic region (i.e., within or outside of Omaha) or unique type of waterbodies (i.e., reservoirs or rivers and streams). Survey questions used in the overall waterbody participation MANOVA included those relating to time spent angling at Omaha

reservoirs (survey question 6), time spent angling at Nebraska reservoirs outside of Omaha (survey question 7), and time spent angling at rivers and streams located in Nebraska (survey question 8). We utilized Euclidean distance to create the distance matrix used for the MANOVA. Once analysis for overall difference in waterbody participation was complete, we analyzed survey questions 6, 7, and 8 for differences in waterbody participation among urbanization groups using the same methodology (i.e., MANOVA).

When significant results were determined from the analyses of participation at both Omaha reservoirs and rivers and streams in Nebraska, we took an additional step to identify which urbanization groups were driving the significant difference among waterbodies. Binomial logistic regression analyses were used to predict the probability that individuals will participate at the following sets of waterbodies: overall Omaha reservoirs, Omaha reservoirs located within the Urban Periphery, Omaha reservoirs located within the Metro Cities, Omaha reservoirs located within the Suburban Periphery, and rivers and streams located in Nebraska. Analyses for reservoirs in the Principal Urban Centers could not be conducted due to the lack of public waterbodies available within Omaha's Principal Urban Centers. Omaha reservoirs were grouped by urbanization group location due to our focus on behavior within the urban landscape. The binomial logistic regression analyses were also combined with estimated marginal means analyses to test for significant differences in the probability to participate at the groups of waterbodies among urbanization groups. This method was chosen to achieve the desired goal of identifying differences among urbanization groups while creating a collection of management decision support tools. Analyses were performed in R (R Development Core

Team 2014). We were able to identify which urbanization groups differed in terms of waterbody participation from these analyses, which allowed us to consider larger implications about how recreational behaviors differ among demographic groups.

## Results

Sixty-two (7%) respondents reported at least one value for all analyzed questions (Q6A-V, Q7A-Q7P, and Q8A-L). We concluded that the sample size was too small for an analysis of overall waterbody participation among urbanization groups, so we did not analyze for differences in overall participation among urbanization groups. Q6A-V, Q7A-Q7P, and Q8A-L were analyzed independently, representing three sets of waterbodies: time spent angling at Omaha reservoirs (Q6A-V), time spent angling at Nebraska reservoirs outside of Omaha (Q7A-Q7P), and time spent angling at rivers and streams located in Nebraska (Q8A-L). Time spent angling at Nebraska reservoirs outside of Omaha (Q7A-Q7P) did not significantly differ among urbanization groups ( $F_{3, 222} = 0.835$ ,  $P = 0.703$ ), but time spent angling at Omaha reservoirs (Q6A-V;  $F_{3, 553} = 2.264$ ,  $P = 0.002$ ) and time spent angling at rivers and streams in Nebraska (Q8A-L;  $F_{3, 195} = 1.649$ ,  $P = 0.084$ ) differed significantly among urbanization groups. From this, we concluded that time spent angling at reservoirs in Omaha and time spent angling at rivers and streams in Nebraska differed among demographic groups.

Overall Omaha reservoirs were further analyzed using a binomial logistic regression to further understand which urbanization groups were driving the difference in participation. No significant differences among urbanization groups were discovered by the regression analysis (Figure 2.1). This result is inconsistent with the results from its

associated MANOVA. We suspect this inconsistency was due to the differences in approach between the MANOVA (true reported values, e.g., 70 reported days from one urbanization group compared to 5 reported days from another urbanization group) and the binomial logistic regression (presence-absence). From this, we concluded that the number of days reported by each demographic group was likely driving the difference. Overall Omaha reservoirs were then split into the following sets of reservoirs: Omaha reservoirs located within the Urban Periphery (Figure 2.2), Omaha reservoirs located within the Metro Cities (Figure 2.3), and Omaha reservoirs located within the Suburban Periphery (Figure 2.4). The probability to fish at a reservoir located in the Urban Periphery differed between Principal Urban Centers and Metro Cities urbanization groups ( $P = 0.0001$ ), between Principal Urban Centers and Urban Periphery urbanization groups ( $P < 0.0001$ ), between Metro Cities and Suburban Periphery urbanization groups ( $P = 0.022$ ), and between Urban Periphery and Suburban Periphery urbanization groups ( $P = 0.0004$ ). The probability to fish at a reservoir located in the Metro Cities differed between Principal Urban Centers and Metro Cities urbanization groups ( $P = 0.089$ ). The probability to fish at a reservoir located in the Suburban Periphery did not differ among urbanization groups. From this, we concluded that the probability to participate in angling at reservoirs located in both the Urban Periphery and Metro Cities urbanization groups differed among demographic groups.

Rivers and streams in Nebraska were further analyzed using a binomial logistic regression to further understand which urbanization groups were driving the difference in participation (Figure 2.5). The probability to fish at rivers and streams located in Nebraska differed ( $P = 0.372$ ) between the Metro Cities and Suburban Periphery

urbanization groups. From this, we concluded that the difference in probability to participate at rivers and streams in Nebraska between the Metro Cities and Suburban Periphery urbanization groups is driving the difference in participation among demographic groups.

## **Discussion**

Our goal was to understand if recreational participation at given waterbodies vary among urbanization groups. To address this goal, we attempted to analyze for differences in overall waterbody participation (i.e., survey questions 6, 7, and 8 of the Omaha recreation survey [Appendix 1]) among urbanization groups. The sample size for overall waterbody participation was limited due to the low response rate for at least one value for survey questions 6, 7, and 8. This was unexpected given the relatively high number of responses received for previously analyzed questions. We suspected the low sample size may be tied to the number of responses requested by each question (i.e., 22 components required to complete question 6, 16 components required to complete question 7, and 12 components required to complete question 8). The large number of requested responses was likely seen as a barrier of completion to respondents, compelling them to skip at least one of the questions. This information is useful for future research purposes, as it suggests that our research group is less likely to respond to sets of questions formatted similarly to questions 6, 7, and 8 of the Omaha recreation survey.

Survey questions 6, 7, and 8 were analyzed independently, representing three sets of waterbodies: time spent angling at Omaha reservoirs (survey question 6), time spent angling at Nebraska reservoirs outside of Omaha (survey question 7), and time spent

angling at rivers and streams located in Nebraska (survey question 8). Time spent angling at Omaha reservoirs differed among urbanization groups of licensed anglers that resided in the Omaha metropolitan area. This was unsurprising, as we expected that variance in resources and opportunities available across an urban landscape may compel individuals to fish at different waterbodies. We further investigated how participation differed at Omaha reservoirs among urbanization groups with a focus on identifying which urbanization groups were driving differences in participation. We found that the probability to participate at Omaha reservoirs did not differ among urbanization groups. This was surprising, as the results were contrary to those found in the MANOVA test. We hypothesized these differing results may have been due to the differences in approach between the MANOVA (true reported values, e.g., 70 reported days from one urbanization group compared to 5 reported days from another urbanization group) and the binomial logistic regression (presence-absence). This suggested that while a similar number of respondents from each urbanization group reported recreating at Omaha reservoirs, the number of days reported by each urbanization group differed. We concluded that the number of days reported by each urbanization group was likely driving the difference among demographic groups. This information is important to managers, as it suggests a difference in Omaha reservoir use among urbanization groups. Future research is needed to further understand the extent to which Omaha reservoir use differs among urbanization groups, as it would provide valuable insight into differences in pressure applied to urban waterbodies by urbanization group. Such information also provides opportunities to predict pressure by species based on previous findings of differences in harvest propensity and species sought by urbanization group (Chapter 1).

We further investigated how participation at Omaha reservoirs differed among urbanization groups by organizing reservoirs into sets based on location. Analyses for reservoirs located in the Principal Urban Centers could not be conducted due to the lack of public waterbodies available within Omaha's Principal Urban Centers. We hypothesized that differences in the probability to participate at waterbodies located in the Principal Urban Centers would differ among urbanization groups if public waterbodies were available, and that both the ability to harvest fish and the types of available species would influence how urbanization groups differed. We determined that the probability to participate at reservoirs located in both the Urban Periphery and Metro Cities differed among urbanization groups. This was not surprising, as we expected that individuals who did not reside within the Urban Periphery and Metro Cities urbanization groups would experience a higher barrier of entry to accessing waterbodies located outside of their respective urbanization group. This was especially true for the Principal Urban Centers, as respondents who resided in the Principal Urban Centers had a significantly lower probability of participating at waterbodies in either the Urban Periphery or the Metro Cities. We hypothesize that the barrier of entry for individuals residing in the Principal Urban Centers may be higher than those residing in the other urbanization groups, but more research is needed to further investigate what may be causing these differences.

Participation at waterbodies located in the Suburban Periphery did not differ among urbanization groups. This was surprising, as it was assumed that waterbodies within the Suburban Periphery had the highest barrier of entry for residents living in urbanization groups located closer to the downtown area (i.e., the Principal Urban

Centers and Urban Periphery urbanization groups) due to the geographic distance between those urbanization groups and the reservoirs found within the Suburban Periphery. What is more, we discovered a universally high probability to participate at waterbodies located in the Suburban Periphery (Figure 2.4) compared to reservoirs located in other urbanization groups. We concluded that individuals were choosing to travel to reservoirs located in the Suburban Periphery. We suspected that the access to additional fish species, social factors (e.g., desire to escape the city), and quality of amenities (e.g., light on boat ramps, restroom access, and trailer parking at multiple access points) may influence waterbody site choice. This is supported by Hunt (2005), who recognized that additional variables not directly related to angling influence waterbody site choice. We also concluded that travel time and travel cost did not differ in terms of influence in waterbody site choice among urbanization groups, as respondents from urbanization groups located closer to the downtown area had a higher probability to recreate at waterbodies found in the Suburban Periphery than waterbodies within the Urban Periphery and Metro Cities. This finding is contrary to research regarding cost of travel, which claims that cost does influence site choice (Post 2008; Hunt 2011; Hunt 2019). We suspected that the difference in conclusions may be due to the difference in geographic scale. The Omaha metropolitan area is approximately 3,000 square miles in size and it takes 30-45 minutes to cross the metropolitan area with a personal vehicle. It is possible that the proximity of waterbodies across the landscape may have resulted in cost being less of an influence in site choice. This discovery is important from a management perspective, as it identifies a location of high use from individuals from all urbanization groups within the urban landscape. Further understanding what is influencing individuals



to participate at these waterbodies could provide insight on how to continue to provide the desired recreational experience at other recreational sites across the urban landscape.

We concluded that participation at rivers in streams in Nebraska varied among urbanization groups. This was unsurprising, as we suspected the differences in demographic groups may lead to differences in opportunities available to anglers. This was especially true for rivers and streams in Nebraska, as specialized experience and equipment were needed to successfully fish at these waterbodies. We also determined that the difference in probability to participate at rivers and streams between respondents from the Metro Cities and the Suburban Periphery was driving the difference among urbanization groups. Access to the Missouri river, a waterbody mostly accessible to the Metro Cities and Urban Periphery urbanization groups, was likely influencing this difference. This discovery was important from a marketing perspective, as it identified which urbanization groups, and consequently demographic groups, were likely to fish at these waterbodies. This knowledge provides additional insight into the wants and needs of individuals recreating at these waterbodies.

We concluded that participation at Nebraska reservoirs not located in Omaha did not differ among urbanization groups. This was surprising, as we suspected that the location of such waterbodies may have been a greater barrier for some demographic groups. Demographics did not influence whether the subset of licensed anglers decided to travel outside of Omaha to participate at other recreational sites in Nebraska, further suggesting that the barriers of travel time and travel cost did not differ in terms of influence in waterbody site choice among urbanization groups at this scale. These results

were consistent with the universally high participation at reservoirs located within the Suburban Periphery among urbanization groups.

We concluded that the organization of demographic groups via urbanization groups can be used to understand and predict recreational behavior. Results from this chapter provide valuable insight into how demographic groups differ in terms of recreational site choice. This information can be combined with the results from chapter 1 to understand and predict where individuals may recreate and how individuals may recreate. This knowledge provides managers with additional tools to direct and support management decisions.

Our research was designed with the intent to develop a foundation on how to use demographics to predict recreational behavior in an urban landscape. There are still numerous opportunities for future research in this field. For example, we discovered that individuals from all demographic groups have a high probability of participating at waterbodies located in the Suburban Periphery. Further research into why that phenomenon exists provides valuable insight into the relationship between recreationists and recreational site choice. Further understanding of differences in environmental factors (e.g., waterbody size and accessibility), biological factors (e.g., species presence and abundance), and social factors (e.g., synergistic activities and opportunities for community engagement) among waterbodies located in urban areas would also be valuable from a management perspective. We hypothesized that species presence would influence site choice, but we don't know how much it impacts site choice compared to

other environmental, biological, or social factors or if the influence derived from such factors vary based on demographic groups.

Knowledge would also be gained by further investigating the relationship between access to synergistic activities (e.g., picnicking, camping, and access to playgrounds) and recreational site choice. We predicted that access to synergistic activities at a single location may encourage recreationists to visit those sites, and the desire for specific combinations of synergistic activities will differ among demographic groups. Future research into the relationship between demographics and recreational behavior would provide additional support tools to guide and support management decisions.

## References

- Beardmore, B. L., M. L. Hunt, W. Haider, M. Dorow, and R. Arlinghaus. 2015. Effectively managing angler satisfaction in recreational fisheries requires understanding the fish species and the anglers. *Canadian Journal of Fisheries and Aquatic Sciences* 72:500-513.
- Brown Jr., J. H., S. P. Kallsz, and W. R. Wright. 1977. Effects of recreational use on forested areas. *Environmental Management* 1:425-431.
- Burt, O. R., and D. Brewer. 1971. Estimation of net social benefits from outdoor recreation. *Econometrica* 39:813-827.
- Centers for Disease Control and Prevention. 2022. Epi info. U. S. Department of Health & Human Services. <https://www.cdc.gov/epiinfo/index.html>
- Esri data development. 2022, June 28. 2022 Esri tapestry segmentation. Esri. <https://storymaps.arcgis.com/stories/6e8f2d8c08d8427892e816d1aeb373f8>.
- Herrmann, M., L. M. Milner, K. L. Giraud, M. Skogen Baker, and R. F. Hiser. 2002. German participation in Alaska sport fisheries in 1998. *Alaska Fishery Research Bulletin* 9:27-43.
- Hunt, L. M. 2005. Recreational fishing site choice models: insights and future opportunities. *Human Dimensions of Wildlife* 10:153-172.

Hunt, L. M., B. N. Boots, and P. C. Boxall. 2006. Predicting fishing participation and site choice while accounting for spatial substitution, trip timing, and trip context. *North American Journal of Fisheries Management* 27:832-847.

Hunt, L. M., R. Arlinghaus, N. Lester, and R. Kushneriuk. 2011. The effects of regional angling effort, angler behavior, and harvesting efficiency on landscape patterns of overfishing. *Ecological Applications* 21:2555-2575.

Hunt, L. M., E. Camp, B. van Poorten, and R. Arlinghaus. 2019. Catch and non-catch-related determinants of where anglers fish: a review of three decades of site choice research in recreational fisheries. *Reviews in Fisheries Science & Aquaculture* 27:261-286.

Hyder, K., M. S. Weltersbach, M. Armstrong, K. Ferter, B. Townhill, A. Ahvonen, R. Arlinghaus, A. Baikov, M. Bellanger, J. Birzaks, T. Borch, G. Cambie, M. De Graaf, H. M. C. Diogo, L. Dziemian, A. Gordo, R. Grzebielec, B. Hartill, A. Kagervall, K. Kapis, M. Karlsson, A. R. Kleiven, A. M. Lejk, H. Levrel, S. Lovell, J. Lyle, P. Moilanen, G. Monkman, B. Morales-Nin, E. Mugerza, R. Martinez, P. O'Reilly, H. J. Olesen, A. Papadopoulos, P. Pita, Z. Radford, K. Radtke, W. Roche, D. Rocklin, J. Ruiz, C. Scougal, R. Silvestri, C. Skov, S. Steinback, A. Sundelöf, A. Svagzdys, D. Turnbull, T. Van der Hammen, D. Van Voorhees, F. Van Winsen, T. Verleye, P. Viegas, J. Vølstad, L. Zarauz, T. Zolubas, and H. V. Strehlow. 2018. Recreational sea fishing in Europe in a global context- participation rates, fishing effort, expenditure, and implications for monitoring and assessment. *Fish and Fisheries* 19:225-243.

- Kainzinger, S., R. C. Burns, and A. Arnberger. Whitewater boater and angler conflict, crowding and satisfaction on the North Umpqua River, Oregon. *Human Dimensions of Wildlife* 20:542-552.
- Kane, D. S., M. A. Kaemingk, C. J. Chizinski, K. L. Pope. 2020. Spatial and temporal behavioral differences between angler-access types. *Fisheries Research* 224.
- Lazarow, N. 2007. The value of coastal recreational resources: a case study approach to examine the value of recreational surfing to specific locales. *Journal of Coastal Research* 12-20.
- NGPC (Nebraska Game and Parks Commission). 2020. 2020 annual report, Nebraska Game and Parks. Nebraska Game and Parks Commission, Lincoln, Nebraska.
- O'Toole, A. C., K. C. Hanson, and S. J. Cooke. 2009. The effect of shoreline recreational angling activities on aquatic and riparian habitat within an urban environment: implications for conservation and management. *Environmental Management* 44:324-334.
- Post, J. R., L. Persson, E. A. Parkinson, and T. van Kooten. 2008. Angler numerical response across landscapes and the collapse of freshwater fisheries. *Ecological Applications* 18:1038-1049.
- Sadeghian, M. M., and Z. Vardanyan. 2013. The benefits of urban parks, a review of urban research. *Journal of Novel Applied Sciences* 2:231-237.

- Sanders, L. D., R. G. Walsh, and J. R. McKean. 1991. Comparable estimates of recreational value of rivers. *Water Resources Research* 27:1387-1394.
- Sinden, J. A., and A. C. Worrell. 1979. *Unpriced values*. John Wiley Sons Ltd., Chichester, Sussex.
- Taylor, D. T., R. R. Fletcher, and T. Clabaugh. 1993. A comparison of characteristics, regional expenditures, and economic impact of visitors to historical sites with other recreational visitors. *Journal of Travel Research* 32:30-35.
- The American Association for Public Opinion Research. 2016. *Standard definitions: final dispositions of case codes and outcome rates for surveys*. 9<sup>th</sup> edition. AAPOR.

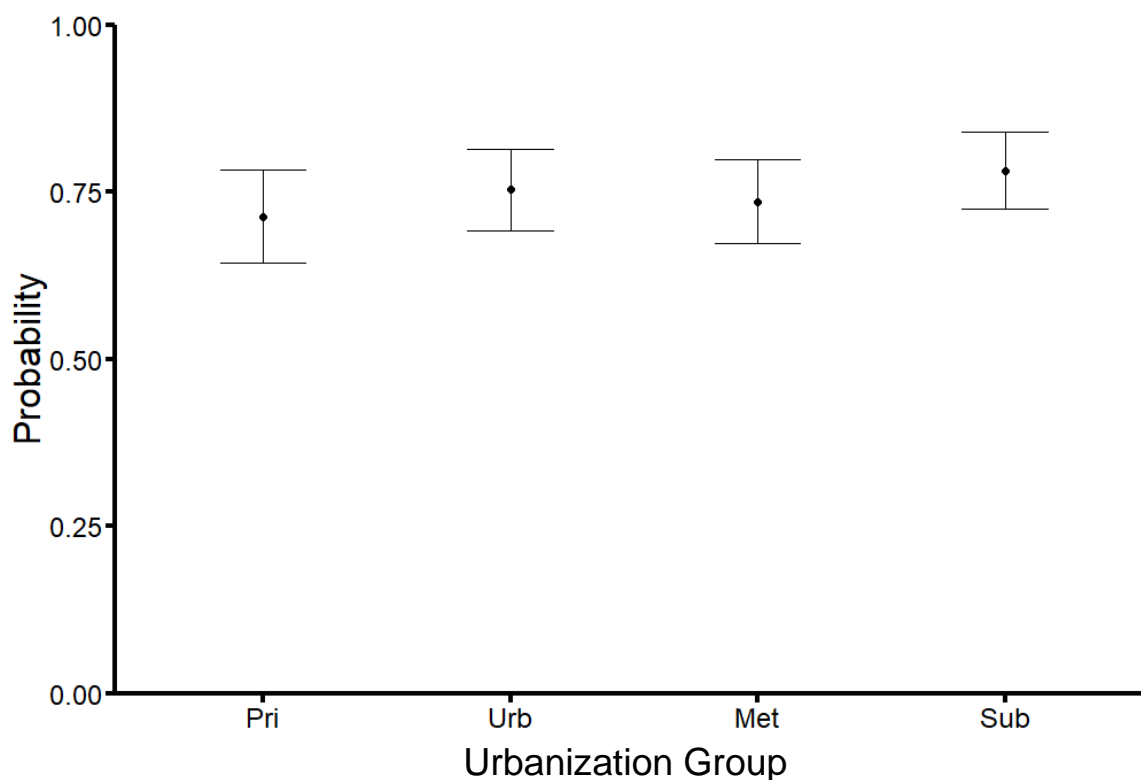


Figure 2.1. Mean  $\pm$  SE probabilities that individuals within a given urbanization group will **participate at reservoirs located within the Omaha metropolitan area** (question 6 of the 2020 Omaha angler survey [Appendix 1]). Urbanization groups are arranged from most to least urban. Pri = Principal Urban Centers; Urb = Urban Periphery; Met = Metro Cities; Sub = Suburban Periphery. Probabilities were not significantly different ( $\alpha = 0.10$ ) among urbanization groups.



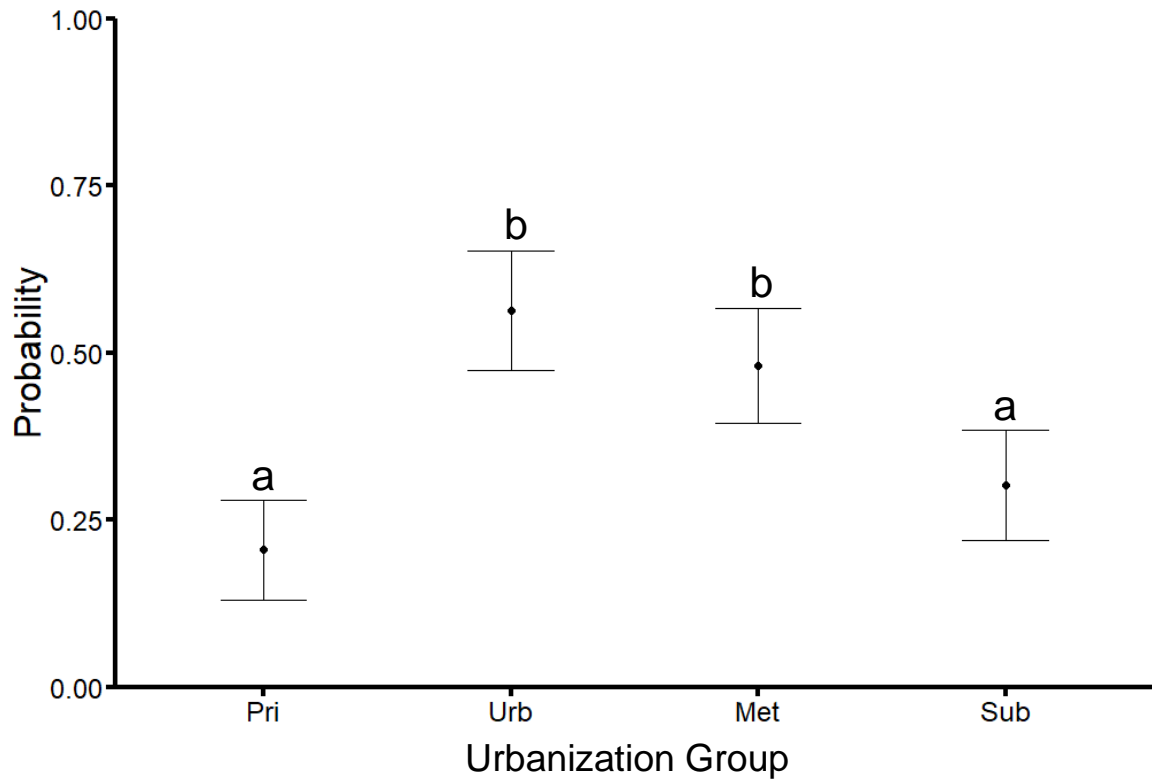


Figure 2.2. Mean  $\pm$  SE probabilities that individuals within a given urbanization group will **participate at reservoirs located within the Urban Periphery tapestry**

(waterbodies located in the Urban Periphery tapestry found in question 11 of the 2020

Omaha angler survey [Appendix 1]). Urbanization groups are arranged from most to least urban. Pri = Principal Urban Centers; Urb = Urban Periphery; Met = Metro Cities; Sub = Suburban Periphery. Tapestries that share the same letter are not significantly different ( $\alpha = 0.10$ ).

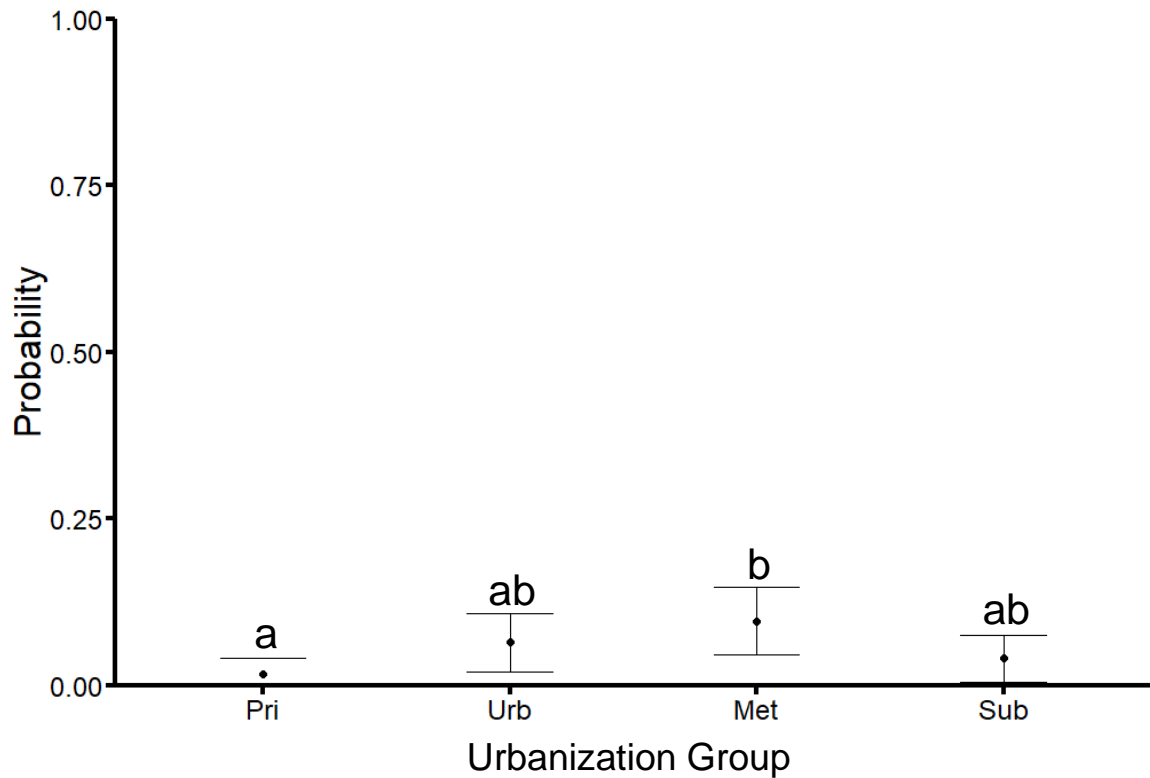


Figure 2.3. Mean  $\pm$  SE probabilities that individuals within a given urbanization group will **participate at reservoirs located within the Metro Cities tapestry** (waterbodies located in the Metro Cities tapestry found in question 11 of the 2020 Omaha angler survey [Appendix 1]). Urbanization groups are arranged from most to least urban. Pri = Principal Urban Centers; Urb = Urban Periphery; Met = Metro Cities; Sub = Suburban Periphery. Tapestries that share the same letter are not significantly different ( $\alpha = 0.10$ ).

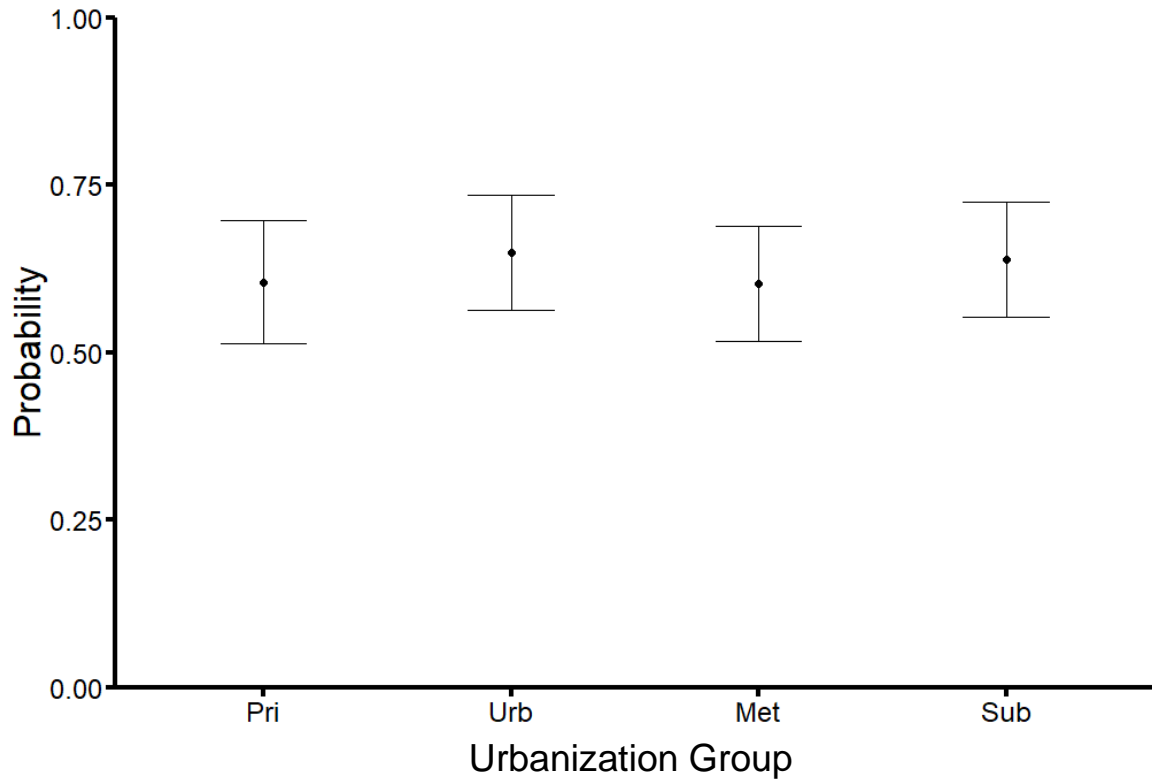


Figure 2.4. Mean  $\pm$  SE probabilities that individuals within a given urbanization group will **participate at reservoirs located within the Suburban Periphery tapestry** (question 6 of the 2020 Omaha angler survey [Appendix 1]). Urbanization groups are arranged from most to least urban. Pri = Principal Urban Centers; Urb = Urban Periphery; Met = Metro Cities; Sub = Suburban Periphery. Probabilities were not significantly different ( $\alpha = 0.10$ ) among urbanization groups.

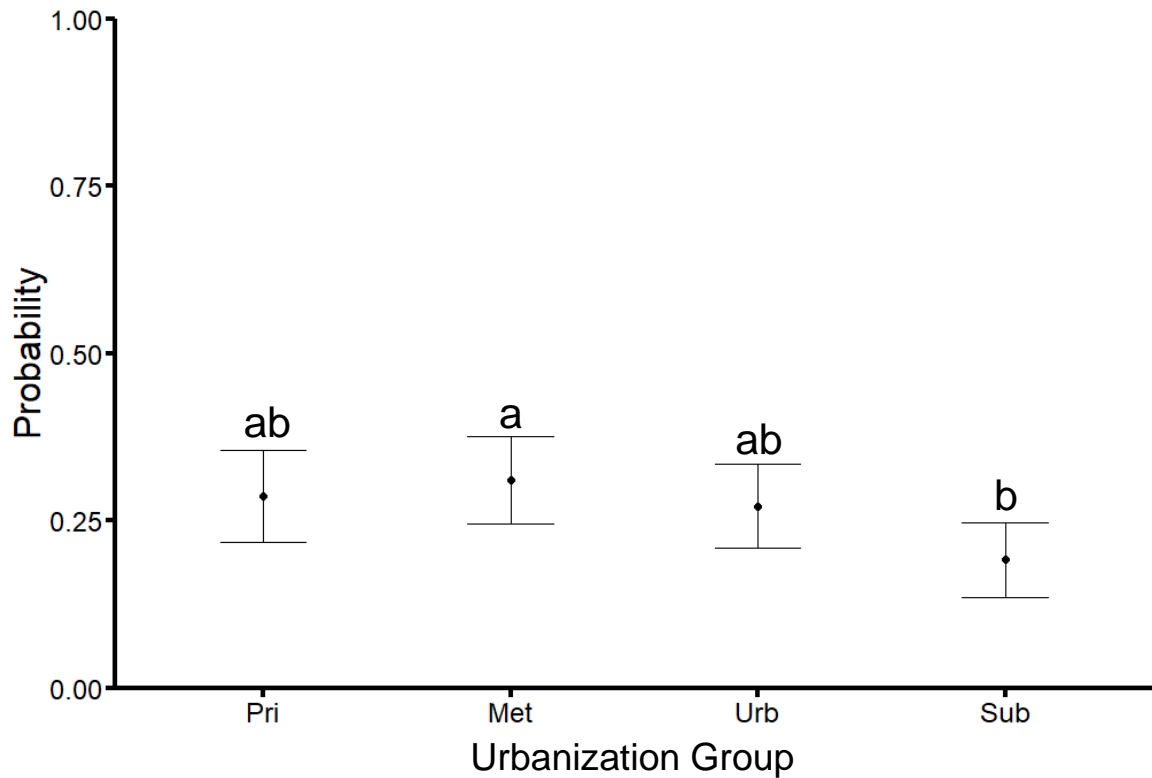


Figure 2.5. Mean  $\pm$  SE probabilities that individuals within a given urbanization group will **participate at rivers and streams located in Nebraska** (question 8 of the 2020 Omaha angler survey [Appendix 1]). Urbanization groups are arranged from most to least urban. Pri = Principal Urban Centers; Urb = Urban Periphery; Met = Metro Cities; Sub = Suburban Periphery. Tapestries that share the same letter are not significantly different ( $\alpha = 0.10$ ).

## **CHAPTER 3. MANAGEMENT RECOMMENDATIONS AND FUTURE RESEARCH QUESTIONS**

### **Management Recommendations**

Based on the results from chapters 1 and 2 of this thesis, it is safe to assume that urban anglers are not a homogenous group. Recognizing and organizing differences in angler behavior provides managers with valuable opportunities to provide niche, unique experiences specifically designed to address the wants and needs of each group. One opportunity is to develop advertising strategies based on the location in which the ads will be consumed. We concluded that species sought differ among urbanization groups, with specific urbanization groups differing in the probability to seek certain species. With this information, advertisements can be designed around which species are sought in each urbanization group. For example, individuals from the Metro Cities may resonate more with advertisements that focus on catfishing or harvesting fish than individuals from the Principal Urban Centers, who may resonate more with advertisements that focus on catching various species of trout. Customizing advertisements and recreational opportunities based on species notably sought by each urbanization group may improve angler retention and promote interaction with recreational resources.

We also discovered a universally high probability of seeking bluegill/sunfish and crappie among urbanization groups. This information could be used to explore opportunities to establish fishing tournaments or other events focused on species not commonly sought in a tournament setting. Such events could also promote R3 efforts, as it encourages community engagement and participation.

In chapter 2, it was identified that no opportunity for public access to waterbodies is available in the Principal Urban Centers. This suggests that individuals that reside within the tapestry must travel to other urbanization groups in order to fish. We predict that such a barrier might have an impact on their recreational experience and opportunity to fish. This barrier can be broken with assistance from a management perspective. We propose the addition of a pond or other small public waterbody within the Principal Urban Centers. By incorporating a pond or other waterbody within the Principal Urban Centers, new recreational experiences would be provided to a demographic group that has historically lacked the opportunity within their own urbanization group. Chapter 1 also provides insight on what to stock in such a waterbody; individuals that reside in the Principal Urban Centers have a high probability to seek largemouth bass, smallmouth bass, bluegill/sunfish, channel catfish, crappie, and walleye. Any combination of these species would likely be preferred by the residents. It is also possible that the establishment of a small waterbody in a location with no public waterbodies available may also assist with R3 efforts, as activity at the waterbody will likely expose individuals who hadn't considered fishing as a recreational opportunity to this recreational activity.

Results from chapter 1 also provide valuable insight on where to stock fish by species according to urbanization group. Some species like largemouth bass, smallmouth bass, and bluegill/sunfish seem to have a universally high probability of being sought, which suggests that there are some species that are desirable everywhere. Other species, however, seem to resonate especially well within specific urbanization groups. Blue catfish and rainbow trout, for example, have the highest probability of being sought by individuals that reside in the Metro Cities. It is possible to conclude that stocking those

fish species in waterbodies located in the Metro Cities (e.g., Benson park pond and Fontenelle pond) may be the most efficient use of resources. Knowledge gained from chapters 1 and 2 may provide valuable insight to optimal fish stocking locations by species.

### **Future Research Questions**

- How does the distribution of recreational resources affect recreational behavior across a landscape? How can this knowledge be used to improve R3 (recruit, retain, and reactivate) efforts?
- Do groups that express the same recreational behaviors change when synergistic activities (i.e., activities that work with the original recreational activity to produce a better recreational experience) are included? How do those changes compare across an urban landscape?
- How will the continuous expansion of urban areas affect our understanding of how recreational behaviors are organized across an urban landscape?
- How does the size of an urban area affect the variance of recreational behaviors within a demographic group?
- How does the spatial configuration of demographic groups within an urban area affect the variance of recreational behaviors?
- How do recreational behaviors compare among cities in different regions (e.g., Midwest United States of America and Eastern United States of America) that share the same urbanization groups?

- How does satisfaction with recreational opportunities compare among demographic groups in an urban landscape?
- What insights can be learned among cities that share the same urbanization groups, but promote different recreational opportunities?
- Do recreational behaviors differ between urbanization groups located in urban areas and urbanization groups located in rural and semirural areas?
- How does inflation influence recreational behavior across an urban landscape?



Appendix 1. 2020 Omaha recreation survey distributed to 2019 Omaha residents who purchased a license to fish at public waterbodies located in Nebraska.



**6. How many days did you fish this Omaha reservoir during 2019? (Please enter "0" if you did not.)**

- |                           |                      |        |
|---------------------------|----------------------|--------|
| a. Bennington Lake        | <input type="text"/> | Day(s) |
| b. Benson Park Pond       | <input type="text"/> | Day(s) |
| c. Carter Lake            | <input type="text"/> | Day(s) |
| d. Flanagan Lake          | <input type="text"/> | Day(s) |
| e. Fontenelle Park Pond   | <input type="text"/> | Day(s) |
| f. Haworth Park           | <input type="text"/> | Day(s) |
| g. Hitchcock Park Pond    | <input type="text"/> | Day(s) |
| h. Kramer Lake            | <input type="text"/> | Day(s) |
| i. Lake Halleck           | <input type="text"/> | Day(s) |
| j. Lawrence Youngman Lake | <input type="text"/> | Day(s) |
| k. Midlands Lake          | <input type="text"/> | Day(s) |
| l. Prairie Queen          | <input type="text"/> | Day(s) |
| m. Prairie View           | <input type="text"/> | Day(s) |
| n. Schwer Park            | <input type="text"/> | Day(s) |
| o. Shadow Lake            | <input type="text"/> | Day(s) |
| p. Standing Bear Lake     | <input type="text"/> | Day(s) |
| q. Towl Park Pond         | <input type="text"/> | Day(s) |
| r. Walnut Creek           | <input type="text"/> | Day(s) |
| s. Walnut Grove           | <input type="text"/> | Day(s) |
| t. Wehrspann Lake         | <input type="text"/> | Day(s) |
| u. Whitehawk Lake         | <input type="text"/> | Day(s) |
| v. Zorinsky Lake          | <input type="text"/> | Day(s) |

**7. How many days did you fish this Nebraska reservoir during 2019? (Please enter "0" if you did not.)**

- |                            |                      |        |
|----------------------------|----------------------|--------|
| a. Box Butte Reservoir     | <input type="text"/> | Day(s) |
| b. Branched Oak            | <input type="text"/> | Day(s) |
| c. Calamus Reservoir       | <input type="text"/> | Day(s) |
| d. Enders Reservoir        | <input type="text"/> | Day(s) |
| e. Harlan County Reservoir | <input type="text"/> | Day(s) |
| f. Johnson Lake            | <input type="text"/> | Day(s) |
| g. Lake Maloney            | <input type="text"/> | Day(s) |
| h. Lake McConaughy         | <input type="text"/> | Day(s) |
| i. Lake Minatare           | <input type="text"/> | Day(s) |
| j. Lewis and Clark Lake    | <input type="text"/> | Day(s) |
| k. Medicine Creek          | <input type="text"/> | Day(s) |
| l. Merritt Reservoir       | <input type="text"/> | Day(s) |
| m. Red Willow Reservoir    | <input type="text"/> | Day(s) |
| n. Sherman Reservoir       | <input type="text"/> | Day(s) |
| o. Sutherland Reservoir    | <input type="text"/> | Day(s) |
| p. Swanson Reservoir       | <input type="text"/> | Day(s) |

**8. How many days did you fish this Nebraska stream or river during 2019? (Please enter "0" if you did not.)**

- |   |  |        |
|---|--|--------|
| a. Blue River (Big, Little)                 | <input type="text"/> <input type="text"/> <input type="text"/> | Day(s) |
| b. Elkhorn River                            | <input type="text"/> <input type="text"/> <input type="text"/> | Day(s) |
| c. Long Pine Creek                          | <input type="text"/> <input type="text"/> <input type="text"/> | Day(s) |
| d. Loup River (North, Middle, South)        | <input type="text"/> <input type="text"/> <input type="text"/> | Day(s) |
| e. Missouri River                           | <input type="text"/> <input type="text"/> <input type="text"/> | Day(s) |
| f. Nemaha River                             | <input type="text"/> <input type="text"/> <input type="text"/> | Day(s) |
| g. Niobrara River                           | <input type="text"/> <input type="text"/> <input type="text"/> | Day(s) |
| h. Platte River                             | <input type="text"/> <input type="text"/> <input type="text"/> | Day(s) |
| i. Public power and irrigation canal system | <input type="text"/> <input type="text"/> <input type="text"/> | Day(s) |
| j. Republican River                         | <input type="text"/> <input type="text"/> <input type="text"/> | Day(s) |
| k. Snake River                              | <input type="text"/> <input type="text"/> <input type="text"/> | Day(s) |
| l. Verdigre Creek                           | <input type="text"/> <input type="text"/> <input type="text"/> | Day(s) |

**9. Did you use the following methods to fish in Nebraska during 2019?**

- |                             | Yes                   | No                    |
|-----------------------------|-----------------------|-----------------------|
| a. Bank/shoreline/dock      | <input type="radio"/> | <input type="radio"/> |
| b. Motorized boat           | <input type="radio"/> | <input type="radio"/> |
| c. Kayak/canoe              | <input type="radio"/> | <input type="radio"/> |
| d. Other non-motorized boat | <input type="radio"/> | <input type="radio"/> |
| e. Ice fishing              | <input type="radio"/> | <input type="radio"/> |
| f. Other, specify:          |                       |                       |

**10. Did you use the following areas when fishing or launching watercraft to fish in Nebraska during 2019?**

- |                             | Yes                   | No                    |
|-----------------------------|-----------------------|-----------------------|
| a. Public lands and access  | <input type="radio"/> | <input type="radio"/> |
| b. Private lands and access | <input type="radio"/> | <input type="radio"/> |

**11. Please indicate whether or not you tried to catch each of the following types of fish in Nebraska waters during 2019.**

- |                             | Yes                   | No                    |
|-----------------------------|-----------------------|-----------------------|
| a. Striped Bass/Wiper       | <input type="radio"/> | <input type="radio"/> |
| b. White Bass               | <input type="radio"/> | <input type="radio"/> |
| c. Largemouth Bass          | <input type="radio"/> | <input type="radio"/> |
| d. Smallmouth Bass          | <input type="radio"/> | <input type="radio"/> |
| e. Bluegill/Sunfish         | <input type="radio"/> | <input type="radio"/> |
| f. Crappie                  | <input type="radio"/> | <input type="radio"/> |
| g. Yellow Perch             | <input type="radio"/> | <input type="radio"/> |
| h. Walleye                  | <input type="radio"/> | <input type="radio"/> |
| i. Sauger                   | <input type="radio"/> | <input type="radio"/> |
| j. Northern Pike            | <input type="radio"/> | <input type="radio"/> |
| k. Muskellunge/Tiger Muskie | <input type="radio"/> | <input type="radio"/> |
| l. Channel Catfish          | <input type="radio"/> | <input type="radio"/> |
| m. Blue Catfish             | <input type="radio"/> | <input type="radio"/> |
| n. Flathead Catfish         | <input type="radio"/> | <input type="radio"/> |
| o. Bullhead                 | <input type="radio"/> | <input type="radio"/> |
| p. Drum                     | <input type="radio"/> | <input type="radio"/> |
| q. Sturgeon                 | <input type="radio"/> | <input type="radio"/> |
| r. Common Carp              | <input type="radio"/> | <input type="radio"/> |
| s. Asian Carp               | <input type="radio"/> | <input type="radio"/> |
| t. Rainbow Trout            | <input type="radio"/> | <input type="radio"/> |
| u. Brown Trout              | <input type="radio"/> | <input type="radio"/> |
| v. Cutthroat Trout          | <input type="radio"/> | <input type="radio"/> |
| w. Tiger Trout              | <input type="radio"/> | <input type="radio"/> |
| x. Brook Trout              | <input type="radio"/> | <input type="radio"/> |
| y. Paddlefish               | <input type="radio"/> | <input type="radio"/> |
| z. Other, specify:          |                       |                       |

12. Did you attempt to catch sunfish (bluegill, green sunfish, redear sunfish, and hybrids) at any of the following Omaha Reservoirs during 2019?

	Yes	No
a. Fontenelle Park Pond	<input type="radio"/>	<input type="radio"/>
b. Lake Halleck	<input type="radio"/>	<input type="radio"/>

13. Did you attempt to catch trout at any of the following Omaha Reservoirs during 2019?

	Yes	No
a. Benson Park Pond	<input type="radio"/>	<input type="radio"/>
b. Fontenelle Park Pond	<input type="radio"/>	<input type="radio"/>
c. Hitchcock Park Pond	<input type="radio"/>	<input type="radio"/>
d. Lake Halleck	<input type="radio"/>	<input type="radio"/>
e. Towl Park Pond	<input type="radio"/>	<input type="radio"/>

14. Did you attempt to catch catfish at any of the following Omaha Reservoirs during 2019?

	Yes	No
a. Benson Park Pond	<input type="radio"/>	<input type="radio"/>
b. Fontenelle Park Pond	<input type="radio"/>	<input type="radio"/>
c. Hitchcock Park Pond	<input type="radio"/>	<input type="radio"/>
d. Kramer Lake	<input type="radio"/>	<input type="radio"/>
e. Lake Halleck	<input type="radio"/>	<input type="radio"/>
f. Schwer Park	<input type="radio"/>	<input type="radio"/>
g. Towl Park Pond	<input type="radio"/>	<input type="radio"/>
h. Walnut Grove	<input type="radio"/>	<input type="radio"/>

15. How many tournaments did you fish during 2019?  
(Please enter "0" if you did not.)

- a. In Omaha    Tournament(s)
- b. Outside Omaha but inside Nebraska    Tournament(s)
- c. Outside Nebraska    Tournament(s)
- d. If outside Nebraska, in what states and countries did you fish tournaments?

16. How old were you when you went fishing for the first time?

  Years old

17. What is your favorite fishing waterbody in Omaha?

18. Please indicate which outcome is most desirable to you for a 2-hour fishing trip. (Select only ONE.)

- ☐ Catch and release two 18-inch channel catfish
- ☐ Catch and keep one 18-inch channel catfish

19. Please indicate which outcome is most desirable to you for a 2-hour fishing trip. (Select only ONE.)

- ☐ Catch and release two 18-inch channel catfish
- ☐ Catch and keep three 12-inch channel catfish

20. How important is fishing in relation to other recreational activities?

- ☐ Very important
- ☐ Somewhat important
- ☐ A little important
- ☐ Not at all important

21. Which type of fish do you prefer to fish for in Nebraska? (Select only ONE.)

- ☐ Striped Bass/Wiper
- ☐ White Bass
- ☐ Largemouth Bass
- ☐ Smallmouth Bass
- ☐ Bluegill/Sunfish
- ☐ Crappie
- ☐ Yellow Perch
- ☐ Walleye
- ☐ Sauger
- ☐ Northern Pike
- ☐ Muskellunge/Tiger Muskie
- ☐ Channel Catfish
- ☐ Blue Catfish
- ☐ Flathead Catfish
- ☐ Bullhead
- ☐ Drum
- ☐ Sturgeon
- ☐ Common Carp
- ☐ Asian Carp
- ☐ Rainbow Trout
- ☐ Brown Trout
- ☐ Cutthroat Trout
- ☐ Tiger Trout
- ☐ Brook Trout
- ☐ Paddlefish
- ☐ Other, specify:

- ☐ I do not prefer any particular type of fish

22. Thinking about the one type of fish that you prefer to fish for, how much do you agree or disagree with the following about your fishing in Nebraska?

	Strongly disagree	Disagree	Neutral	Agree	Strongly agree
a. I am happy with my success fishing for my preferred fish.	<input type="radio"/>	<input type="radio"/>	<input type="radio"/>	<input type="radio"/>	<input type="radio"/>
b. I would be satisfied to harvest smaller fish if I could harvest more of my preferred fish.	<input type="radio"/>	<input type="radio"/>	<input type="radio"/>	<input type="radio"/>	<input type="radio"/>
c. I support regulations on my preferred fish to increase their <u>size</u> .	<input type="radio"/>	<input type="radio"/>	<input type="radio"/>	<input type="radio"/>	<input type="radio"/>
d. I support regulations on my preferred fish to increase their <u>numbers</u> .	<input type="radio"/>	<input type="radio"/>	<input type="radio"/>	<input type="radio"/>	<input type="radio"/>
e. If I could catch larger fish, I would be willing to harvest fewer of my preferred fish.	<input type="radio"/>	<input type="radio"/>	<input type="radio"/>	<input type="radio"/>	<input type="radio"/>
f. It is becoming harder to catch my preferred fish.	<input type="radio"/>	<input type="radio"/>	<input type="radio"/>	<input type="radio"/>	<input type="radio"/>
g. The opportunity to harvest my preferred fish is more important to me than the size of the fish I catch.	<input type="radio"/>	<input type="radio"/>	<input type="radio"/>	<input type="radio"/>	<input type="radio"/>
h. I have to travel too far to fish for my preferred fish.	<input type="radio"/>	<input type="radio"/>	<input type="radio"/>	<input type="radio"/>	<input type="radio"/>
i. I am satisfied with the <u>size</u> of my preferred fish that I <u>catch</u> .	<input type="radio"/>	<input type="radio"/>	<input type="radio"/>	<input type="radio"/>	<input type="radio"/>
j. I am satisfied with the <u>size</u> of my preferred fish that I am allowed to <u>harvest</u> .	<input type="radio"/>	<input type="radio"/>	<input type="radio"/>	<input type="radio"/>	<input type="radio"/>
k. I am satisfied with the <u>number</u> of my preferred fish that I <u>catch</u> .	<input type="radio"/>	<input type="radio"/>	<input type="radio"/>	<input type="radio"/>	<input type="radio"/>
l. I am satisfied with the <u>number</u> of my preferred fish that I am allowed to <u>harvest</u> .	<input type="radio"/>	<input type="radio"/>	<input type="radio"/>	<input type="radio"/>	<input type="radio"/>
m. I do not have enough places to fish for my preferred fish.	<input type="radio"/>	<input type="radio"/>	<input type="radio"/>	<input type="radio"/>	<input type="radio"/>



23. Indicate how much you agree or disagree with each of the following statements about fishing in Nebraska.

	Strongly disagree	Disagree	Neutral	Agree	Strongly agree
a. A fishing trip can be successful even if no fish are caught.	<input type="radio"/>	<input type="radio"/>	<input type="radio"/>	<input type="radio"/>	<input type="radio"/>
b. The bigger the fish I catch, the better the fishing trip.	<input type="radio"/>	<input type="radio"/>	<input type="radio"/>	<input type="radio"/>	<input type="radio"/>
c. I'm happiest with a fishing trip if I catch at least the limit.	<input type="radio"/>	<input type="radio"/>	<input type="radio"/>	<input type="radio"/>	<input type="radio"/>
d. I want to keep all the fish I catch.	<input type="radio"/>	<input type="radio"/>	<input type="radio"/>	<input type="radio"/>	<input type="radio"/>
e. The more fish I catch, the happier I am.	<input type="radio"/>	<input type="radio"/>	<input type="radio"/>	<input type="radio"/>	<input type="radio"/>
f. I'm just as happy if I release all the fish I catch.	<input type="radio"/>	<input type="radio"/>	<input type="radio"/>	<input type="radio"/>	<input type="radio"/>
g. If I thought I would not catch any fish, I would not go fishing.	<input type="radio"/>	<input type="radio"/>	<input type="radio"/>	<input type="radio"/>	<input type="radio"/>
h. I am the happiest with a fishing trip if I catch a challenging game fish.	<input type="radio"/>	<input type="radio"/>	<input type="radio"/>	<input type="radio"/>	<input type="radio"/>
i. I usually eat the fish I catch.	<input type="radio"/>	<input type="radio"/>	<input type="radio"/>	<input type="radio"/>	<input type="radio"/>
j. I would rather catch one or two big fish than ten smaller fish.	<input type="radio"/>	<input type="radio"/>	<input type="radio"/>	<input type="radio"/>	<input type="radio"/>
k. When I go fishing, I'm just as happy if I don't catch a fish.	<input type="radio"/>	<input type="radio"/>	<input type="radio"/>	<input type="radio"/>	<input type="radio"/>
l. I'm just as happy if I don't keep the fish I catch.	<input type="radio"/>	<input type="radio"/>	<input type="radio"/>	<input type="radio"/>	<input type="radio"/>
m. I like to fish where I know I have a chance to catch a trophy fish.	<input type="radio"/>	<input type="radio"/>	<input type="radio"/>	<input type="radio"/>	<input type="radio"/>
n. A successful fishing trip is one in which many fish are caught.	<input type="radio"/>	<input type="radio"/>	<input type="radio"/>	<input type="radio"/>	<input type="radio"/>
o. A full stringer is the best indicator of a good fishing trip.	<input type="radio"/>	<input type="radio"/>	<input type="radio"/>	<input type="radio"/>	<input type="radio"/>
p. When I go fishing, I am not satisfied unless I catch at least something.	<input type="radio"/>	<input type="radio"/>	<input type="radio"/>	<input type="radio"/>	<input type="radio"/>

**24. On how many days did you participate in the following recreational activities during 2019? (Please enter "0" if you did not.)**

a. Fishing	<input type="text"/> <input type="text"/> <input type="text"/>	Day(s)
b. Ice Fishing	<input type="text"/> <input type="text"/> <input type="text"/>	Day(s)
c. Hunting	<input type="text"/> <input type="text"/> <input type="text"/>	Day(s)
d. Shooting sports (trap, sporting clays, target)	<input type="text"/> <input type="text"/> <input type="text"/>	Day(s)
e. Camping (cabins, RV, tenting, back-packing)	<input type="text"/> <input type="text"/> <input type="text"/>	Day(s)
f. Wildlife viewing (bird, wildlife, photography)	<input type="text"/> <input type="text"/> <input type="text"/>	Day(s)
g. Bicycling (road, trail, mountain, stunt)	<input type="text"/> <input type="text"/> <input type="text"/>	Day(s)
h. Adventure sports (skate boarding, rock climbing, sky diving, scuba diving)	<input type="text"/> <input type="text"/> <input type="text"/>	Day(s)
i. Paddlesports (kayak, paddleboard, tanking)	<input type="text"/> <input type="text"/> <input type="text"/>	Day(s)
j. Pleasure boating (jet skiing, water skiing)	<input type="text"/> <input type="text"/> <input type="text"/>	Day(s)
k. Winter sports (sledding, skiing, ice skating)	<input type="text"/> <input type="text"/> <input type="text"/>	Day(s)
l. Swimming	<input type="text"/> <input type="text"/> <input type="text"/>	Day(s)
m. Hiking	<input type="text"/> <input type="text"/> <input type="text"/>	Day(s)

**25. On how many days did you participate in the following recreational activities during 2019? (Please enter "0" if you did not.)**

a. Photography	<input type="text"/> <input type="text"/> <input type="text"/>	Day(s)
b. Gardening/horticulture	<input type="text"/> <input type="text"/> <input type="text"/>	Day(s)
c. Sewing/quilting/ knitting/scrapbooking	<input type="text"/> <input type="text"/> <input type="text"/>	Day(s)
d. Woodworking/metal working	<input type="text"/> <input type="text"/> <input type="text"/>	Day(s)
e. Art (painting, drawing, pottery, poetry)	<input type="text"/> <input type="text"/> <input type="text"/>	Day(s)
f. Cultural sites (museums, zoos, galleries)	<input type="text"/> <input type="text"/> <input type="text"/>	Day(s)
g. Driving (motorcycling, classic cars, touring)	<input type="text"/> <input type="text"/> <input type="text"/>	Day(s)
h. Watching TV/surfing the Internet/computer games	<input type="text"/> <input type="text"/> <input type="text"/>	Day(s)

**26. On how many days did you participate in the following recreational activities during 2019? (Please enter "0" if you did not.)**

a. Golf	<input type="text"/> <input type="text"/> <input type="text"/>	Day(s)
b. Attending spectator sports (college, high school, professional)	<input type="text"/> <input type="text"/> <input type="text"/>	Day(s)
c. Coaching or watching kids who are participating in group activities	<input type="text"/> <input type="text"/> <input type="text"/>	Day(s)
d. Participating in team sports (basketball, volleyball, softball)	<input type="text"/> <input type="text"/> <input type="text"/>	Day(s)
e. Recreational sports (frisbee golf, tennis)	<input type="text"/> <input type="text"/> <input type="text"/>	Day(s)
f. Fitness (walking, running, weight lifting)	<input type="text"/> <input type="text"/> <input type="text"/>	Day(s)
g. Other, specify:	<input type="text"/> <input type="text"/> <input type="text"/>	Day(s)

**27. Not including you, how many individuals live in your household?**

 Individuals

☐ No others → Go to #29

**28. Not including you, how many individuals in your household fished during 2019?**

 Individuals

**29. What is your current employment status? (Select all that apply.)**

- ☐ Employed full-time  
☐ Employed part-time  
☐ Retired  
☐ Not employed  
☐ Student

**30. What is the highest level of education you have achieved?**

- ☐ Some schooling  
☐ High school or GED  
☐ Some college  
☐ Associate/trade degree  
☐ Bachelor's degree  
☐ Master's degree  
☐ Doctorate, law, or medical degree



31. What is your zip code?

--	--	--	--	--

32. What year were you born?

--	--	--	--	--

33. Please indicate the category that describes your total family income in the last 12 months.

- ☐ Less than \$10,000
- ☐ \$10,000 to less than \$20,000
- ☐ \$20,000 to less than \$30,000
- ☐ \$30,000 to less than \$40,000
- ☐ \$40,000 to less than \$50,000
- ☐ \$50,000 to less than \$75,000
- ☐ \$75,000 to less than \$100,000
- ☐ \$100,000 to less than \$150,000
- ☐ \$150,000 to less than \$200,000
- ☐ \$200,000 to less than \$250,000
- ☐ \$250,000 or more

34. What improvements to fishing would you like to see in Omaha?

--

**Thank you!**

Please use the postage-paid return envelope included in your survey packet to return your questionnaire.

Questions or requests from this survey can be directed to:

Bureau of Sociological Research  
University of Nebraska-Lincoln  
907 Oldfather Hall | PO Box 880325  
Lincoln, NE 68588-0325  
Phone: 1-800-480-4549 (toll free)  
E-mail: bosr@unl.edu

Appendix 2. Communication language used to invite and remind survey recipients to respond to the survey

## Appendix 2.1. Invitation letter




---

BUREAU OF SOCIOLOGICAL RESEARCH

February 4<sup>th</sup>, 2020

«ID»

«firstName» «middleName» «lastName»  
 «addy1»  
 «city», «state» «Zip\_code»

Dear «firstName»,

The Nebraska Cooperative Fish and Wildlife Research Unit is conducting a comprehensive survey to find out the opinions of Nebraskan anglers on Omaha's fisheries. Through these surveys, we determine angler activities, opinions, and desires in an urban setting. We use this information to adjust our approaches to managing fisheries in Omaha's nearby lakes, reservoirs, ponds, pits, rivers, streams, and canals.

Your responses to this questionnaire are important to us. Your participation is voluntary but greatly appreciated, and you may skip any questions you prefer not to answer. You are among a few thousand randomly selected anglers in the Omaha area with a Nebraska fishing permit to receive a survey questionnaire. The questionnaire should only take you about 15 minutes to complete.

This study is being conducted by the Nebraska Cooperative Fish and Wildlife Research Unit. To help with this effort, we have asked the Bureau of Sociological Research (BOSR) at the University of Nebraska-Lincoln to conduct this survey. You might notice that there is a unique identification number on your questionnaire. This number simply allows BOSR to keep track of which households have already responded. When you return your questionnaire, BOSR will use this number to remove your address from our mailing list. This allows us to make sure the answers you provide remain confidential and that we are not sending you reminders after you have responded. All results will be reported so that no individual can be identified.

Please complete the questionnaire and return it in the envelope provided. If you have any questions or comments about this study, you can contact the Bureau of Sociological Research (BOSR) by phone at 1-800-480-4549 or by email at [bosr@unl.edu](mailto:bosr@unl.edu). If you have questions about your rights as a research participant, you can contact the UNL Institutional Review Board (IRB) at 402-472-6965. We genuinely appreciate your help in setting future direction for fisheries management in Nebraska.

Sincerely,

Kevin L. Pope, Ph.D.  
 Leader and Professor  
 U.S. Geological Survey—Nebraska Cooperative Fish and Wildlife Research Unit  
 School of Natural Resources, University of Nebraska-Lincoln

## Appendix 2.2. Email Invitation

### Invitation

Subject line: Omaha Recreation

Dear [First name],

The Nebraska Cooperative Fish and Wildlife Research Unit is conducting a comprehensive survey to find out the opinions of Nebraskan anglers on Omaha's fisheries. Through these surveys, we determine angler activities, opinions, and desires in an urban setting. We use this information to adjust our approaches to managing fisheries in the Omaha nearby lakes, reservoirs, ponds, pits, rivers, streams, and canals.

Your responses to this questionnaire are important to us. Your participation is voluntary but greatly appreciated, and you may skip any questions you prefer not to answer. You are among a few thousand randomly selected anglers in the Omaha area with a Nebraska fishing permit to receive a survey questionnaire. The questionnaire should only take you about 15 minutes to complete.

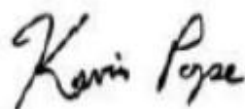
Please click the link below to begin the survey.

[SURVEY URL]

To help with this effort, we have asked the Bureau of Sociological Research (BOSR) at the University of Nebraska-Lincoln to conduct this survey. The answers you provide remain confidential and all results will be reported so that no individual can be identified.

If you have any questions or comments about this study, you can contact the Bureau of Sociological Research (BOSR) by phone at 1-800-480-4549 or by email at [bosr@unl.edu](mailto:bosr@unl.edu). If you have questions about your rights as a research participant, you can contact the UNL Institutional Review Board (IRB) at 402-472-6965. We genuinely appreciate your help in setting future direction for fisheries management in Nebraska.

Sincerely,



Kevin L. Pope, Ph.D.

Leader and Professor

U.S. Geological Survey—Nebraska Cooperative Fish and Wildlife Research Unit  
School of Natural Resources, University of Nebraska-Lincoln

### Appendix 2.3. Postcard Reminder

Recently a survey seeking your feedback about your recreational activities was mailed to you on behalf of the Nebraska Cooperative Fish & Wildlife Research Unit. You were randomly selected to participate in this study and we really want to hear from you.

If you have already completed the questionnaire, please accept our sincere thanks. If not, we ask that you complete the survey today. We are grateful for your help. Only by hearing from Omaha anglers can we direct future fisheries management efforts to meet the needs of all Omaha metropolitan citizens.

If you did not receive a survey, or if it was misplaced, please call the Bureau of Sociological Research toll-free at 1-800-480-4549 and they will get another one in the mail to you immediately.

Sincerely,

Kevin L. Pope, Ph.D.  
Leader and Professor  
School of Natural Resources, University of Nebraska-Lincoln



## Appendix 2.4. Email Reminder

### First Reminder

Subject line: Voice Your Opinions About Recreation

Dear [FIRSTNAME],

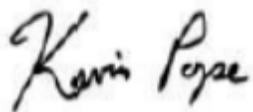
A week ago we sent you an email requesting your participation in the Omaha Recreation survey, but we have yet to hear from you. As someone who has had a Nebraska fishing permit, your feedback is extremely important for helping us adjust our approaches to managing fisheries in the Omaha nearby lakes, reservoirs, ponds, pits, rivers, streams, and canals. Your participation is voluntary.

Please click the link below to begin the survey.

[SURVEYURL]

The answers you provide remain confidential and all results will be reported so that no individual can be identified. If you have any questions or comments about this study, you can contact the Bureau of Sociological Research (BOSR) by phone at 1-800-480-4549 or by email at bosr@unl.edu. If you have questions about your rights as a research participant, you can contact the UNL Institutional Review Board (IRB) at 402-472-6965. We genuinely appreciate your help in setting future direction for fisheries management in Nebraska.

Sincerely,

A handwritten signature in black ink that reads "Kevin Pope". The signature is written in a cursive, flowing style.

Kevin L. Pope, Ph.D.

Leader and Professor

U.S. Geological Survey—Nebraska Cooperative Fish and Wildlife Research Unit

School of Natural Resources, University of Nebraska-Lincoln



## Appendix 2.5. Second Email Reminder

### Second Reminder

Subject line: Last Chance to Make Your Voice Heard About Recreation

Dear [FIRSTNAME],

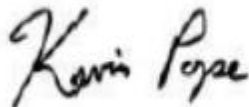
We are sending a second reminder email requesting your participation in the Omaha Recreation survey, since we have yet to hear from you. Your feedback is extremely important for helping us adjust our approaches to managing fisheries in the Omaha nearby lakes, reservoirs, ponds, pits, rivers, streams, and canals. Your participation is voluntary.

Please click the link below to begin the survey.

[SURVEYURL]

The answers you provide remain confidential and all results will be reported so that no individual can be identified. If you have any questions or comments about this study, you can contact the Bureau of Sociological Research (BOSR) by phone at 1-800-480-4549 or by email at [bosr@unl.edu](mailto:bosr@unl.edu). If you have questions about your rights as a research participant, you can contact the UNL Institutional Review Board (IRB) at 402-472-6965. We genuinely appreciate your help in setting future direction for fisheries management in Nebraska.

Sincerely,

A handwritten signature in black ink that reads "Kevin Pope". The signature is written in a cursive, flowing style.

Kevin L. Pope, Ph.D.

Leader and Professor

U.S. Geological Survey—Nebraska Cooperative Fish and Wildlife Research Unit

School of Natural Resources, University of Nebraska-Lincoln

## Appendix 2.6. Reminder Letter to all Non-respondents



BUREAU OF SOCIOLOGICAL RESEARCH

February 28, 2020

[First name] [Last name]

«Street» «Apt»

«City», «STATE\_ABBR» «ZIP»-«ZIP4»

Dear [FIRST NAME],

We recently sent you requests asking for your help with the Omaha Recreation survey. We have not yet heard back from you. Because your feedback is very important to our study, we have enclosed a final paper version of the questionnaire so that you can contribute to this effort.

Please complete and return the survey in the enclosed business reply envelope as soon as possible.

Your participation is voluntary but greatly appreciated, and you may skip any questions you prefer not to answer. You are among a few thousand randomly selected anglers in the Omaha area with a Nebraska fishing permit to receive a survey questionnaire. The questionnaire should only take you about 15 minutes to complete. All results will be reported so that no individual can be identified.

If you have any questions about the survey or wish to be removed from our list, please do not hesitate to contact the Bureau of Sociological Research (BOSR) who is conducting the evaluation at (402) 480-4549 or [bosr@unl.edu](mailto:bosr@unl.edu). If you have questions about your rights as a research participant, you can contact the UNL Institutional Review Board (IRB) at 402-472-6965. You may ask any questions concerning this research at any time by contacting BOSR.

Thank you in advance for your help with this survey.

Sincerely,

A handwritten signature in black ink that reads "Kevin Pope".

Kevin L. Pope, Ph.D.  
 Leader and Professor  
 U.S. Geological Survey—Nebraska Cooperative Fish and Wildlife Research Unit  
 School of Natural Resources, University of Nebraska-Lincoln



## Appendix 2.7. Final Reminder



BUREAU OF SOCIOLOGICAL RESEARCH

March 31st, 2020

[First name] [Last name]

«Street» «Apt»

«City», «STATE\_ABBR» «ZIP»-«ZIP4»

Dear [FIRST NAME],

We recently sent you requests asking for your help with the Omaha Recreation survey. We have not yet heard from many of you, so we are doing one final mailing. This survey is about recreation activities near Omaha, such as camping, hiking, golfing, and other outdoor activities. We would like to hear from you, even if you haven't fished recently, because your feedback is important in shaping the future of Omaha recreation.

Please complete and return the paper survey in the enclosed business reply envelope as soon as possible.

Your participation is voluntary but greatly appreciated, and you may skip any questions you prefer not to answer. You are among a few thousand randomly selected anglers in the Omaha area with a Nebraska fishing permit to receive a survey questionnaire. We cannot get an accurate representation of Omaha recreation and fishing without hearing from you. The questionnaire should only take you about 15 minutes to complete. All results will be reported so that no individual can be identified.

If you have any questions about the survey or wish to be removed from our list, please do not hesitate to contact the Bureau of Sociological Research (BOSR) who is conducting the evaluation at (402) 480-4549 or [bosr@unl.edu](mailto:bosr@unl.edu). If you have questions about your rights as a research participant, you can contact the UNL Institutional Review Board (IRB) at 402-472-6965. You may ask any questions concerning this research at any time by contacting BOSR.

Thank you in advance for your help with this survey.

Sincerely,

Kevin L. Pope, Ph.D.  
Leader and Professor

U.S. Geological Survey—Nebraska Cooperative Fish and Wildlife Research Unit  
School of Natural Resources, University of Nebraska-Lincoln

Appendix 3. Guide to interpret the data collected from the 2020 Omaha recreation survey. Responses to questions without a code were interpreted as a numeric value.

**ID-** Unique respondent ID

**NewID-** Unique respondent urbanization group ID

**Mode-** Mail or Web mode

CODE: 1= Mail, 2= Web

**Q1A-** How many days did you fish during 2019?

**Q1B-** I did not fish during 2019

**Q2A-** What months did you fish during 2019 – January

CODE: 1=Yes

**Q2B-** What months did you fish during 2019 – February

CODE: 1=Yes

**Q2C-** What months did you fish during 2019 – March

CODE: 1=Yes

**Q2D-** What months did you fish during 2019 – April

CODE: 1=Yes

**Q2E-** What months did you fish during 2019 – May

CODE: 1=Yes

**Q2F-** What months did you fish during 2019 – June

CODE: 1=Yes

**Q2G-** What months did you fish during 2019 – July

CODE: 1=Yes

**Q2H-** What months did you fish during 2019 – August

CODE: 1=Yes

**Q2I-** What months did you fish during 2019 – September

CODE: 1=Yes

**Q2J-** What months did you fish during 2019 – October

CODE: 1=Yes

**Q2K-** What months did you fish during 2019 – November

CODE: 1=Yes

**Q2L-** What months did you fish during 2019 – December

CODE: 1= Yes

**Q3-** When did you primarily fish during 2019?

CODE: 1= Weekdays, 2= Weekends, 3= Holidays (Memorial Day, 4th of July, Labor Day)

**Q4A-** Of the days you fished how many days did you fish during 2019... in Omaha

**Q4B-** Of the days you fished how many days did you fish during 2019... outside Omaha but in Nebraska

**Q4C-** Of the days you fished how many days did you fish during 2019... outside Nebraska

**Q4D-** If outside Nebraska, in what states and countries did you fish during 2019?

WRITTEN RESPONSE

**Q5-** During 2019 did you keep any fish to eat?

CODE: 1= Yes, 2= No

**Q6A-** How many days did you fish this Omaha reservoir during 2019? – Bennington Lake

**Q6B-** How many days did you fish this Omaha reservoir during 2019? – Benson Park Pond

**Q6C-** How many days did you fish this Omaha reservoir during 2019? – Carter Lake

**Q6D-** How many days did you fish this Omaha reservoir during 2019? – Flanagan Lake

**Q6E-** How many days did you fish this Omaha reservoir during 2019? – Fontenelle Park Pond

**Q6F-** How many days did you fish this Omaha reservoir during 2019? – Haworth Park

**Q6G-** How many days did you fish this Omaha reservoir during 2019? – Hitchcock Park Pond

**Q6H-** How many days did you fish this Omaha reservoir during 2019? – Kramer Lake

**Q6I-** How many days did you fish this Omaha reservoir during 2019? – Lake Halleck

**Q6J-** How many days did you fish this Omaha reservoir during 2019? – Lawrence Youngman Lake

**Q6K-** How many days did you fish this Omaha reservoir during 2019? – Midlands Lake

**Q6L-** How many days did you fish this Omaha reservoir during 2019? -Prairie Queen

**Q6M-** How many days did you fish this Omaha reservoir during 2019? – Prairie View

**Q6N-** How many days did you fish this Omaha reservoir during 2019? – Schwer Park

**Q6O-** How many days did you fish this Omaha reservoir during 2019? – Shadow Lake

**Q6P-** How many days did you fish this Omaha reservoir during 2019? – Standing Bear Lake

**Q6Q-** How many days did you fish this Omaha reservoir during 2019? – Towl Park Pond

**Q6R-** How many days did you fish this Omaha reservoir during 2019? – Walnut Creek

**Q6S-** How many days did you fish this Omaha reservoir during 2019? – Walnut Grove

**Q6T-** How many days did you fish this Omaha reservoir during 2019? – Wehrspann Lake

**Q6U-** How many days did you fish this Omaha reservoir during 2019? – Whitehawk Lake

**Q6V-** How many days did you fish this Omaha reservoir during 2019? – Zorinsky Lake

**Q7A-** How many days did you fish this Nebraska reservoir during 2019? – Box Butte Reservoir

**Q7B-** How many days did you fish this Nebraska reservoir during 2019? – Branched Oak

**Q7C-** How many days did you fish this Nebraska reservoir during 2019? – Calamus Reservoir

**Q7D-** How many days did you fish this Nebraska reservoir during 2019? – Enders Reservoir

**Q7E-** How many days did you fish this Nebraska reservoir during 2019? – Harlan County Reservoir

**Q7F-** How many days did you fish this Nebraska reservoir during 2019? – Johnson Lake

**Q7G-** How many days did you fish this Nebraska reservoir during 2019? – Lake Maloney

**Q7H-** How many days did you fish this Nebraska reservoir during 2019? – Lake McConaughy

**Q7I-** How many days did you fish this Nebraska reservoir during 2019? – Lake Minatare

**Q7J-** How many days did you fish this Nebraska reservoir during 2019? – Lewis and Clark Lake

**Q7K-** How many days did you fish this Nebraska reservoir during 2019? – Medicine Creek

**Q7L-** How many days did you fish this Nebraska reservoir during 2019? – Merritt Reservoir

**Q7M-** How many days did you fish this Nebraska reservoir during 2019? – Red Willow Reservoir

**Q7N-** How many days did you fish this Nebraska reservoir during 2019? – Sherman Reservoir

**Q7O-** How many days did you fish this Nebraska reservoir during 2019? – Sutherland Reservoir

**Q7P-** How many days did you fish this Nebraska reservoir during 2019? – Swanson Reservoir

**Q8A-** How many days did you fish this Nebraska stream or river during 2019? – Blue River (Big, Little)

**Q8B-** How many days did you fish this Nebraska stream or river during 2019? – Elkhorn River

**Q8C-** How many days did you fish this Nebraska stream or river during 2019? – Long Pine Creek

**Q8D-** How many days did you fish this Nebraska stream or river during 2019? – Loup River (North, Middle, South)

**Q8E-** How many days did you fish this Nebraska stream or river during 2019? – Missouri River

**Q8F-** How many days did you fish this Nebraska stream or river during 2019? – Nemaha River

**Q8G-** How many days did you fish this Nebraska stream or river during 2019? – Niobrara River

**Q8H-** How many days did you fish this Nebraska stream or river during 2019? – Platte River

**Q8I-** How many days did you fish this Nebraska stream or river during 2019? – Public power and irrigation canal system

**Q8J-** How many days did you fish this Nebraska stream or river during 2019? – Republican River

**Q8K-** How many days did you fish this Nebraska stream or river during 2019? – Snake River

**Q8L-** How many days did you fish this Nebraska stream or river during 2019? – Verdigre Creek

**Q9A-** Did you use the following methods to fish in Nebraska during 2019? – Bank/shoreline/dock

CODE: 1=Yes, 2=No

**Q9B-** Did you use the following methods to fish in Nebraska during 2019? – Motorized boat

CODE: 1=Yes, 2=No

**Q9C-** Did you use the following methods to fish in Nebraska during 2019? – Kayak/canoe

CODE: 1=Yes, 2=No

**Q9D-** Did you use the following methods to fish in Nebraska during 2019? – Other non-motorized boat

CODE: 1=Yes, 2=No

**Q9E-** Did you use the following methods to fish in Nebraska during 2019? – Ice fishing

CODE: 1=Yes, 2=No

**Q9F-** Did you use the following methods to fish in Nebraska during 2019? – Other

CODE: 1=Yes, 2=No

**Q9OTH-** Other, specify

**Q10A-** Did you use the following areas when fishing or launching watercraft to fish in Nebraska during 2019? – Public lands and access

CODE: 1=Yes, 2=No

**Q10B-** Did you use the following areas when fishing or launching watercraft to fish in Nebraska during 2019? – Private lands and access

CODE: 1=Yes, 2=No

**Q11A-** Please indicate whether or not you tried to catch each of the following types of fish in Nebraska waters during 2019. – Striped Bass/Wiper

CODE: 1=Yes, 2=No

**Q11B-** Please indicate whether or not you tried to catch each of the following types of fish in Nebraska waters during 2019. – White Bass

CODE: 1=Yes, 2=No

**Q11C-** Please indicate whether or not you tried to catch each of the following types of fish in Nebraska waters during 2019. – Largemouth Bass

CODE: 1=Yes, 2=No

**Q11D-** Please indicate whether or not you tried to catch each of the following types of fish in Nebraska waters during 2019. – Smallmouth Bass

CODE: 1=Yes, 2=No



**Q11E-** Please indicate whether or not you tried to catch each of the following types of fish in Nebraska waters during 2019. – Bluegill/Sunfish

CODE: 1=Yes, 2=No

**Q11F-** Please indicate whether or not you tried to catch each of the following types of fish in Nebraska waters during 2019. – Crappie

CODE: 1=Yes, 2=No

**Q11G-** Please indicate whether or not you tried to catch each of the following types of fish in Nebraska waters during 2019. – Yellow Perch

CODE: 1=Yes, 2=No

**Q11H-** Please indicate whether or not you tried to catch each of the following types of fish in Nebraska waters during 2019. – Walleye

CODE: 1=Yes, 2=No

**Q11I-** Please indicate whether or not you tried to catch each of the following types of fish in Nebraska waters during 2019. – Sauger

CODE: 1=Yes, 2=No

**Q11J-** Please indicate whether or not you tried to catch each of the following types of fish in Nebraska waters during 2019. – Northern Pike

CODE: 1=Yes, 2=No

**Q11K-** Please indicate whether or not you tried to catch each of the following types of fish in Nebraska waters during 2019. – Muskellunge/Tiger Muskie

CODE: 1=Yes, 2=No

**Q11L-** Please indicate whether or not you tried to catch each of the following types of fish in Nebraska waters during 2019. – Channel Catfish

CODE: 1=Yes, 2=No

**Q11M-** Please indicate whether or not you tried to catch each of the following types of fish in Nebraska waters during 2019. – Blue Catfish

CODE: 1=Yes, 2=No

**Q11N-** Please indicate whether or not you tried to catch each of the following types of fish in Nebraska waters during 2019. – Flathead Catfish

CODE: 1=Yes, 2=No

**Q11O-** Please indicate whether or not you tried to catch each of the following types of fish in Nebraska waters during 2019. – Bullhead

CODE: 1=Yes, 2=No

**Q11P-** Please indicate whether or not you tried to catch each of the following types of fish in Nebraska waters during 2019. – Drum

CODE: 1=Yes, 2=No

**Q11Q-** Please indicate whether or not you tried to catch each of the following types of fish in Nebraska waters during 2019. – Sturgeon

CODE: 1=Yes, 2=No

**Q11R-** Please indicate whether or not you tried to catch each of the following types of fish in Nebraska waters during 2019. – Common Carp

CODE: 1=Yes, 2=No

**Q11S-** Please indicate whether or not you tried to catch each of the following types of fish in Nebraska waters during 2019. – Asian Carp

CODE: 1=Yes, 2=No

**Q11T-** Please indicate whether or not you tried to catch each of the following types of fish in Nebraska waters during 2019. – Rainbow Trout

CODE: 1=Yes, 2=No

**Q11U-** Please indicate whether or not you tried to catch each of the following types of fish in Nebraska waters during 2019. – Brown Trout

CODE: 1=Yes, 2=No

**Q11V-** Please indicate whether or not you tried to catch each of the following types of fish in Nebraska waters during 2019. – Cutthroat Trout

CODE: 1=Yes, 2=No

**Q11W-** Please indicate whether or not you tried to catch each of the following types of fish in Nebraska waters during 2019. – Tiger Trout

CODE: 1=Yes, 2=No

**Q11X-** Please indicate whether or not you tried to catch each of the following types of fish in Nebraska waters during 2019. – Brook Trout

CODE: 1=Yes, 2=No

**Q11Y-** Please indicate whether or not you tried to catch each of the following types of fish in Nebraska waters during 2019. – Paddlefish

CODE: 1=Yes, 2=No

**Q11Z-** Please indicate whether or not you tried to catch each of the following types of fish in Nebraska waters during 2019. – Other

CODE: 1=Yes, 2=No

**Q11OTH-** Please indicate whether or not you tried to catch each of the following types of fish in Nebraska waters during 2019. – Other, specify

WRITTEN RESPONSE

**Q12A-** Did you attempt to catch sunfish (bluegill, green sunfish, redear sunfish, and hybrids) at any of the following Omaha Reservoirs during 2019? – Fontenelle Park Pond

CODE: 1=Yes, 2=No

**Q12B-** Did you attempt to catch sunfish (bluegill, green sunfish, redear sunfish, and hybrids) at any of the following Omaha Reservoirs during 2019? – Lake Halleck

CODE: 1=Yes, 2=No

**Q13A-** Did you attempt to catch trout at any of the following Omaha Reservoirs during 2019? – Benson Park Pond

CODE: 1=Yes, 2=No

**Q13B-** Did you attempt to catch trout at any of the following Omaha Reservoirs during 2019? – Fontenelle Park Pond

CODE: 1=Yes, 2=No

**Q13C-** Did you attempt to catch trout at any of the following Omaha Reservoirs during 2019? – Hitchcock Park Pond

CODE: 1=Yes, 2=No

**Q13D-** Did you attempt to catch trout at any of the following Omaha Reservoirs during 2019? – Lake Halleck

CODE: 1=Yes, 2=No

**Q13E-** Did you attempt to catch trout at any of the following Omaha Reservoirs during 2019? – Towl Park Pond

CODE: 1=Yes, 2=No

**Q14A-** Did you attempt to catch catfish at any of the following Omaha Reservoirs during 2019? – Benson Park Pond

CODE: 1=Yes, 2=No

**Q14B-** Did you attempt to catch catfish at any of the following Omaha Reservoirs during 2019? – Fontenelle Park pond

CODE: 1=Yes, 2=No

**Q14C-** Did you attempt to catch catfish at any of the following Omaha Reservoirs during 2019? – Hitchcock Park Pond

CODE: 1=Yes, 2=No

**Q14D-** Did you attempt to catch catfish at any of the following Omaha Reservoirs during 2019? – Kramer Lake

CODE: 1=Yes, 2=No

**Q14E-** Did you attempt to catch catfish at any of the following Omaha Reservoirs during 2019? – Lake Halleck

CODE: 1=Yes, 2=No

**Q14F-** Did you attempt to catch catfish at any of the following Omaha Reservoirs during 2019? – Schwer Park

CODE: 1=Yes, 2=No

**Q14G-** Did you attempt to catch catfish at any of the following Omaha Reservoirs during 2019? – Towl Park Pond

CODE: 1=Yes, 2=No

**Q14H-** Did you attempt to catch catfish at any of the following Omaha Reservoirs during 2019? – Walnut Grove

CODE: 1=Yes, 2=No

**Q15A-** How many tournaments did you fish during 2019? – In Omaha

**Q15B-** How many tournaments did you fish during 2019? – Outside Omaha but inside Nebraska

**Q15C-** How many tournaments did you fish during 2019? – Outside Nebraska

**Q15D-** If outside Nebraska, in what states and countries did you fish tournaments?

**Q16-** How old were you when you went fishing for the first time?

**Q17-** What is your favorite fishing waterbody in Omaha?

#### WRITTEN RESPONSE

**Q18a-** Please indicate which outcome is most desirable to

you for a 2-hour fishing trip.

CODE: 1= Catch and release two 18-inch channel catfish, 2= Catch and keep one 18-inch channel catfish

**Q19a-** Please indicate which outcome is most desirable to

you for a 2-hour fishing trip.

Code: 1= Catch and release two 18-inch channel catfish, 2= Catch and keep three 12-inch channel catfish

**Q18b-** Please indicate which outcome is most desirable to

you for a 2-hour fishing trip.

CODE: 1= Catch and release two 18-inch channel catfish, 2= Catch and keep one 18-inch channel catfish

**Q19b-** Please indicate which outcome is most desirable to  
you for a 2-hour fishing trip.

Code: 1= Catch and release two 18-inch channel catfish, 2= Catch and keep three  
12-inch channel catfish

**Q18c-** Please indicate which outcome is most desirable to  
you for a 2-hour fishing trip.

CODE: 1= Catch and release two 18-inch channel catfish, 2= Catch and keep one  
18-inch channel catfish

**Q19c-** Please indicate which outcome is most desirable to  
you for a 2-hour fishing trip.

Code: 1= Catch and release two 18-inch channel catfish, 2= Catch and keep three  
12-inch channel catfish

**Q18d-** Please indicate which outcome is most desirable to  
you for a 2-hour fishing trip.

CODE: 1= Catch and release two 18-inch channel catfish, 2= Catch and keep one  
18-inch channel catfish

**Q19d-** Please indicate which outcome is most desirable to  
you for a 2-hour fishing trip.

Code: 1= Catch and release two 18-inch channel catfish, 2= Catch and keep three  
12-inch channel catfish

**Q18e-** Please indicate which outcome is most desirable to  
you for a 2-hour fishing trip.

CODE: 1= Catch and release two 18-inch channel catfish, 2= Catch and keep one  
18-inch channel catfish

**Q19e-** Please indicate which outcome is most desirable to  
you for a 2-hour fishing trip.

Code: 1= Catch and release two 18-inch channel catfish, 2= Catch and keep three 12-inch channel catfish

**Q18f-** Please indicate which outcome is most desirable to  
you for a 2-hour fishing trip.

CODE: 1= Catch and release two 18-inch channel catfish, 2= Catch and keep one 18-inch channel catfish

**Q19f-** Please indicate which outcome is most desirable to  
you for a 2-hour fishing trip.

Code: 1= Catch and release two 18-inch channel catfish, 2= Catch and keep three 12-inch channel catfish

**Q18g-** Please indicate which outcome is most desirable to  
you for a 2-hour fishing trip.

CODE: 1= Catch and release two 18-inch channel catfish, 2= Catch and keep one 18-inch channel catfish

**Q19g-** Please indicate which outcome is most desirable to  
you for a 2-hour fishing trip.

Code: 1= Catch and release two 18-inch channel catfish, 2= Catch and keep three 12-inch channel catfish

**Q18h-** Please indicate which outcome is most desirable to  
you for a 2-hour fishing trip.

CODE: 1= Catch and release two 18-inch channel catfish, 2= Catch and keep one 18-inch channel catfish

**Q19h-** Please indicate which outcome is most desirable to

you for a 2-hour fishing trip.

Code: 1= Catch and release two 18-inch channel catfish, 2= Catch and keep three 12-inch channel catfish

**Q20-** How important is fishing in relation to other recreational activities?

CODE: 1= Very important, 2= Somewhat important, 3= A little important

**Q21-** Which type of fish do you prefer to fish for in Nebraska? (Select only ONE)

CODE: 1= Striped Bass/Wiper, 2= White Bass, 3= Largemouth Bass, 4= Smallmouth Bass, 5= Bluegill/Sunfish, 6= Crappie, 7= Yellow Perch, 8= Walleye, 9= Sauger, 10= Northern Pike, 11= Muskellunge/Tiger Muskie, 12= Channel Catfish, 13= Blue Catfish, 14= Flathead Catfish, 15= Bullhead, 16= Drum, 17= Sturgeon, 18= Common Carp, 19= Asian Carp, 20= Rainbow Trout, 21= Brown Trout, 22= Cutthroat Trout, 23= Tiger Trout, 24= Brook Trout, 25= Paddlefish, 26= Other, specify, 27= I do not prefer any particular type of fish

**Q21OTH-** Which type of fish do you prefer to fish for in Nebraska? – Other

**Q22A-** I am happy with my success fishing for my preferred fish.

CODE: 1= Strongly disagree, 2= Disagree, 3= Neutral, 4= Agree, 5= Strongly agree

**Q22B-** I would be satisfied to harvest smaller fish if I could harvest more of my preferred fish.

CODE: 1= Strongly disagree, 2= Disagree, 3= Neutral, 4= Agree, 5= Strongly agree

**Q22C-** I support regulations on my preferred fish to increase their size.

CODE: 1= Strongly disagree, 2= Disagree, 3= Neutral, 4= Agree, 5= Strongly agree

**Q22D-** I support regulations on my preferred fish to increase their numbers.

CODE: 1= Strongly disagree, 2= Disagree, 3= Neutral, 4= Agree, 5= Strongly agree



**Q22E-** If I could catch larger fish, I would be willing to harvest fewer of my preferred fish.

CODE: 1= Strongly disagree, 2= Disagree, 3= Neutral, 4= Agree, 5= Strongly agree

**Q22F-** It is becoming harder to catch my preferred fish.

CODE: 1= Strongly disagree, 2= Disagree, 3= Neutral, 4= Agree, 5= Strongly agree

**Q22G-** The opportunity to harvest my preferred fish is more important to me than the size of the fish I catch.

CODE: 1= Strongly disagree, 2= Disagree, 3= Neutral, 4= Agree, 5= Strongly agree

**Q22H-** I have to travel too far to fish for my preferred fish.

CODE: 1= Strongly disagree, 2= Disagree, 3= Neutral, 4= Agree, 5= Strongly agree

**Q22I-** I am satisfied with the size of my preferred fish that I catch.

CODE: 1= Strongly disagree, 2= Disagree, 3= Neutral, 4= Agree, 5= Strongly agree

**Q22J-** I am satisfied with the size of my preferred fish that I am allowed to harvest.

CODE: 1= Strongly disagree, 2= Disagree, 3= Neutral, 4= Agree, 5= Strongly agree

**Q22K-** I am satisfied with the number of my preferred fish that I catch.

CODE: 1= Strongly disagree, 2= Disagree, 3= Neutral, 4= Agree, 5= Strongly agree

**Q22L-** I am satisfied with the number of my preferred fish that I am allowed to harvest.

CODE: 1= Strongly disagree, 2= Disagree, 3= Neutral, 4= Agree, 5= Strongly agree

**Q22M-** I do not have enough places to fish for my preferred fish.

CODE: 1= Strongly disagree, 2= Disagree, 3= Neutral, 4= Agree, 5= Strongly agree

**Q23A-** A fishing trip can be successful even if no fish are caught.

CODE: 1= Strongly disagree, 2= Disagree, 3= Neutral, 4= Agree, 5= Strongly agree

**Q23B-** The bigger the fish I catch, the better the fishing trip.

CODE: 1= Strongly disagree, 2= Disagree, 3= Neutral, 4= Agree, 5= Strongly agree

**Q23C-** I'm happiest with a fishing trip if I catch at least the limit.

CODE: 1= Strongly disagree, 2= Disagree, 3= Neutral, 4= Agree, 5= Strongly agree

**Q23D-** I want to keep all the fish I catch.

CODE: 1= Strongly disagree, 2= Disagree, 3= Neutral, 4= Agree, 5= Strongly agree

**Q23E-** The more fish I catch, the happier I am.

CODE: 1= Strongly disagree, 2= Disagree, 3= Neutral, 4= Agree, 5= Strongly agree

**Q23F-** I'm just as happy if I release all the fish I catch.

CODE: 1= Strongly disagree, 2= Disagree, 3= Neutral, 4= Agree, 5= Strongly agree

**Q23G-** If I thought I would not catch any fish, I would not go fishing.

CODE: 1= Strongly disagree, 2= Disagree, 3= Neutral, 4= Agree, 5= Strongly agree

**Q23H-** I am the happiest with a fishing trip if I catch a challenging game fish.

CODE: 1= Strongly disagree, 2= Disagree, 3= Neutral, 4= Agree, 5= Strongly agree

**Q23I-** I usually eat the fish I catch.

CODE: 1= Strongly disagree, 2= Disagree, 3= Neutral, 4= Agree, 5= Strongly agree

**Q23J-** I would rather catch one or two big fish than ten smaller fish.

CODE: 1= Strongly disagree, 2= Disagree, 3= Neutral, 4= Agree, 5= Strongly agree

**Q23K-** When I go fishing, I'm just as happy if I don't catch a fish.

CODE: 1= Strongly disagree, 2= Disagree, 3= Neutral, 4= Agree, 5= Strongly agree

**Q23L-** I'm just as happy if I don't keep the fish I catch.

CODE: 1= Strongly disagree, 2= Disagree, 3= Neutral, 4= Agree, 5= Strongly agree

**Q23M-** I like to fish where I know I have a chance to catch a trophy fish.

CODE: 1= Strongly disagree, 2= Disagree, 3= Neutral, 4= Agree, 5= Strongly agree

**Q23N-** A successful fishing trip is one in which many fish are caught.

CODE: 1= Strongly disagree, 2= Disagree, 3= Neutral, 4= Agree, 5= Strongly agree

**Q23O-** A full stringer is the best indicator of a good fishing trip.

CODE: 1= Strongly disagree, 2= Disagree, 3= Neutral, 4= Agree, 5= Strongly agree

**Q23P-** When I go fishing, I am not satisfied unless I catch at least something.

CODE: 1= Strongly disagree, 2= Disagree, 3= Neutral, 4= Agree, 5= Strongly agree

**Q24A-** On how many days did you participate in the following recreational activities during 2019? – Fishing

**Q24B-** On how many days did you participate in the following recreational activities during 2019? – Ice Fishing

**Q24C-** On how many days did you participate in the following recreational activities during 2019? – Hunting

**Q24D-** On how many days did you participate in the following recreational activities during 2019? – Shooting sports (trap, sporting clays, target)

**Q24E-** On how many days did you participate in the following recreational activities during 2019? – Camping (cabins, RV, tenting, back-packing)

**Q24F-** On how many days did you participate in the following recreational activities during 2019? – Wildlife viewing (bird, wildlife, photography)

**Q24G-** On how many days did you participate in the following recreational activities during 2019? – Bicycling (road, trail, mountain, stunt)

**Q24H-** On how many days did you participate in the following recreational activities during 2019? – Adventure sports (skate boarding, rock climbing, sky diving, scuba diving)

**Q24I-** On how many days did you participate in the following recreational activities during 2019? – Paddlesports (kayak, paddleboard, tanking)

**Q24J-** On how many days did you participate in the following recreational activities during 2019? – Pleasure boating (jet skiing, water skiing)

**Q24K-** On how many days did you participate in the following recreational activities during 2019? – Winter sports (sledding, skiing, ice skating)

**Q24L-** On how many days did you participate in the following recreational activities during 2019? – Swimming

**Q24M-** On how many days did you participate in the following recreational activities during 2019? – Hiking

**Q25A-** On how many days did you participate in the following recreational activities during 2019? – Photography

**Q25B-** On how many days did you participate in the following recreational activities during 2019? – Gardening/horticulture

**Q25C-** On how many days did you participate in the following recreational activities during 2019? – Sewing/quilting/ knitting/scrapbooking

**Q25D-** On how many days did you participate in the following recreational activities during 2019? – Woodworking/metal working

**Q25E-** On how many days did you participate in the following recreational activities during 2019? – Art (painting, drawing, pottery, poetry)

**Q25F-** On how many days did you participate in the following recreational activities during 2019? – Cultural sites (museums, zoos, galleries)

**Q25G-** On how many days did you participate in the following recreational activities during 2019? – Driving (motorcycling, classic cars, touring)

**Q25H-** On how many days did you participate in the following recreational activities during 2019? – Watching TV/surfing the Internet/computer games

**Q26A-** On how many days did you participate in the following recreational activities during 2019? – Golf

**Q26B-** On how many days did you participate in the following recreational activities during 2019? – Attending spectator sports (college, high school, professional)

**Q26C-** On how many days did you participate in the following recreational activities during 2019? – Coaching or watching kids who are participating in group activities

**Q26D-** On how many days did you participate in the following recreational activities during 2019? – Participating in team sports (basketball, volleyball, softball)

**Q26E-** On how many days did you participate in the following recreational activities during 2019? – Recreational sports (frisbee golf, tennis)

**Q26F-** On how many days did you participate in the following recreational activities during 2019? – Fitness (walking, running, weight lifting)

**Q26G-** On how many days did you participate in the following recreational activities during 2019? – Other

**Q26OTH-** On how many days did you participate in the following recreational activities during 2019? – Specify

**Q27-** Not including you, how many individuals live in your household?

**Q27OTH-** Not including you, how many individuals live in your household?

CODE: 1= no others

**Q28-** Not including you, how many individuals in your household fished during 2019?

**Q29A-** What is your current employment status? – Employed full-time

CODE: 1=Yes

**Q29B-** What is your current employment status? – Employed part-time

CODE: 1=Yes

**Q29C-** What is your current employment status? – Retired

CODE: 1=Yes

**Q29D-** What is your current employment status? – Not employed

CODE: 1=Yes

**Q29E-** What is your current employment status? – Student

CODE: 1=Yes

**Q30-** What is the highest level of education you have achieved?

CODE: 1= Some schooling, 2= High school or GED, 3= Some college, 4= Associate/trade degree, 5= Bachelor's degree, 6= Master's degree, 7= Doctorate, law, or medical degree

**Q31-** Zip code

**Q32-** Year of birth

**Q33TOTAL-** Please indicate the category that describes your total family income in the last 12 months.

CODE: 1= Less than \$10,000, 2= \$10,000 to less than \$20,000, 3= \$20,000 to less than \$30,000, 4= \$30,000 to less than \$40,000, 5= \$40,000 to less than \$50,000, 6= \$50,000 to less than \$75,000, 7= \$75,000 to less than \$100,000, 8= \$100,000 to less than \$150,000, 9= \$150,000 to less than \$200,000, 10= \$200,000 to less than \$250,000, 11= \$250,000 or more

**Q34-** What improvements to fishing would you like to see in Omaha?

WRITTEN RESPONSE

Appendix 4. Data collected from the 2020 Omaha recreation survey (see Appendix 3 for a guide to variables and coded responses).

NewID	Mode	O1A	O1B	O2A	O2B	O2C	O2D	O2E	O2F	O2G	O2H	O2I	O2J	O2K
Urb497	1	10											1	1
Urb514	1	20						1	1	1	1	1	1	
Urb529	2	1	10	1	1				1					
Urb603	1	50					1	1	1	1	1			
Sub218	1	20					1	1	1	1	1	1	1	
Sub228	1	6						1				1		
Sub654	1	35					1	1	1	1	1	1	1	
Sub687	1	1							1					
Urb479	2	1	30			1	1	1	1	1	1	1	1	
Urb493	1	10					1	1	1	1	1	1		
Urb506	1	15						1	1	1	1			
Urb508	1	5						1	1		1	1		
Urb612	1	7						1	1	1	1			
Pri251	2	1	20						1	1	1	1		
Met249	1	60		1	1	1	1	1	1	1	1	1	1	1
Met255	1	12							1					
Met795	1	4						1		1	1	1		
Urb491	1	80				1	1	1	1	1	1	1	1	1
Urb623	1	50					1	1	1	1	1	1	1	
Met239	1	50					1	1	1	1	1	1		
Met251	1	150		1	1	1	1	1	1	1	1	1	1	1
Urb482	1	15					1	1	1	1	1	1		
Urb625	1	20					1	1	1	1				
Met214	1				1		1				1		1	
Met224	1		1											
Met766	1	25						1	1	1	1	1	1	
Met260	1	40						1	1	1	1			
Met263	1	45							1	1	1	1		
Met754	1	30					1	1	1	1	1	1		
Met757	1	40					1	1	1	1	1			
Met230	1	1									1			
Met231	1	3						1	1			1		
Met768	2	1		1			1	1	1	1	1	1		
Sub222	1	7							1	1	1			
Sub667	1	7								1	1			
Sub679	2	1	3					1			1	1		
Urb524	2	1	20					1	1	1	1	1		
Sub229	1	12								1	1			
Sub673	1	15						1	1	1	1			
Sub232	1	2							1	1				
Sub655	1	1							1					
Sub657	1	7						1	1			1	1	
Sub259	1	3							1					
Sub264	1	18					1	1	1	1	1	1	1	
Sub648	1	5									1	1		
Met217	1	4						1	1	1				
Met238	1	60					1	1	1	1	1	1	1	
Met743	1	75					1	1	1	1	1	1	1	
Met780	1		1											
Met789	2	1	200				1	1	1	1	1	1		
Met245	1	3						1			1	1		
Met784	1	10							1	1	1			
Met787	2	1	2								1	1		
Sub645	1	5										1	1	
Sub653	1	15					1	1	1	1			1	1
Sub680	1	30				1	1	1	1	1	1	1	1	
Met236	1	4							1	1				
Met744	2	1	20				1	1	1	1	1	1	1	
Sub215	1	125		1	1	1	1	1	1	1	1	1	1	1
Sub658	2	1	15					1	1	1	1	1		
Sub665	2	1	15				1	1	1					
Urb515	1	66			1	1	1	1	1	1	1	1		
Sub639	1	2								1	1			
Sub663	2	1	10						1	1	1	1		
Sub688	1	7						1	1	1	1			
Sub231	1	20							1	1	1	1		



NewID	O2L	O3	O4A	O4B	O4C	O5	O6A	O6B	O6C	O6D	O6E	O6F	O6G
Urb497		2	9	1		2	0	0	0	0	0	0	0
Urb514		1	2	14	4	2				1			
Urb529		2	0	8	2	2							
Urb603		2	20	30		1	0	0	0	0	0	10	0
Sub218		2	19	1		2	0	0	0	0	0	0	0
Sub228		2	3	3		2							
Sub654			15	20		1	0	0	0	0	0	0	0
Sub687		2		1		2	0	0	0	0	0	0	0
Urb479		2	5	18	7	1							
Urb493			6	4		2							
Urb506		2	9	1	5	2							
Urb508		2	2	3		2	0	0	0	0	0	0	0
Urb612		2	2	5	0	2							
Pri251		2	10	10		2							
Met249	1	1	45	15		1	15	0	0	0	0	0	0
Met255		1		3	9	1	0	0	0	0	0	0	0
Met795			3		1	1	0	0	0	0	1	0	0
Urb491		2	35	45	0	1	0	0	0	0	0	0	5
Urb623		2	25	25		1							
Met239		1	30	10	10	1	0	0	0	1	0	0	2
Met251	1		45	15	90	2	0	0	0	2	0	0	0
Urb482		2	13	2	0	1	0	0	0	0	0	0	0
Urb625		2	20	0	0	1	0	0	5	0	0	0	0
Met214	1	2	5	9	18	1			1				1
Met224													
Met766		1	10	8	7	1	0	0	1	0	0	0	1
Met260			40			2	0	10	15	0	0	0	0
Met263		1	45			1	0	0	0	0	0	0	0
Met754		2		5	25	1							
Met757		1	40	0	0	1	0	0	1	0	0	0	0
Met230		1		1		2	0	0	0	0	0	0	0
Met231		2	0	2	1	1	0	0	0	0	0	0	0
Met768		2	30	15		2	10	0	0	15	0	0	0
Sub222		2	7	0	0	2	0	0	0	0	0	0	0
Sub667		2	6		1	2	0	0	0	5	0	0	0
Sub679		2	3			2				3			
Urb524		2	20			2							
Sub229		2	12			2	0	0	0	0	0	0	0
Sub673		2	15	0	4	2							
Sub232		1	2	0	0	2	0	0	0	0	0	0	0
Sub655		2	0	1	0	2	0	0	0	0	0	0	0
Sub657		2	0	5	0	2	0	0	0	0	0	0	0
Sub259		1	2	1	0	2							
Sub264		2	11		7	1							
Sub648		2	0	5	0	1	0	0	0	0	0	0	0
Met217		1	1	3	0	2							
Met238		2	50	10	0	2	0	0	0	0	0	0	0
Met743		2	125	40	10	1	0	0	10	2	0	0	0
Met780													
Met789		2	30	170		1	0	0	0	0	0	0	0
Met245		2	3	0	0	2	0	0	0	0	0	0	0
Met784		1	8	2		2	0	0	0	0	0	0	0
Met787		1	2			2							
Sub645		2	5			2	0	0	0	0	0	0	0
Sub653		2	13	2	0	1	0	0	0	0	0	0	0
Sub680		1	5		35	1							
Met236		1		4		2	0	0	0		0	0	0
Met744		2	0	15	5	2							
Sub215	1	2	101	12	12	1				1			
Sub658		2	3	12		1							
Sub665		2	15			1							
Urb515		2	20	40		2	0	0	0	0	0	2	0
Sub639		2	2			2							
Sub663		2	10			2							
Sub688		3	1	6		2	0	0	0	0	0	0	0
Sub231		1	2	8	10	1	0	0	0	0	0	0	0

NewID	O6H	O6I	O6J	O6K	O6L	O6M	O6N	O6O	O6P	O6Q	O6R	O6S
Urb497	0	0	0	0	0	0	0	0	0	0	1	0
Urb514					1							
Urb529					4						4	
Urb603	0	0	0	0	2	2	0	0	0	0	3	0
Sub218	0	0	19	0	0	0	0	0	0	0	0	0
Sub228												
Sub654	0	0	2	0	0	0	0	0	0	0	0	0
Sub687	0	0	0	0	0	0	0	0	0	0	0	0
Urb479					2			10			6	
Urb493					6							
Urb506		2			2			2			2	
Urb508	0	0	0	0	0	0	0	3	0	0	0	0
Urb612												
Pri251					2							
Met249	0	0	0	0	0	0	0	0	10	0	6	6
Met255	0	0	0	0	0	0	0	0	0	0	0	0
Met795	0	0	0	0	1	0	0	0				
Urb491	0	10	0	0	5	0	0	0	10	5	15	0
Urb623												
Met239	0	6	0	0	10	0	0	0	0	1	8	0
Met251	0	75	0	15	10	3	0	10	0	2	2	0
Urb482	0	0	0	0	10		0	0	2	0	3	0
Urb625	0	0	0	0	0	0	0	0	3	0	1	0
Met214												
Met224												
Met766	0	0	0	0	0	0	0	0	7	0	0	0
Met260	0	0	0	0	0	0	0	0	20	0	0	0
Met263	0	0	0	0	0	0	0	0	0	0	0	0
Met754												
Met757	0	0	0	0	39	0	0	0	0	0	0	0
Met230	0	0	0	0	0	0	0	0	0	0	0	0
Met231	0	0	0	0	0	0	0	0	0	0	0	0
Met768	0	0	15	0	0	0	0	0	4	0	1	2
Sub222	0	0	0	0	0	0	0	0	7	0	0	0
Sub667	0	0	0	0	0	0	0	0	1	0	0	0
Sub679												
Urb524											20	
Sub229	0	0	12	0	0	0	0	0	0	0	0	0
Sub673			5		1						5	
Sub232	0	0	0	0	1	0	1	0	0	0	0	0
Sub655	0	0	0	0	0	0	0	0	0	0	0	0
Sub657	0	0	0	0	2	0	0		0	0	5	0
Sub259												
Sub264												
Sub648												
Met217	0	0	0	0	0	0	0	0	0	0	0	0
Met238	0	2	0	0	10	0	20	10	1	0	10	0
Met743	0	12	0	0	20	0	0	1	25	0	22	0
Met780												
Met789	0	0	0	0	15	0	0	0	0	0	0	0
Met245	0	0	0	0	2	0	0	1	0	0	0	0
Met784	0	0	0	0	1	0	0	0	0	0	0	0
Met787					1						1	
Sub645	0	0	0	0	0	0	0	0	0	0	0	0
Sub653	0	0	0	0	0	0	0	0	11	0	0	0
Sub680												
Met236	0	0	0	0	0	0	0	0	0	0	0	0
Met744												
Sub215			10		25	3		2	3		20	
Sub658					10						5	
Sub665		8			4						3	
Urb515	0	0	15	0	0	3	0	0	15	5	2	0
Sub639												
Sub663					2						5	
Sub688	0	0	0	0	0	0	0	0	0	0	0	0
Sub231	0	0	0	0	0	0	0	0	0	0	0	0

NewID	O6T	O6U	O6V	O7A	O7B	O7C	O7D	O7E	O7F	O7G	O7H	O7I
Urb497	8	0	0	0	0	0	0	0	0	0	0	0
Urb514				0	0	0	0	0	0	0	0	0
Urb529												
Urb603	15	0	0	0	0	0	0	0	0	0	0	0
Sub218	0	0	0	0	0	0	0	0	0	0	0	0
Sub228	3					3						
Sub654	13	0	0	0	2	0	0	0	0	0	2	0
Sub687	0	0	0	0	0	0	0	0	0	1	0	0
Urb479	2											
Urb493						4						
Urb506											2	
Urb508	0	0	0	0	0	1	0	0	0	0	0	0
Urb612												
Pri251	12		2									
Met249	6	6	5						0	0	0	0
Met255	0	0	0									
Met795				0	0	0	0	0	0	0	0	0
Urb491	5	0	15	0	5	0	0	0	0	0	0	0
Urb623												
Met239	0	0	2	0	10	0	0	0	0	0	0	0
Met251	0	0	0	0	0	0	0	0	0	0	0	0
Urb482	0	0	0	0	0	0	0	0	0	0	0	0
Urb625	2	0	4	0	0	0	0	0	0	0	0	0
Met214	2											
Met224												
Met766	0	0	1	0	0	0	0	0	0	0	0	0
Met260	0	6	20	0	0	0	0	0	0	0	0	6
Met263	0	0	0	0	0	0	0	0	0	0	0	0
Met754												
Met757	0	0	0	0	0	0	0	0	0	0	0	0
Met230	0	0	0	1	0	0	0	0	0	0	0	0
Met231	0	0	0	0	0	0	0	0	0	0	0	0
Met768	0	0	2	0	0	0	0	0	0	0	0	0
Sub222	0	0	0	0	0	0	0	0	0	0	0	0
Sub667	0	0	0	0	0	0	0	0	0	0	0	0
Sub679												
Urb524												
Sub229	0	0	0	0	0	0	0	0	0	0	0	0
Sub673			5									
Sub232	0	0	0	0	0	0	0	0	0	0	0	0
Sub655	0	0	0	0	0	0	0	0	0	0	0	0
Sub657	0	0	0	0	0	0	0	0	0	0	0	0
Sub259												
Sub264												
Sub648	0	0	0	0	0	0	0	0	0	0	5	0
Met217										4		
Met238	0	0	0	0	0	0	0	0	0	0	0	0
Met743	25	0	8	0	2	2	0	0	0	0	0	0
Met780												
Met789	15	0	0	0	0	0	0	0	0	0	0	0
Met245	0	0	0	0	0	0	0	0	0	0	0	0
Met784	2	0	7	0	0	0	0	0	0	0	0	0
Met787												
Sub645	0	0	5	0	0	0	0	0	0	0	0	0
Sub653	0	0	2	0	2	0	0	0	0	0	0	0
Sub680												
Met236	0	0	0	0	0	0	0	0	0	0	0	0
Met744											3	
Sub215	15	2	44									
Sub658												
Sub665				0	0	0	0	0	0	0	0	0
Urb515	7	0	9	0	2	0	0	0	0	0	0	0
Sub639												
Sub663	3											
Sub688	0	1	0	0	0	0	0	0	0	0	1	0
Sub231	2	0	0	0	1	0	0	2	0	0	5	0

[illegible]

NewID	O8F	O8G	O8H	O8I	O8J	O8K	O8L	O9A	O9B	O9C	O9D	O9E	O10A
Urb497	0	0	0	0	0	0	0	1					1
Urb514	0	0	0	0	0	12	0	1					2
Urb529									1			1	1
Urb603	0	0	0	0	0	0	0	1					1
Sub218	0	0	0	0	0	0	0	1	1				1
Sub228	0	0	0	0	0	0	0	1	1				1
Sub654	0	0	0	0	0	0	0	1	1	2	2	2	1
Sub687	0	0	0	0	0	0	0		1				1
Urb479								1	1	1			1
Urb493									1				1
Urb506								1	1	1		1	1
Urb508	0	0	0	0	0	0	0	1	1	2	2	2	1
Urb612								1	1	2	2	2	1
Pri251								1	1	1	2	2	1
Met249	0	0	10	0	0	0	0	1		1		1	2
Met255													
Met795	0	0	0	0	0	0	0	1	2	2	2	2	1
Urb491	0	0	10	0	0	0	0	1	2	2	2	2	1
Urb623													
Met239	0	0	0	0	0	0	0	1					2
Met251	0	0	0	0	0	0	0	1	2	2	1	1	1
Urb482	0	0	0	0	0	0	0	1	2	2	2	2	1
Urb625	0	0	0	0	0	0	0	1	2	2	2	2	1
Met214									1			1	1
Met224													
Met766	0	0	0	0	0	0	0	1	2	2	2	2	1
Met260								1					1
Met263	0	0	0	0	0	0	0	1	2	2	2	2	2
Met754	5								1				
Met757	0	0	0	0	0	0	0	1	1	2	2	2	1
Met230	0	0	0	0	0	0	0	1	2	2	2	2	1
Met231	0	0	0	0	0	0	0	1	2	2	2	2	1
Met768	0	0	2	0	0	0	0	1	1	2	1	1	1
Sub222	0	0	0	0	0	0	0	1	2	2	2	2	2
Sub667	0	0	0	0	0	0	0	1	2	2	2	2	1
Sub679								1					
Urb524								1	2	2	2	2	1
Sub229	0	0	0	0	0	0	0	1					2
Sub673									1				2
Sub232	0	0	0	0	0	0	0	1	2	2	2	2	1
Sub655	0	0	0	0	0	0	0	1	2	2	2	2	1
Sub657	0	0	0	0	0	0	0	1	2	2	2	2	
Sub259													
Sub264													
Sub648	0	0	0	0	0	0	0		1				1
Met217								1	2	2	2	2	1
Met238	0	0	0	0	0	0	0	1	2	1	2	2	1
Met743	2	0	2	0	0	0	0	1	1			1	1
Met780													
Met789	0	0	0	0	0	0	0	1	1	2	2	2	1
Met245	0	0	0	0	0	0	0	1	2	2	2	2	1
Met784	0	0	0	0	0	0	0	1	1	2	2	2	1
Met787								1	2	2	2	2	2
Sub645	0	0	0	0	0	0	0	1	2	2	2	2	2
Sub653	0	0	0	0	0	0	0	1	2	1	2	2	1
Sub680								1	1	1		1	1
Met236	0	0	0	0	0	0	0	1	1				1
Met744								1	1		1		1
Sub215									1			1	2
Sub658								2	1	2	2	2	1
Sub665	0	0	0	0	0	0	0	1	2	2	2	2	1
Urb515	0	0	2	0	0	0	0	1	2	2	2	1	1
Sub639													
Sub663									1				1
Sub688	0	0	0	0	0	0	0	1	1	1			1
Sub231	0	0	0	0	0	0	0	2	1	2	2	2	1

NewID	O10B	O11A	O11B	O11C	O11D	O11E	O11F	O11G	O11H	O11I	O11J	O11K	O11L
Urb497	2	1	2	1	1	1	2	2	2	2	2	2	2
Urb514	1	2	2	2	2	1	2	2	2	2	2	2	2
Urb529	2			1		1	1						
Urb603		1	1	2	1	1	1	1	1	2	1	1	1
Sub218				1		1	1		1				1
Sub228				1			1		1		1		
Sub654	1	1	1	1	2	1	1	2	1	2	2	2	1
Sub687	2	2	2	2	2	2	2	2	2	2	2	2	2
Urb479				1		1	1		1		1		
Urb493		1	1	1			1		1				
Urb506				1		1	1		1		1	1	1
Urb508	1	2	2	1	1	1	1	1	2	2	2	2	2
Urb612	1	2	2	1	1	2	1	2	1	2	2	2	2
Pri251	1			1	1								
Met249	2	2	2	1	1	1	1	2	1	2	1	2	1
Met255						1							1
Met795	2	2	2	2	2	1	1	1		1	2	2	
Urb491		1	2	1	1	1	1	1	1	1	1	1	1
Urb623													
Met239	2	1	2	1	2	1	1	2	1	2	1	2	1
Met251	2	1	2	1	2	1	1	1	2	2	1	2	2
Urb482	2	2	2	1	1	1	1	1	1	2	1	2	1
Urb625	2	1	1	1		1	1	1	1	1	1	1	1
Met214						1	1						
Met224													
Met766	2	2	2	1	1	1	1	2	1	2	1	2	1
Met260				1					1				
Met263	1	1	2	2	2	2	2	2	2	2	2	2	1
Met754	1												1
Met757	2	2	2	2	2	1	2	2	2	2	2	2	1
Met230	2	1	1	1	1	1	1	1	1	1	1	1	1
Met231	2	2	2	1	1	1	2	2	2	2	2	2	2
Met768	1	2	1	1	1	1	1	2	2	2	2	2	1
Sub222	2	2	2	2	2	2	2	2	2	2	2	2	1
Sub667		2	2	1	1	1	1	2	1	2	1	2	2
Sub679				1		1							
Urb524	2			1		1	1		1				1
Sub229	2	2	2	2	1	1	2	2	2	2	2	2	2
Sub673	2			1	1	1			1	1	1	1	
Sub232	2	2	2	1	2	1	2	2	2	2	2	2	2
Sub655	2	2	2	2	2	1	2	1	1	2	2	2	2
Sub657		2	2	1	1	1	1	2	1	2	2	2	1
Sub259													
Sub264													
Sub648							1						
Met217	2	2	2	2	2	2	2	2	2	2	2	2	2
Met238		1	2	1	2	1	1	2	1	2	2	2	1
Met743	2	1	1	1	2	1	1	1	1	1	1	2	1
Met780													
Met789	1	1	1	1	1	1	1	2	1	2	2	2	1
Met245	2												
Met784	2	2	2	1	1	1	1	1	1	2	2	2	1
Met787	2			1		1	1						
Sub645	2	2	2	1	2	1	1	2	2	2	2	2	2
Sub653	2	1	2	1	1	1	1	2	1	2	1	2	1
Sub680	1	2	2	1	2	1	1	2	2	2	2	2	1
Met236		1		1		1	1						
Met744					1	1							
Sub215	2			1		1	1		1	1	1		1
Sub658	2			1		1	1		1				
Sub665	2	2	2	1	2	2	2	2	2	2	2	2	1
Urb515	2	2	2	2	2	1	1	2	2	2	2	2	1
Sub639													
Sub663				1		1	1						
Sub688	1	1	1	1	1	1	1	2	1	2	2	2	1
Sub231	2	1	1	1	2	2	2	2	1	1	2	2	2

[illegible]

[illegible]



NewID	O14G	O14H	O15A	O15B	O15C	O16	O18a	O19a	O18b	O19b	O18c	O19c	O18d
Urb497	2	2	0	0	0	8	1	1					
Urb514	2	2	0	0	0	5	1	1					
Urb529	2	2	0	0	0	5	1	1					
Urb603	2	2	0	0	0	6	2	2					
Sub218	2	2	0	0	0	6	1	1					
Sub228	2	2	0	0	0	10	1	1					
Sub654	2	2	0	0	0	4	2	2					
Sub687	2	2	0	0	0	6	1	1					
Urb479	2	2	0	0	0	6	1	1					
Urb493	2	2				3	1	1					
Urb506	2	2	0	0	0	10	1	1					
Urb508	2	2	0	0	0	8	1	1					
Urb612	2	2	0	0	0	6	1	1					
Pri251	2	2	0	0	0	6	1	1					
Met249	2	2	0	0	0	1	1	1					
Met255	2	2				9	1	1					
Met795	2	2	0	0	0	7	2	2					
Urb491	1	1	0	0	0	6	2	1					
Urb623	2	2	0	0	0	3	1	1					
Met239	2	1	0	0	0	4	2	1					
Met251	2	2	0	1	0	10	1	1					
Urb482	2	2	0	0	0	10	2	2					
Urb625	2	2	0	0	0	5	2	1					
Met214	2	2	0	0	0	5	2	2					
Met224						9	2	1					
Met766	2	2	0	0	0	3	1	1					
Met260			0			7							
Met263	2	2	0	0	0	12	2	2					
Met754						5	2						
Met757	2	2	0	0	0	6	2	2					
Met230	2	2	0	0	0	68	1	1					
Met231	2	2	0	0	0	5	1	1					
Met768	2	2	0	0	0	8	1	1					
Sub222	2	2	0	0	0	12	1	1					
Sub667	2	2	0	0	0	17	1	1					
Sub679						6	1	2					
Urb524	2	2	0			5	1	1					
Sub229	2	2	0	0	0	7	2	2					
Sub673	2	2				12	1	1					
Sub232	2	2	0	0	0	7	1	1					
Sub655	2	2	0	0	0	4							
Sub657	2	2	0	0	0	5	1	1					
Sub259	2	1	0	0	0	6	1	1					
Sub264	2	2	0	0	0	3	1	1					
Sub648	2	2	0	0	0	5	1	1					
Met217	2	2	0	0	0	12	1	1					
Met238	2	2	0	0	0	4	1	1					
Met743	2	2	0	1	0	8	1	1					
Met780						8	1	1					
Met789	2	2	0	0	0	19	2	1					
Met245	2	2	0	0	0	1	1	1					
Met784	2	2	0	0	0	8	1	1					
Met787			0	0	0	5							
Sub645	2	2	0	0	0	12	1	1					
Sub653	2	2	0	0	0	4	1	1					
Sub680	2	2	0	0	0	3	1	2					
Met236	2	2	0	0	0	4	2	2					
Met744						4		1					
Sub215	2	2				5	1	1					
Sub658													
Sub665	2	2	0	0	0	10	1	1					
Urb515	1	2	0	0	0	8	1	1					
Sub639	2	2	0	0	0	4	1	1					
Sub663	2	2	0	0	0	8							
Sub688	2	2	0	0	0	5	1	1					
Sub231	2	2	0	0	0	5	1	1					

NewID	O19d	O18e	O19e	O18f	O19f	O18g	O19g	O18h	O19h	O20	O21	O22A	O22B
Urb497										2		4	2
Urb514										2	27	4	2
Urb529										1	3	3	2
Urb603										1		5	3
Sub218										1	3	4	3
Sub228										1	8	2	4
Sub654										2	12	4	4
Sub687										2		4	3
Urb479										1	3	4	2
Urb493										2	8	3	2
Urb506										1	3	2	2
Urb508										1		3	3
Urb612										1	8	3	4
Pri251										1	3	1	2
Met249										1	17	3	1
Met255										2			1
Met795										1	6	1	4
Urb491										1	13	4	3
Urb623										1		1	2
Met239										1	6	4	3
Met251										1		3	3
Urb482										1	6	4	4
Urb625										2		3	3
Met214										1		3	3
Met224										4			
Met766										1	8	4	2
Met260												3	3
Met263										1	12	5	3
Met754											12	1	1
Met757										1	12	5	5
Met230										4	5	3	4
Met231										4		2	3
Met768										1	3	4	2
Sub222										1	12	2	2
Sub667										4	3	3	3
Sub679										2			
Urb524										1	12		
Sub229										2	21	4	3
Sub673										2	8	2	4
Sub232										2	3	2	2
Sub655										4	8	2	3
Sub657										2	8	3	1
Sub259										2	27	3	2
Sub264										1		3	1
Sub648										2		4	4
Met217										1		3	4
Met238										1	3	4	2
Met743										1	6	3	1
Met780										3	27		
Met789										2	27	2	4
Met245										2		4	4
Met784										2	8	2	4
Met787										2	6	3	4
Sub645										3	3	3	4
Sub653										2	20	3	2
Sub680										2	3	1	4
Met236										3		3	4
Met744										1	4	3	3
Sub215										1	3	4	
Sub658										1	3		
Sub665										3	20	4	1
Urb515										2	27	2	2
Sub639										4	3	2	2
Sub663										2	3	4	3
Sub688										3		4	3
Sub231										2	8	2	1

NewID	O22D	O22E	O22F	O22G	O22H	O22I	O22J	O22K	O22L	O22M	O23A	O23B	O23C
Urb497	5	4	3	3	2	4	4	4	4	2	4	4	2
Urb514	4	4	3	3	3	3	3	3	3	3	4	1	2
Urb529	4	3	3	2	3	2	3	3	3	4	3	3	3
Urb603	2	3	5	4	5	3	3	4	3	2	3	4	4
Sub218	5	3	3	3	2	3	3	3	3	4	4	4	2
Sub228	4	4	3	2	4	3	4	2	2	4	4	4	2
Sub654	4	4	3	4	1	3	3	4	4	1	2	4	4
Sub687	3	3	3	3	3	3	3	3	3	3	4	4	4
Urb479	5	5	4	1	1	3	3	2	3	2	5	5	4
Urb493	4	4	3	4	5	4	4	2	4	4	2	4	4
Urb506	5	5	5	1	5	1	3	2	3	1	4	5	4
Urb508	5	4	3	5	4	4	4	4	4	4	2	3	2
Urb612	5	4	3	4	4	4	4	3	3	4	5	2	3
Pri251	4	4	4	3	5	2	2	2	2	5	3	5	2
Met249	5	5	5	3	4	3	3	1	1	5	2	4	3
Met255	4	4	4	2	2	3	4	2	4	3	4	4	4
Met795	4	4	5	2	4	3	2	2	3	5	2	4	4
Urb491	5	5	5	2	2	4	4	4	4	5	4	4	4
Urb623	2	5	4	1	3	2	2	2	2	5	3	4	2
Met239	3	4	3	2	2	2	4	4	4	3	2	4	3
Met251	5	3	3	3	3	3	3	4	3	2	4	4	2
Urb482	5	5	3	5	3	4	2	3	2	4	5	3	2
Urb625	4	3	3	3	2	3	3	3	3	3			
Met214	3	3	4	3	4	4	4	4	4	4	3	4	4
Met224													
Met766	3	5	3	1	5	4	3	2	3	5	3	5	5
Met260	4	4	4	2	2	2	2	3	4	2	4	5	1
Met263	3	3	3	3	1	4	3	3	3	1	5	2	4
Met754	1	1	1	1	1	1	1	1	1	1	4	1	2
Met757	5	5	2	4	2	5	5	5	5	5	5	5	4
Met230	4	3	3	3	2	3	3	3	3	2	4	3	2
Met231	4	3	3	3	3	3	3	3	3	4	4	4	3
Met768	4	3	3	3	3	2	3	3	3	4	4	4	3
Sub222	4	4	4	4	2	2	2	2	2	2	4	4	4
Sub667	3	3	3	3	3	3	3	3	3	3	4	2	2
Sub679													
Urb524													
Sub229	4	3	3	4	1	5	3	3	4	1	5	1	2
Sub673	4	4	4	3	4	3	4	2	3	4	3	4	4
Sub232	5	5	2	1	2	2	3	2	3	2	4	5	2
Sub655	3	3	3	3	3	3	3	2	3	4	4	3	3
Sub657	5	5	4	2	4	4	4	3	4	4	5	4	2
Sub259	3	5	4	2	3	2	3	3	3	3	3	4	4
Sub264	5	1	4	4	4	3	4	4	4	3			
Sub648	4	3	3	4	4	4	4	4	4	4	4	3	3
Met217	4	5	3	2	2	5	5	5	5	1	4	2	3
Met238	5	3	2	1	1	4	3	4	3	1	5	2	4
Met743	5	5	4	3	2	2	4	4	4	5	1	5	2
Met780											4	4	2
Met789	3	4	5	2	4	3	3	2	3	4	4	4	4
Met245	3	3	2	3	3	3	3	3	3	3	4	3	3
Met784	4	4	4	2	3	2	2	2	2	4	4	2	2
Met787	5	5	4	1	3	3					5	2	1
Sub645	4	3	3	4	2	4	4	3	3	3	4	3	3
Sub653	4	5	4	3	3	2	3	4	3	5	3	4	4
Sub680	4	2	5	5	3	2	2	1	1	3	4	3	4
Met236	3	3	4	3	4	3	3	3	3	4	4	4	3
Met744	4	2	2	1	5	4	4	4	4	5	4	2	3
Sub215	4	2	3	1	1	4	3	2	3	1	2	4	2
Sub658													
Sub665	4	5	3	4	2	4	4	4	4	3	2	4	4
Urb515	5	2	5	2	4	2	2	3	3	5	3	4	4
Sub639	4	4	3	3	2	3	3	3	3	3	2	2	4
Sub663	5	4	3	4	2	4	4	2	4	2	1	3	4
Sub688	4	3	2	3	3	4	4	4	4	2	4	4	3
Sub231	4	4	5	2	4	2	3	2	4	4	3	4	3

NewID	Q23D	Q23E	Q23F	Q23G	Q23H	Q23I	Q23J	Q23K	Q23L	Q23M	Q23N	Q23O	Q23P
Urb497	1	4	4	2	2	2	4	4	4		3	2	2
Urb514	2	2	5	1	3	2	2	4	5	4	3	3	2
Urb529	1	2	5	2	3	1	3	2	5	4	3	1	3
Urb603	3	4	3	2	3	5	2	4	3	3	4	5	3
Sub218	1	5	5	5	4	1	3	2	4	4	3	3	4
Sub228	4	4	4	2	2	4	2	4	4	2	4	4	2
Sub654	2	4	3	2	4	4	2	2	4	2	4	4	3
Sub687	3	4	4	4	5	4	5	2	3	3	3	3	4
Urb479	1	4	5	1	5	1	5	5	5	4	3	1	4
Urb493	2	5	4	4	4	2	3	1	4	4	4	4	4
Urb506	1	5	5	4	5	1	5	2	5	5	4	5	4
Urb508	2	5	4	4	3	2	2	3	4	4	4	4	2
Urb612	1	2	3	1	3	3	2	2	4	2	3	2	2
Pri251	1	5	5	4	5	1	5	3	5	5	5	1	4
Met249	2	5	5	4	5	5	5	3	5	5	5	3	5
Met255	3	3	2	3	3	4	4	3	3	2	3	3	3
Met795	3	3	2	4	2	5	4	3	2	3	4	3	3
Urb491	1	4	4	1	4	3	4	4	4	3	3	3	4
Urb623	2	2	3	4	2	5	5	3	4	2	3	2	3
Met239	2	4	4	4	3	4	4	3	4	4	3	3	4
Met251	1	4	5	1	5	1	2	3	5	5	5	1	3
Urb482	5	3	5	3	3	5	3	5	3	4	3	2	5
Urb625													
Met214	2	3	2	2	4	4	3	3	2	4	3	3	4
Met224													
Met766	1	4	2	3	5	4	5	2	4	5	4	4	3
Met260	1	4	4	3	4	1	4	2	5	4	4	4	4
Met263	4	5	3	2	3	4	4	4	2	3	3	4	4
Met754	1	1	3	1	5	5	1	3	3	1	1	1	3
Met757	4	5	1	5	5	4	5	5	3	5	4	4	5
Met230	2	3	4	2	2	1	2	3	4	2	2	2	2
Met231	2	4	4	3	4	2	4	3	4	3	3	3	3
Met768	2	4	4	2	4	3	4	3	4	3	3	3	3
Sub222	2	2	4	2	4	2	4	4	4	2	2	2	2
Sub667	1	4	4	4	2	1	1	3	4	2	2	2	3
Sub679													
Urb524													
Sub229	1	3	5	1	4	1	2	5	5	3	3	2	3
Sub673	2	3	4	3	4	2	3	3	4	4	4	3	3
Sub232	1	5	5	4	2	1	5	1	5	2	5	1	2
Sub655	4	4	3	4	2	4	2	2	2	3	3	3	4
Sub657	1	1	5	2	3	3	4	4	4	3	4	2	1
Sub259	2	5	5	4	4	1	4	3	5	4	4	2	4
Sub264													
Sub648	3	4	4	2	3	4	2	4	4	4	4	4	3
Met217	1	5	5	1	5	1	4	4	4	4	3	3	2
Met238	1	4	4	1	4	2	4	3	4	4	4	3	2
Met743	2	5	5	5	5	3	5	1	1	4	4	3	5
Met780	1	3	5	3	3	1	3	3	5	1	2	1	2
Met789	3	4	4	3	4	2	3	3	4	3	3	4	5
Met245	2	3	3	2	4	2	2	2	4	3	4	2	2
Met784	2	2	3	4	3	2	4	2	4	2	3	2	3
Met787	1	5	5	5	1	1	1	5	5	1	5	1	3
Sub645	2	4	4	3	2	1	3	3	4	2	3	4	4
Sub653	3	4	5	5	4	4	4	2	4	2	5	4	4
Sub680	2	5	5	4	4	2	2	4	5	3	4	4	2
Met236	3	3	3	4	4	3	3	3	3	3	4	4	3
Met744	2	2	4	2	2	1	2	4	5	2	5	1	4
Sub215	1	4	4	1	4	1	4	1	4	4	4	1	4
Sub658													
Sub665	2	5	4	3	4	3	5	3	4	3	4	3	4
Urb515	1	4	4	2	3	3	2	3	4	2	4	2	2
Sub639	2	4	4	2	2	1	2	2	5	2	4	1	4
Sub663	1	5	5	5	4	1	3	1	4	3	5	4	5
Sub688	2	5	4	5	4	2	4	3	4	4	4	3	5
Sub231	1	4	5	3	4	1	3	1	5	4	4	3	4

NewID	O24A	O24B	O24C	O24D	O24E	O24F	O24G	O24H	O24I	O24J	O24K	O24L
Urb497	10	0	0	0	0	0	0	0	0	0	0	0
Urb514	20	0	0	1	20	20	0	0	4	0	0	2
Urb529	5	5	10	0	1	0	0	0	0	0	0	10
Urb603	30	0	0	0	2	0	0	0	0	0	0	0
Sub218	20	0	0	1	30	0	1	0	1	0	0	1
Sub228	6	0	0	0	3	0	0	0	0	0	0	10
Sub654	35	0	10	15	20	10	0	0	2	0	0	0
Sub687	1	0	0	0	0	0	0	0	0	0	0	90
Urb479	30	0	0	0	15	0	0	0	10	7	0	0
Urb493	10		3		20						5	30
Urb506	13	2	3	5	10		5		10			2
Urb508	5	0	3	0	2	2	5	2	1	5	1	25
Urb612	7	0	0	0	5	0	0	2	3	3	0	5
Pri251	20		10				5					
Met249	55	5	5	10	13	0	20	15	5	1	3	30
Met255					12							
Met795	3	0	2	0	0	0	0	0	0	0	0	0
Urb491	110	0	0	0	20	10	0	30	0	0	0	10
Urb623	50	0	30	0	0	0	0	0	0	0	0	0
Met239	50	0	0	0	0	0	0	0	0	20	0	15
Met251	150	6	6	0	1		0	0	0	0		20
Urb482	15	0	0	0	2	0	0	0	0	0	0	60
Urb625												
Met214	30	3	0	0	30	0	5	0	0	0	0	15
Met224	0	0	0	0	0	0	0	0	0	0	0	90
Met766	25	0	0	1	20	7	0	0	0	0	0	5
Met260	40	0	0	0	0	0	0	0	0	0	0	80
Met263	45	0	0	0	0	0	0	0	0	0	0	0
Met754	35											
Met757	40	0	0	0	0	0	0	0	0	0	0	0
Met230	1	0	0	0	0	0	0	0	0	0	0	0
Met231	3	0	0	1	1	0	0	0	0	3	1	10
Met768	40	10	0	0	3	0	0	0	2	2	3	4
Sub222	7	0	0	0	0	0	0	0	0	0	0	0
Sub667	7	0	4	0	7	0	3	0	0	3	0	4
Sub679					1				4			6
Urb524												
Sub229	12	0	0	0	2	0	3	0	0	0	2	14
Sub673	15											
Sub232	2	0	0	0	0	1	5	0	0	0	0	0
Sub655	1	0	0	0	0	0	0	0	0	0	1	25
Sub657	7	0	0	0	0	0	10	0	0	0	1	20
Sub259	3	0	0	0	1	1	0	0	0	0	1	1
Sub264												
Sub648	5	0	25	10	5	0	0	0	0	0	0	5
Met217	4	0	0	0	0	1	2	0	3	0	0	10
Met238	60	0	0	1	0	0	0	0	10	5	0	0
Met743	75	4	0	0	38	2	0	0	0	0	0	20
Met780	0	0	0	0	0	0	0	0	0	0	0	0
Met789	200	0	0	75	30	0	0	0	0	0	0	3
Met245	3	0	0	3	0	0	0	0	0	3	3	3
Met784	10	0	0	0	0	2	0	0	0	0	0	0
Met787	16	0	10	2	0	0	14	0	0	14	5	10
Sub645	5	0	0	0	6	3	0	0	0	0	0	0
Sub653	15	0	0	4	10	30	29	30	20	0	10	5
Sub680	30	1	10	1	20	0	5	0	10	10	5	30
Met236	4	0	0	0	0	0	0	0	0	0	0	0
Met744	15				15		15	15	10			45
Sub215	100	25	0	0	0	5	0	0	0	0	0	0
Sub658												
Sub665	15	0	0	0	0	10	45	0	0	0	0	0
Urb515	62	4	0	0	12	0	0	0	0	0	0	0
Sub639	2	0	4	0	2	0	5	0	1	6	0	0
Sub663	10	0	0	0	0	5	0	0	0	0	0	0
Sub688	7	0	2	1	3	0	0	0	1	0	1	2
Sub231	10	0	0	2	3	0	0	0	0	10	0	10

NewID	Q24M	Q25A	Q25B	Q25C	Q25D	Q25E	Q25F	Q25G	Q25H	Q26A	Q26B	Q26C
Urb497	0	10	10	0	30	0	0	50	300	0	0	10
Urb514	25	50	100	0	1	10	10	0	100	0	10	50
Urb529	0	0	0	0	0	0	0	0	60	0	0	0
Urb603	0	0	60	0	0	0	5	0	50	0	35	20
Sub218	1	0	0	0	60	0	0	0	0	0	0	0
Sub228	9	0	0	0	0	0	15	0	250	40	15	10
Sub654	0	10	0	5	40	0	0	60	365	0	15	15
Sub687	0	0	0	0	0	0	0	0	365	0	4	1
Urb479	10	0	0	0	2	0	2	0	150	40	10	0
Urb493			30		30		10		365	30		
Urb506		5			5				200			10
Urb508	3	10	20	0	5	0	5	20	170	25	50	50
Urb612	0	0	2	0	0	0	5	0	300	2	10	15
Pri251	5	0	5	0	10	0	0	0	365	5	5	0
Met249	10	0	0	0	5	0	0	0	365	2	0	0
Met255								25				
Met795	0	0	30	0	0	0	0	365	365	0		
Urb491	20	0	10	0	0	0	10	20	20	0	10	0
Urb623	0	0	0	0	10	0	0	0	150	5	0	0
Met239	0	0	0	0	0	0	0	0	365	0	30	0
Met251	0	0	0	0	0	0	0			0	0	24
Urb482	2	0	60	0	0	0	0	0	60	0	10	6
Urb625												
Met214	10	0	90	0	0	0	5	10	60	0	5	15
Met224	10	3	0	0	30	20	10	365	365	0	10	90
Met766	3	3	20	0	3	2	1	7	125	35	3	0
Met260	0	0	0	0	0	0	100	40	280	0	40	0
Met263	40	0	0	0	0	0	0	0	60	0	0	0
Met754										50		
Met757	0	0	0	0	0	0	0	0	250	0	0	0
Met230	0	0	10	0	0	0	6	0	365	6	6	12
Met231	1	0	1	0	0	0	10	0	10	3	10	20
Met768	0	0	0	0	5	0	0	0	0	1	0	0
Sub222	0	0	0	0	0	0	0	0	0	0	0	0
Sub667	2	0	0	0	0	0	3	0	100	0	2	35
Sub679	5											
Urb524												
Sub229	3	0	0	0	0	0	20	0	100	0	6	14
Sub673												
Sub232	3	0	0	0	0	0	1	0	300	0	3	0
Sub655	0	0	35	22	0	0	7	0	360	0	6	20
Sub657	10	10	12	0	20	0	1	0	50	1	40	40
Sub259	1	0	0	0	0	2	2	0	365	0	0	0
Sub264												
Sub648	0	0	0	0	5	0	0	5	50	5	20	0
Met217	15	90	0	0	0	15	10	190	364	0	10	30
Met238	0	0	0	0	5	0	5	5	200	15	30	0
Met743	25	0	25	0	10	0	4	0	30	0	5	0
Met780	0	0	0	0	0	20	5	0	365	0	0	0
Met789	0	0	30	0	0	3	0	0	365	0	10	0
Met245	3	0	10	3	0	0	10	3	20	0	20	20
Met784	0	10	25	5	0	20	2	0	365	0	5	30
Met787	5	0	0	0	0	0	0	0	180	90	3	100
Sub645	5	10	20	0	5	0	2	0	365	0	5	20
Sub653	30	35	40	0	10	20	10	8	60	0	5	2
Sub680	15	0	10	0	20	0	5	0	3	0	0	30
Met236	0	0	50	0			10	50		0	5	5
Met744										3		65
Sub215	5	5	0	0	0	0	2	0	365	0	4	20
Sub658												
Sub665	0	5	10	0	5	0	5	0	200	40	0	0
Urb515	0	0	0	0	0	0	4	0	365	0	8	0
Sub639	2	0	0	0	5	0	1	0	365	10	50	25
Sub663	5	2	0	0	0	0	5	0	365	0	30	5
Sub688	1	2	120	0	30	10	20	0	365	30	2	10
Sub231	0	0	0	0	25	0	6	5	300	168	3	2

NewID	Q26D	Q26E	Q26F	Q27	Q27O	Q28	Q29A	Q29B	Q29C	Q29D	Q29E	Q30
Urb497	0	0	0	2		1	1					3
Urb514	0	0	200	1		1			1			7
Urb529	0	0	8	1	1	0	1					2
Urb603	0	0	0	1		1			1			2
Sub218	0	0	0	3		3	1					4
Sub228	0	40	120	2		1		1				5
Sub654	0	0	0	2		1	1					4
Sub687	7	0	365	2		1	1					3
Urb479	0	0	200	1	2	2	1					5
Urb493		30	150	4			1					4
Urb506				2		0	1					3
Urb508	5	25	200	3		2	1					5
Urb612	10	20	30	1		0					1	5
Pri251	0	5	150	1	1	0	1					5
Met249	0	0	5	3		0	1					1
Met255				1		1	1					2
Met795	0	0	30			3	1					
Urb491	0	0	15	2		2	1					2
Urb623	0	0	0				1					1
Met239	0	20	0	2		1	1					3
Met251	0	0	20	2		3			1			5
Urb482	0	0	0	3		3	1					2
Urb625												
Met214	0	0	90	2			1					2
Met224	50	50	200	2		0	1					3
Met766	0	1	6	1		1	1					3
Met260	0	0	50	2		1	1					2
Met263	0	0	0	0	1		1					1
Met754				2		1						
Met757	0	0	60	0			1					6
Met230	0	6	20	1		1			1			7
Met231	1	10	10	7		4	1					7
Met768	0	0	0	1	3	1	1					3
Sub222	0	0	0	2		0			1			2
Sub667	0	0	15	4		3	1					5
Sub679							1					6
Urb524												
Sub229	3	0	30	5		4	1					4
Sub673					1		1					4
Sub232	0	0	80		1		1					5
Sub655	0	0	85	3		3	1					7
Sub657	10	0	100	3		3	1					4
Sub259	0	2	10	1		1				1		4
Sub264												
Sub648	15	0	40	1		1	1					
Met217	0	0	180	1		1	1					3
Met238	50	1	20	1		1	1					3
Met743	0	5	104	1		1	1					4
Met780	0	0	0	1		0			1			5
Met789	0	0	30	1	5	5	1					3
Met245	0	0	20	3		3	1					6
Met784	0	0	25	2		1			1			2
Met787	0	90	100	1	5	4	1					6
Sub645	0	0	60	4		1	1					5
Sub653	0	2	105	2		0	1					5
Sub680	0	10	365	4		4	1					3
Met236	0	10	20	2		0			1			3
Met744				1	4	4	1					5
Sub215	0	0	0	1		1	1					5
Sub658				1	2	2	1					5
Sub665	0	0	200	1	1	0	1					5
Urb515	0	0	0	3		3	1					3
Sub639	6	10	30	1		0	1					5
Sub663	0	0	100	1	1	0	1					6
Sub688	0	0	0	4		1	1					5
Sub231	0	108	0	1		1			1			5

NewID	Q31	Q32	Q33
Urb497	68005	1967	6
Urb514	68005	1950	6
Urb529	68005	1973	7
Urb603	68005	1959	
Sub218	68022	1971	9
Sub228	68022	1957	9
Sub654	68022	1963	8
Sub687	68022	1992	7
Urb479	68046	1972	8
Urb493	68046	1977	9
Urb506	68046	1987	8
Urb508	68046	1965	11
Urb612	68046	1998	1
Pri251	68102	1989	8
Met249	68104	1997	4
Met255	68104	1966	
Met795	68104	1968	
Urb491	68105	1996	4
Urb623	68105	1969	5
Met239	68106	1977	4
Met251	68106	1988	7
Urb482	68107	1967	6
Urb625	68107	1948	4
Met214	68108	1963	7
Met224	68111	1984	7
Met766	68111	1959	5
Met260	68112	1986	4
Met263	68112	1958	3
Met754	68112	1952	
Met757	68112	1960	6
Met230	68114	1951	11
Met231	68114	1975	10
Met768	68114	1979	6
Sub222	68116	1955	7
Sub667	68116	1982	5
Sub679	68116	1982	
Urb524	68117	1976	
Sub229	68118	1970	
Sub673	68118	1960	6
Sub232	68123	1977	6
Sub655	68123	1975	8
Sub657	68123	1975	8
Sub259	68124	1990	4
Sub264	68124	1958	7
Sub648	68124	1993	7
Met217	68127	1986	4
Met238	68127	1991	7
Met743	68127	1957	6
Met780	68127	1952	4
Met789	68127	1992	5
Met245	68128	1964	
Met784	68128	1958	3
Met787	68128	1975	9
Sub645	68130	1971	9
Sub653	68130	1964	7
Sub680	68130	1987	8
Met236	68132	1951	7
Met744	68132	1974	
Sub215	68133	1965	6
Sub658	68133	1989	8
Sub665	68133	1960	8
Urb515	68134	1980	8
Sub639	68135	1973	11
Sub663	68135	1964	10
Sub688	68135	1988	8
Sub231	68136	1952	7



NewID	Mode	O1A	O1B	O2A	O2B	O2C	O2D	O2E	O2F	O2G	O2H	O2I	O2J	O2K
Sub666	2	1	4		1					1	1			
Sub246	1	10							1	1	1			
Sub250	1	30					1	1	1	1	1	1	1	
Met227	1	1	1											
Met776	2	1	165			1	1	1	1	1	1	1	1	1
Urb480	2	1					1	1	1	1	1	1	1	
Urb500	1	1							1					
Urb507	2	1	15	1				1	1	1	1	1		
Urb617	1	25						1	1	1	1			
Urb525	1	6						1	1	1		1		
Urb597	1							1	1	1	1	1		
Urb616	1	30				1	1	1	1	1	1	1		
Urb495	2	1	20				1	1	1	1	1	1	1	
Pri249	1	15						1	1	1	1	1		
Pri252	1	39		1		1	1	1	1	1	1	1	1	
Pri255	1	20						1	1			1	1	
Pri280	1	2							1	1				
Pri282	2	1	4						1					
Pri283	2	1	50				1	1	1	1	1	1	1	
Pri285	2	1	30					1	1	1	1	1	1	
Pri287	2	1	30				1	1	1	1	1	1		
Pri569	1	10				1	1	1					1	
Pri581	1	10							1	1	1	1	1	
Pri591	1	10						1	1	1	1			
Pri594	1	4								1				
Pri595	1	40		1	1	1	1	1	1	1	1	1	1	1
Pri598	1	30					1	1	1			1	1	
Pri604	1	6					1	1	1			1	1	
Pri605	1	8					1	1	1	1	1			
Pri612	1	21						1	1	1	1	1	1	
Pri615	1	2								1	1			
Pri616	1	2							1	1				
Pri618	1	7					1	1						
Pri622	1	25						1	1	1	1	1		
Sub649	1	9						1	1			1		
Sub659	1	10					1	1	1	1				
Urb163	1	10					1	1	1	1	1			
Urb179	1	20							1	1	1			
Sub395	1	25						1	1	1	1	1		
Sub414	1	20					1	1	1	1	1	1	1	
Sub540	2	1	5							1				
Sub553	2	1	25				1	1	1	1	1	1		
Sub575	1	40							1	1	1	1	1	
Urb372	1	2					1							
Urb376	1	52		1	1	1	1	1	1	1	1	1	1	1
Urb389	2	1	50			1	1	1	1	1	1	1	1	
Urb416	2	1	60		1	1	1	1	1	1	1	1	1	1
Urb418	1	12												

NewID	O2L	O3	O4A	O4B	O4C	O5	O6A	O6B	O6C	O6D	O6E	O6F	O6G
Sub666		2		2	2	2							
Sub246		1	1	2	7	2							
Sub250			30			1							
Met227													
Met776		1				2	0	0	0	0	0	0	0
Urb480		2				1							
Urb500		2	0	1	0	2	0	0	0	0	0	0	0
Urb507		2	2	1	12	1							
Urb617		2	25	0	0	2	0	0	0	0	0	0	0
Urb525		2	0	6	0	2	0	0	0	0	0	0	0
Urb597				60		1							
Urb616		2	20	10		2	0	0	0	0	0	0	0
Urb495		2				2							
Pri249			5	10		2							
Pri252	1	1	0	16	23	2	0	0	0	0	0	0	0
Pri255		2	0	0	20	1							
Pri280		2		2		2							
Pri282						1	0	0	0	0	0	0	0
Pri283		1	20	30	10	2	0	0	0	0	0	0	0
Pri285		2	25	5		1	0	2	0	0	0	0	0
Pri287		1	20	8	2	2		1		4			
Pri569		2	8	2	0	2	0	0	0	0	0	0	0
Pri581		2	0	10	7	1	0	0	0	0	0	0	0
Pri591		2	2	8		2	0	0	0	0	0	0	0
Pri594		1	0	4	0	1							
Pri595	1		30	10		1							
Pri598			25	5		2							
Pri604		1	0	6	0	2	0	0	0	0	0	0	0
Pri605		2	8			2				2			
Pri612		1	15	6		2							
Pri615		2	1		1	1	0	0	0	0	0	0	0
Pri616		2	1	1		2	0	0	0	0	0	0	0
Pri618		2	4		3	1	0	0	0	0	0	0	0
Pri622			25			2	25						
Sub649			0	9	0	2	0	0	0	0	0	0	0
Sub659		3	4	6		1	1						
Urb163		2	2	8	0	2	0	0	0	0	0	0	0
Urb179		2	19	1		2		4	2				
Sub395		2	24	1	1		0	0	0	0	0	0	3
Sub414			19	1	2	1	2						
Sub540		1		5		2	0	0	0	0	0	0	0
Sub553		1	15	5		1				5			
Sub575		1	8	32		1	0	0	0	0	0	0	0
Urb372		1		2		2	0	0	0	0	0	0	0
Urb376	1	1	25		27	1	0	0	0	0	0	0	0
Urb389		1	50	0	0	2							
Urb416		2	30	10	20	2	0	0	5	0	0	0	0
Urb418		1	5	5	2	2						5	
Pri356		2		50		1	0	0	0	0	0	0	0
Met171		2	22	10	0	1	1	2	0	0	0	0	0
Met176		2	20	10		1							
Met182		2	8	2		1							
Met210		2	16	7		1	0	2	0	0	1	0	0
Met562		2	5		15	2							
Met570		1	1	6		2							
Urb160		2	4	20	10	1							
Urb203		2	5	8	2	2	0	1	0	0	0	0	0
Urb373		1		15		1							
Met180													
Met188		1	3	0	2	1	0	0	0	0	0	0	0
Met535		3	0	5	0	1							
Met541		2	3	3	15	1	0	0	1	0	0	0	0
Met543		2	8	30	2	2	0	0	0	0	0	0	0
Met573		2	10			1							
Urb188													
Urb178		1	75			2	0	0	70	0	0	0	0

NewID	O6H	O6I	O6J	O6K	O6L	O6M	O6N	O6O	O6P	O6Q	O6R	O6S
Sub666												
Sub246												
Sub250			2		1				1	15		
Met227												
Met776	0	0	0	0	0	0	0	0	5	0	0	5
Urb480												
Urb500	0	0	0	0	0	0	0	0	0	0	0	0
Urb507												
Urb617	0	0	0	0	0	0	0	0	0	0	0	0
Urb525	0	0	0	0	0	0	0	0	0	0	0	0
Urb597												
Urb616	0	10	0	0	0	0	0	0	0	0	1	0
Urb495												
Pri249												
Pri252	0	0	0	0	0	0	0	0	0	0	0	0
Pri255												
Pri280												
Pri282	0	0	0	0	0	0	0	0	0	0	0	0
Pri283	0	0	0	0	4	0	0	0	0	0	2	0
Pri285	0	0	0	0	20	1	0	2	0	0	1	0
Pri287			2		1				10	8		
Pri569	0	0	0	0	0	0	0	0	0	0	0	0
Pri581	0	0	0	0	0	0	0	0	0	0	0	0
Pri591	0	0	0	0	0	0	0	0	0	0	0	0
Pri594												
Pri595		10	20						2		6	
Pri598								5	1			
Pri604	0	0	0	0	0	0	0	0	0	0	0	0
Pri605				6								
Pri612									4			
Pri615	0	0	0	0	0	0	0	0	1	0	0	0
Pri616	0	0	1	0	0	0	0	0	0	0	0	0
Pri618	0	0	0	0	0	0	0	0	2	0	0	0
Pri622												
Sub649	0	0	0	0	0	0	1	1	0	0	0	0
Sub659									2			
Urb163	0	0	0	0	0	0	0	0	1	0	2	0
Urb179		3							1		10	
Sub395	0	0	15	0	5	0	0	0	2	0	1	0
Sub414			15		1	1			1			
Sub540	0	0	0	0	0	0	0	0	0	0	0	0
Sub553			11									
Sub575	0	0	0	0	0	0	0	0	8	0	0	0
Urb372	0	0	0	0	0	0	0	0	0	0	2	0
Urb376	0	10	0	0	5	0	0	5	0	0	2	
Urb389					5				10		35	
Urb416	0	0	0	0	1	0	0	3	0	0	0	0
Urb418												
Pri356	0	0	0	0	0	0	0	0	0	0	0	0
Met171	0	0	0	0	0	0	0	0	2	1	2	0
Met176									5			
Met182									1		3	
Met210	0	0	0	0	1	0	0	0	4	0	0	0
Met562									3			
Met570												
Urb160												
Urb203	0	0	0	0	0	0	0	0	3	0	0	0
Urb373												
Met180												
Met188	0	0	0	0	3	0	0	0	0	0	0	0
Met535												
Met541	0	0	0	0	1	0	0	0	0	0	1	0
Met543	0	0	0	0	0	0	0	0	0	0	0	0
Met573									7			
Urb188												
Urb178	0	0	0	0	0	0	0	0	3	0	0	0

[illegible]

[illegible]

NewID	O8F	O8G	O8H	O8I	O8J	O8K	O8L	O9A	O9B	O9C	O9D	O9E	O10A
Sub666	0	0	0	0	0	0	0	2	1	2	2	2	1
Sub246								2	1	2	2	2	2
Sub250	0	0	0	0	0	0	0	1					1
Met227													
Met776	0	0	50	0	0	0	0	1	1	2	2	2	1
Urb480								1	1				1
Urb500	0	0	0	0	0	0	0	2	1	2	2	2	1
Urb507													
Urb617	0	0	0	0	0	0	0	1	2	2	2	2	1
Urb525	0	0	0	0	0	0	0	1	2	1	2	2	1
Urb597													
Urb616	0	0	1	0	0	0	0	1	2	2	2	2	1
Urb495								1			1		
Pri249			5					1					
Pri252	0	0	0	0	0	16	0	1					2
Pri255													
Pri280								1	2	2	2	2	1
Pri282	0	0	0	0	0	0	0	2	2	2	2	2	2
Pri283	0	0	0	0	0	0	0	2	1	2	2	2	1
Pri285								1	1				1
Pri287								1					1
Pri569	0	0	0	0	0	0	0	1	2	2	2	2	1
Pri581	0	0	2	0	0	0	0	1	1	2	2	2	1
Pri591	0	0	4	0	0	0	0	1	2	2	2	2	2
Pri594								1					1
Pri595								1	2	2	2	1	1
Pri598								1	1				1
Pri604	0	0	0	0	0	0	0	1	2	2	2	2	2
Pri605													
Pri612							2	1					1
Pri615	0	0	0	0	0	0	0	1					1
Pri616	0	0	1	0	0	0	0	1	1	1			1
Pri618	0	0	0	0	0	0	0	1	2	2	2	2	1
Pri622								1	1				
Sub649	0	0	1	0	0	0	0	1					1
Sub659								1	1				1
Urb163	0	0	0	0	0	0	0	1	2	2	2	2	1
Urb179								1					1
Sub395	0	0	0	0	0	0	0	1	2	1	2	2	1
Sub414								1		1			1
Sub540	0	0	0	0	0	0	0	1	2	2	2	2	1
Sub553								1	1	1			1
Sub575	0	0	0	0	0	0	0	1	1	2	2	2	1
Urb372	0	0	0	0	0	0	0	1	2	2	2	2	1
Urb376	0	0	0	0	0	0	0	1	1	1	2	1	1
Urb389								1	2	2	2	2	1
Urb416	0	0	0	0	0	0	0	1	1	2	2	2	1
Urb418								1					1
Pri356	0	0	0	0	0	0	1	1	1	2	2	2	1
Met171	0	0	5	0	0	0	1	1	2	2	2	2	1
Met176			5					1	2	2	2	2	1
Met182								1	1				1
Met210			2					1	1	1			1
Met562								1	1				1
Met570								1	1				1
Urb160			6		3			1	1	2	2	2	1
Urb203	0	6	0	0	0	0	0	1	2	1	2	2	1
Urb373								1					1
Met180													
Met188	0	0	0	0	0	0	0	1	2	2	2	2	1
Met535													
Met541	0	0	0	0	0	0	0	1	1	2	2	2	1
Met543	0	0	0	0	0	0	0	1	2	2	2	2	2
Met573								1				1	1
Urb188													
Urb178	0	0	0	0	0	0	0	1	2	2	2	2	1

NewID	O10B	O11A	O11B	O11C	O11D	O11E	O11F	O11G	O11H	O11I	O11J	O11K	O11L
Sub666	2	2	2	2	2	2	2	2	1	2	2	2	2
Sub246	2	2	2	1	1	2	1	2	1	2	2	2	1
Sub250				1	1								1
Met227													
Met776	1	2	2	1	1	1	1	2	1	1	1	1	1
Urb480							1		1				1
Urb500	2	2	2	2	1	2	1	1		2	2	2	2
Urb507													
Urb617	2	2	2	1	1	1	1	2	2	2	2	2	2
Urb525	2	2	2	1	1	2	1	2	2	2	2	2	1
Urb597													
Urb616	2	1	1	1	1	1	1	2	1	2	2	2	1
Urb495	1			1		1	1						1
Pri249													
Pri252	1	2	2	2	2	2	2	2	2	2	2	2	2
Pri255													
Pri280	2	2	2	1	1	1	1	2	2	2	2	2	2
Pri282	2	2	2	2	2	2	2	2	2	2	2	2	2
Pri283	2	2	2	1	1	2	2	2	1	2	2	2	2
Pri285	1	1	1	1	1	1	1	2	1	2	2	2	1
Pri287				1	1								1
Pri569	1	2	2	1	1	1	1	2	1	2	2	2	2
Pri581	1	2	2	1	2	1	1	2	1	2	2	2	1
Pri591	2	1	1	1	1	2	2	2	2	2	2	2	2
Pri594	1	2	2	2	2	2	2	2	2	2	2	2	2
Pri595	2	2	2	1	1	1	1	2	1	2	2	2	2
Pri598				1	1	1	1						
Pri604	1	2	2	1	2	1	1	2	2	2	2	2	2
Pri605				1		1							1
Pri612		2	2	1	1	1	1	1	2	2	2	2	2
Pri615					1								
Pri616						1	1						
Pri618	2					1	1		1				
Pri622	1			1		1	1				1		
Sub649	1	2	2	1	2	1	1	2	2	2	2	2	1
Sub659	2	2	1	1	1	1	2	2	1	2	2	2	1
Urb163	2	2	2	2	2	2	2	2	2	2	2	2	2
Urb179	2	2	2	1	1	1	1	2	2	2	1	2	2
Sub395		2	2	1		1	1	2	1	2	2	2	2
Sub414		2	2	1	2	1	1	2	1	1	2	2	1
Sub540	2			1	1	1							
Sub553				1	1	1	1		1				1
Sub575	1												1
Urb372	2	2	2	2	2	1	1	1	2	2	2	2	2
Urb376	1	2	2	1	1	1	1	1	1	2	2	2	1
Urb389	2	2	2	1	1	2			1				1
Urb416	2	1	2	1	1	2	1	2	1	2	1	2	2
Urb418				1	1	1	1						
Pri356	2	2	2	1	2	2	1	1	1	2	1	2	1
Met171	2	2	2	2	2	1	1	2	2				1
Met176	1	2	2	2	2	2	2	2	2	2	2	2	1
Met182		1	1	1	1	2	2	2	1	2	2	2	1
Met210	2	1	1	1	1	1	1	1	2	2	2	2	2
Met562						1	1		1				1
Met570	1					1	1						1
Urb160	1	2	1	1	2	1	1	1	1	2	2	2	1
Urb203	2	2	2	1	2	1	1	2	1	2	2	2	1
Urb373				1		1	1		1				1
Met180													
Met188	2	1	1	1	1	1	1	1	2	2	2	2	2
Met535													
Met541	2	1	2	1	1	1	1	1	1	2	1	2	1
Met543	2	2	2	1	1	1	1	2	2	2	1	2	2
Met573							1		1				
Urb188													
Urb178		2	2	2	2	1	1	2	1	2	2	2	2

NewID	O11M	O11N	O11O	O11P	O11Q	O11R	O11S	O11T	O11U	O11V	O11W	O11X	O11Y
Sub666	2	2	2	2	2	2	2	2	2	2	2	2	2
Sub246	1	2	2	2	2	2	2	2	2	2	2	2	2
Sub250	1							1	1				
Met227													
Met776	1	1	1	1	2	1	2	2	2	2	2	2	2
Urb480	1	1						1					
Urb500	2	1	2	2	2	2	2	2	2	2	2	2	2
Urb507													
Urb617	2	1	2	2	2	2	2	2	2	2	2	2	2
Urb525	2	2	2	2	2	2	2	2	2	2	2	2	2
Urb597													
Urb616	1	1	2	1	2	2	2	1	1	1	1	1	2
Urb495	1												
Pri249					1								
Pri252	2	2	2	2	2	2	2	1	1	2	2	2	2
Pri255													
Pri280	2	2	2	2	2	2	2	2	2	2	2	2	2
Pri282	2	2	2	2	2	2	2	2	2	2	2	2	2
Pri283	2	2	2	2	2	2	2	2	2	2	2	2	2
Pri285	1	1	1	2	2	2	2	2	2	2	2	2	2
Pri287								1					
Pri569	2	2	2	2	2	2	2	2	2	2	2	2	2
Pri581	1	1	2	2	2	2	2	1	1	1	2	1	2
Pri591	1	1	1	2	2	1	2	1	1	2	2	2	2
Pri594	2	2	2	2	2	2	2	1	1	1	1	1	2
Pri595	2	2	2	2	2	2	2	2	2	2	2	2	2
Pri598													
Pri604	2	2	2	2	2	2	2	2	2	2	2	2	2
Pri605													
Pri612	2	2	2	2	2	2	2	1	1	2	2	1	2
Pri615													
Pri616													
Pri618													
Pri622							1						
Sub649	1	1	1	2	1	2	2	2	2	2	2	2	2
Sub659	2	2	2	2	2	1	1	2	2	2	2	2	2
Urb163	2	1	2	2	2	2	2	2	2	2	2	2	2
Urb179	2	2	1	2	2	2	2	1	2	2	2	2	2
Sub395	2	2	2	2	2	2	2	2	2	2	2	2	2
Sub414	2	2	2	2	2	2	2	2	2	2	2	2	2
Sub540													
Sub553	1	1		1				1					
Sub575	1	1		1	2	1	1	1	2	2	2	2	1
Urb372	2	2	2	2	2	2	2	2	2	2	2	2	2
Urb376	1	1	2	2	2	1	2	1	2	2	2	2	2
Urb389	1							1					
Urb416	2	2	2	2	2	2	2	2	2	2	2	2	2
Urb418													
Pri356	1	1	2	2	2	2	2	1	1	2	2	2	2
Met171	1	1	1	1	1	1	1	1	1				
Met176	1	1	2	2	2	1	1	2	2	2	2	2	2
Met182	1	2	2	1	2	2	2	2	2	2	2	2	2
Met210	1	1	1	2	2	2	2	1	2	2	2	2	2
Met562													
Met570	1	1											
Urb160	1	1	1	1	2	1	2	2	2	2	2	2	2
Urb203	2	2	1	2	2	2	2	2	2	2	2	2	2
Urb373	1	1											
Met180													
Met188	2	2	2	2	2	2	2	2	2	2	2	2	2
Met535													
Met541	1	2	2	2	2	2	2	2	2	2	2	2	2
Met543	2	2	2	2	2	2	2	2	2	2	2	2	2
Met573								1					
Urb188													
Urb178	2	2	2	2	2	2	2	1	2	2	2	2	2



NewID	O12A	O12B	O13A	O13B	O13C	O13D	O13E	O14A	O14B	O14C	O14D	O14E	O14F
Sub666	2	2	2	2	2	2	2	2	2	2	2	2	2
Sub246	2	2	2	2	2	2	2	2	2	2	2	2	2
Sub250	2	2	2	2	2	2	1	2	2	2	2	2	2
Met227													
Met776	2	2	2	2	2	2	2	2	2	2	2	2	2
Urb480									2				
Urb500	2	2	2	2	2	2	2	2	2	2	2	2	2
Urb507													
Urb617	2	2	2	2	2	2	2	2	2	2	2	2	2
Urb525	2	2	2	2	2	2	2	2	2	2	2	2	2
Urb597	2	2	2	2	2	2	2	2	2	2	2	2	2
Urb616		1	2	2	2	1	2	2	2		2	1	2
Urb495	2	2	2	2	2	2	2	2	2	2	2	2	2
Pri249	2	2	2	2	2	2	2	2	2	2	2	2	2
Pri252	2	2	2	2	2	2	2	2	2	2	2	2	2
Pri255													
Pri280	2	2	2	2	2	2	2	2	2	2	2	2	2
Pri282	2	2	2	2	2	2	2	2	2	2	2	2	2
Pri283	2	2	2	2	2	2	2	2	2	2	2	2	2
Pri285													
Pri287	2	2	2	2	2	2	1	2	2	2	2	2	2
Pri569	2	2	2	2	2	2	2	2	2	2	2	2	2
Pri581	2	2	2	2	2	2	2	2	2	2	2	2	2
Pri591	2	2	2	2	2	2	2	2	2	2	2	2	2
Pri594	2	2	2	2	2	2	2	2	2	2	2	2	2
Pri595	2	2	2	2	2	2	2	2	2	2	2	2	2
Pri598	2	2	2	2	2	2	2	2	2	2	2	2	2
Pri604	2	2	2	2	2	2	2	2	2	2	2	2	2
Pri605	2	2	2	2	2	2	2	2	2	2	2	2	2
Pri612	2	2	2	2	2	2	2	2	2	2	2	2	2
Pri615	2	2	2	2	2	2	2	2	2	2	2	2	2
Pri616	2	2	2	2	2	2	2	2	2	2	2	2	2
Pri618	2	2											
Pri622													
Sub649	2	2	2	2	2	2	2	2	2	2	2	2	2
Sub659	2	2	2	2	2	2	2				2	2	2
Urb163	2	2	2	2	2	2	2	2	2	2	2	2	2
Urb179	2	1	1	2	2	2	2	2	2	2	2	2	2
Sub395	2	2	2	2	2	2	2	2	2	2	2	2	2
Sub414	2	2	2	2	2	2	2	2	2	2	2	2	2
Sub540													
Sub553			2	2	2	2	2	2	2	2	2	2	2
Sub575	2	2	2	2	2	2	2	2	2	2	2	2	2
Urb372	2	2	2	2	2	2	2	2	2	2	2	2	2
Urb376	2	1	2	2	2	1	2	2	2	2	2	1	2
Urb389	2	1	2	2	2	1	2	2	2	2	2	1	2

NewID	O14G	O14H	O15A	O15B	O15C	O16	O18a	O19a	O18b	O19b	O18c	O19c	O18d
Sub666	2	2	0	0	0	7	1	1					
Sub246	2	2	0	0	0	12	2	1					
Sub250	1	2	0	0	0	5	2	2					
Met227						10	2	2					
Met776	2	1	0	0	0	3	1	1					
Urb480							1	1					
Urb500	2	2	0	0	0	10	1	2					
Urb507													
Urb617	2	2	0	0	0	3	1	1					
Urb525	2	2	0	0	0	6	1	1					
Urb597	2	2	0	0	0	12	1	2					
Urb616	2	2	0	0	0	60	1	1					
Urb495	2	2				6	1	1					
Pri249	2	2	0	0	0	5	1	1					
Pri252	2	2	0	0	0	5	1	1					
Pri255			0	0	0	3	1	1					
Pri280	2	2	0	0	0	5							
Pri282	2	2	0	0	0	10	1						
Pri283	2	2	0	0	0	10	1	2					
Pri285													
Pri287	1	2	0	0	0	6	1	1					
Pri569	2	2	0	0	0	4	1	1					
Pri581	2	2	0	0	0	2	1						
Pri591	2	2	0	0	0	1	1	1					
Pri594	2	2	0	0	0	5	1	2					
Pri595	2	2	0	0	0	7							
Pri598	2	2	0	0	0	5							
Pri604	2	2	0	0	0	5	1	1					
Pri605	2	2	0	0	0	6	1	1					
Pri612	2	2	0	0	0	6	1	1					
Pri615	2	2	0	0	0	6	2	2					
Pri616	2	2	0	0	0	5	2	2					
Pri618						5	1						
Pri622						4	1	1					
Sub649	2	2	0	0	0	4	1	1					
Sub659	2	2	0	0	0	5	1	1					
Urb163	2	2	0	0	0	13				2		2	
Urb179	2	2	0	0	0	8				1		1	
Sub395	2	2	0	5	0	6				1		1	
Sub414	2	2	0	0	0	8				1		1	
Sub540													
Sub553	2	2	0	0	0	5				1		1	
Sub575	2	2	0	0	0	6				2		2	
Urb372	2	2	0	0	0	12				1		1	
Urb376	2	2	0	0	0	7				1		1	
Urb389	2	2	0	0	0	9				1		1	
Urb416	2	2	0	0	8	2							
Urb418			0	0	0	6				1		1	
Pri356	2	2	0	0	0	6				2		2	
Met171			0	0	0	4				1		1	
Met176	2	2	0	0	0	14				2		2	
Met182	2	2	0	0	0	8				2		1	
Met210	2	2	0	0	0	3				1		1	
Met562	2	2	0	0	0	5				1		1	
Met570	2	2	0	0	0	10				1			
Urb160	2	2	0	0	0	6				2		2	
Urb203	2	2	0	0	0	5				1		1	
Urb373						5				2		2	
Met180						8				1		1	
Met188	2	2	0	0	0	12				1		1	
Met535													
Met541	2	2	0	0	0	10				2		2	
Met543	2	2	0	0	0	8				1		1	
Met573	2	2	0	0	0	4				1		1	
Urb188						4				1		1	
Urb178	2	2	0	0	0	6				1		1	

NewID	O19d	O18e	O19e	O18f	O19f	O18g	O19g	O18h	O19h	O20	O21	O22A	O22B
Sub666										2	8	3	3
Sub246										3		2	2
Sub250										2		3	3
Met227										3	27	3	3
Met776										1	3	4	3
Urb480													
Urb500										4	27	5	1
Urb507													
Urb617										1	3	1	2
Urb525										2	3	4	4
Urb597										2		4	2
Urb616										2		4	1
Urb495										1	3	3	3
Pri249										2		3	3
Pri252										1	20	5	1
Pri255										1	8	3	2
Pri280										2		4	3
Pri282										2	8	2	3
Pri283										1	3	3	4
Pri285													
Pri287										1	3	3	3
Pri569										1	6	2	5
Pri581										2		4	3
Pri591										2	3	4	4
Pri594										1	20	4	4
Pri595										1	3	4	3
Pri598										2		4	2
Pri604										3		5	1
Pri605										1		2	4
Pri612										2	20	2	2
Pri615										2		4	3
Pri616										1		4	4
Pri618										2		3	3
Pri622										2		5	
Sub649										1	12	4	4
Sub659										2	19	3	2
Urb163										2	3	2	4
Urb179										2		3	3
Sub395										1		5	3
Sub414										1	8	4	3
Sub540													
Sub553										2	8	1	4
Sub575										2	19	4	3
Urb372										3	4	4	4
Urb376										1	3	5	1
Urb389										1	3	4	2
Urb416										1	3	3	1
Urb418										2	20	2	4
Pri356										1	21	4	1
Met171										1	14	2	2
Met176										1		4	3
Met182										2	3	4	2
Met210										1	4	4	5
Met562										2	6		4
Met570										1	12	3	2
Urb160										2		4	2
Urb203										3	3	3	4
Urb373										2		3	3
Met180										2		3	2
Met188										2	2	4	4
Met535													
Met541										1	8	4	3
Met543										1	3	4	2
Met573										1	27	1	3
Urb188										1	3	5	5
Urb178										2		4	2

NewID	O22D	O22E	O22F	O22G	O22H	O22I	O22J	O22K	O22L	O22M	O23A	O23B	O23C
Sub666	4	3	3	3	3	3	3	3	3	3	2	2	3
Sub246	4	3	4	4	5	2	3	2	3	5	4	4	4
Sub250	4	4	2	3	2	4	4	4	4	3	2	4	2
Met227	3	3	3	3	3	3	3	3	3	3	3	4	4
Met776	4	4	3	3	2	2	3	2	3	3	2	4	4
Urb480													
Urb500	5	4	3	5	2	5	5	5	5	1	5	2	2
Urb507													
Urb617	5	1	5	1	5	3	3	1	3	5	5	5	3
Urb525	4	4	3	3	2	3	3	3	3	2	2	3	3
Urb597	1	3	4	3	2	4	3	4	3	4	4	4	4
Urb616	4	4	5	2	3	3	4	4	4	3	3	4	4
Urb495	3	3	3	3	3	3	3	3	3	3	3	4	3
Pri249	4	3	3	4	2	4	3	4	4	2	4	2	4
Pri252	5	3	2	1	5	5	5	5	5	5	5	5	3
Pri255	4	5	3	2	2	2	4	2	4	5	3	4	2
Pri280	4	4	4	3	2	4	4	4	4	2	4	4	3
Pri282	5	5	3	2	4	2	4	2	4	3	4	4	4
Pri283	4	2	3	2	5	4	1	4	1	5	2	4	3
Pri285													
Pri287	5	4	4	4	4	2	3	4	3	4	4	4	4
Pri569	4	2	4	4	4	4	4	2	4	4	2	2	2
Pri581	4	4	3	3	2	4	4	4	4	2	5	4	2
Pri591	5	4	2	3	2	4	4	4	4	2	2	5	4
Pri594	4	4	4	4	4	4	4	2	2	4	4	2	4
Pri595	4	2	2	3	2	4	3	3	4	3	4	3	4
Pri598	5	4	4	2	2	3	4	4	4	2	4	4	3
Pri604	1	1	1	1	1	5	5	5	5	1	4	1	1
Pri605	5	5	5	1	2	3	3	2	3	3	1	4	3
Pri612	2	4	4	2	4	3	3	3	3	4	4	4	3
Pri615	3	4	4	4	2	3	3	4	3	2			
Pri616	4	4	5	2	3	4	4	4	4	3	5	5	2
Pri618	4		3		4	2	2	2	2	5	5	4	3
Pri622	5	5											
Sub649	5	5	2	2	2	4	4	4	4	3	5	5	4
Sub659	1	2	2	3	5	4	4	4	4	5	4	5	5
Urb163	5	5	5	3	5	5	3	1	4	5	3	5	5
Urb179	3	3	4	2	3	3	3	3	3	3	3	4	3
Sub395	5	5	3	1	1	4	3	4	4	1	4	5	4
Sub414	4	4	3	3	2	4	4	3	4	3	4	3	4
Sub540													
Sub553	5	5	5	2	4	2	4	2	4	5	4	4	3
Sub575	3	3	3	3	3	3	3	3	3	3	4	4	3
Urb372	4	4	2	2	1	4	4	4	4	2	5	2	2
Urb376	5	5	2	1	1	4	4	4	4	1	4	2	2
Urb389	5	5	2	1	2	2	3	3	3	2	3	5	3
Urb416	5	5	5	1	5	3	3	1	3	3	2	3	3
Urb418	5	5	3	4	5	5	5	2	4	4	5	2	2
Pri356	4	4	3	2	4	4	4	4	4	4	4	3	2
Met171	5	4	4	2	4	2	3	2	3	5	1	5	4
Met176	3	3	2	3	4	4	4	4	4	4	4	4	3
Met182	2	2	4	4	2	3	2	2	2	3	4	4	3
Met210	5	5	4	5	2	5	5	4	5	3	5	3	2
Met562	5	5	5	4	3	2	2	2	4	5	4	3	4
Met570	3	3	3	1	2	1	1	1	1	3	3	4	3
Urb160	4	4	3	3	3	2	3	3	3	2	4	3	2
Urb203	5	5	3	1	2	3	3	4	4	2	2	4	3
Urb373	4	4	2	2	3	4	4	2	4	3	2	3	4
Met180	4	4	3	2	2	2	3	2	3	3			
Met188	4	4	4	2	2	4	4	3	4	2	4	5	3
Met535													
Met541	4	4	3	3	3	4	4	4	4	5	5	4	3
Met543	4	4	2	2	2	4	3	4	3	2	4	4	2
Met573	4	5	3	2	3	3	3	3	4	3	4	4	4
Urb188	5	5	4	5	1	4	5	4	4	5			
Urb178	5	3	1	2	1	3	4	2	2	2	4	2	4

NewID	Q23D	Q23E	Q23F	Q23G	Q23H	Q23I	Q23J	Q23K	Q23L	Q23M	Q23N	Q23O	Q23P
Sub666	2	3	4	3	3	2	3	2	4	2	3	3	4
Sub246	1	3	5	3	4	1	4	4	5	2	2	2	3
Sub250	3	2	3	2	2	4	4	3	4	2	4	2	4
Met227	3	3	3	4	3	4	3	2	3	4	4	3	4
Met776	2	4	4	2	4	2	4	2	4	4	4	4	4
Urb480													
Urb500	2	2	2	4	2	2	4	4	5	2	2	1	1
Urb507													
Urb617	1	5	5	3	3	1	3	4	5	3	5	1	3
Urb525	2	2	3	4	3	3	4	2	4	3	3	3	4
Urb597	4	4	2	2	3	4	3	3	4	3	4	3	4
Urb616	2	4	5	5	3	1	3	2	5	3	4	2	3
Urb495	1	4	5	4	4	3	4	2	4	4	4	3	4
Pri249	2	4	4	2	2	2	2	5	5	2	4	2	2
Pri252	1	5	5	1	5	2	5	4	5	4	4	1	2
Pri255	1	4	4	3	4	3	4	3	4	4	4	3	2
Pri280	2	4	4	2	3	4	2	2	3	2	4	4	4
Pri282	2	4	4	4	4	4	4	3	4	4	2	1	4
Pri283	1	5	3	4	4		2	2	2	5	4	3	5
Pri285													
Pri287	1	4	5	2	5	1	5	2	5	4	2	2	4
Pri569	1	3	4	5	4	1	2	1	4	3	4	2	4
Pri581	2	4	4		2	3	3	4	4	2	3	2	2
Pri591	2	5	5	2	3	1	4	2	4	4	4	2	4
Pri594	2	4	4	3	4	4	2	3	3	3	4	2	4
Pri595	1	3	4	2	3	3	2	3	4	3	4	2	2
Pri598	2	3	4	2	3	2	4	4	4	4	2	2	2
Pri604	1	3	5	3	3	2	3	4	5	3	4	3	3
Pri605	2	5	5	4	4	2	1	1	5	4	4	3	5
Pri612	2	4	4	3	2	2	5	3	3	2	4	3	3
Pri615													
Pri616	2	4	3	2	1	4	4	4	4	2	4	4	3
Pri618	2	4				2							
Pri622													
Sub649	2	4	4	1	4	1	4	2	4	2	2	2	3
Sub659	2	5	5	5	5	4	2	2	2	4	5	4	4
Urb163	3	5	3	3	3	5	5	3	3	3	3	4	4
Urb179	3	3	4	3	4	2	3	3	3	3	3	3	3
Sub395	1	5	5	1	4	1	5	4	5	5	4	4	4
Sub414	1	4	4	4	4	2	4	2	4	4	4	2	4
Sub540													
Sub553	2	4	4	2	4	3	4	3	4	4	4	4	2
Sub575	3	3	3	3	3	4	3	3	3	3	3	3	3
Urb372	2	4	4	2	4	2	2	2	4	2	2	2	2
Urb376	1	1	4	4	4	2	2	2	4	4	2	1	3
Urb389	1	5	5	3	5</								

NewID	Q24A	Q24B	Q24C	Q24D	Q24E	Q24F	Q24G	Q24H	Q24I	Q24J	Q24K	Q24L
Sub666	2	2	0	0	0	0	0	0	1	25	0	0
Sub246	10	0	0	0	8	0	0	0	0	15	0	2
Sub250	30					100	10					10
Met227	0	0	0	0	2	1	0	0	0	0	0	0
Met776	165	0	0	5	100	250	0	0	0	100	0	10
Urb480												
Urb500	1	0	0	0	0	0	30	0	0	0	0	0
Urb507												
Urb617	25	0	0	0	25	0	10	0	0	0	0	30
Urb525	6	0	0	0	4	0	10	0	20	0	1	10
Urb597	30	0	0	0	30	0	0	0	0	0	0	7
Urb616	30	0	0	0	0	0	0	0	0	0	0	3
Urb495	20											
Pri249	15	0	0	1	15	2	20	0	0	0	3	25
Pri252	39	0	10	1	40	70	16	3	0	3	0	44
Pri255	20	0	0	0	30	3	0	0	0	3	0	0
Pri280	2	0	2	0	5	0	25	30	2	10	0	10
Pri282	4	0	0	10		40	0	0	0	0	0	0
Pri283	40	0	0	0	0	0	0	0	0	0	0	0
Pri285												
Pri287	30	0	0	2	4	0	0	0	0	2	2	2
Pri569	10	0	0	0	10	10	6	0	1	0	2	10
Pri581	17	0	0	0	12	0	0	0	0	7	3	5
Pri591	10	0	0	0	0	0	0	0	0	0	0	0
Pri594	4	0	0	0	0	0	0	0	0	0	0	0
Pri595	40	20	0	0	0	0	0	0	0	0	0	0
Pri598	30	0	0	0	0	2	0	0	0	0	0	0
Pri604	6	0	0	0	0	0	0	0	1	20	0	6
Pri605	8				1		5			2	1	3
Pri612	21	0	4	0	0	30	2	0	0	0	0	6
Pri615	2	0	0	0	0	0	0	0	2	0	0	15
Pri616	2	0	0	0	0	0	0	0	1	1	0	15
Pri618												
Pri622												
Sub649	9	0	22	1	1	0	0	0	0	0	0	0
Sub659	10	0	3	5	1	0	0	0	0	0	2	0
Urb163	10	0	8	0	0	1	0	0	0	0	0	0
Urb179	20				3							
Sub395	25	0	0	2	2	2	0	0	20	0	0	5
Sub414	23	0	0	0	0	0	0	0	21	0	0	0
Sub540												
Sub553					23	2	35	0	20	14	2	3
Sub575	40	0	4	0	0	3	30	0	0	0	5	20
Urb372	2	0	0	0	0	0	0	0	0	0	0	90
Urb376	52	20	3	0	5	0	5	0	5	0	0	0
Urb389	50	0	0	0	0	0	0	0	0	0	0	20
Urb416	60	0	5	0	0	5	0	0	0	0	0	0
Urb418	12			3		8						5
Pri356	50	0	0	0								

NewID	Q24M	Q25A	Q25B	Q25C	Q25D	Q25E	Q25F	Q25G	Q25H	Q26A	Q26B	Q26C
Sub666	0	0	20	0	5	0	0	0	0	1	20	50
Sub246	2	0	0	0	0	0	3	0	200	30	5	0
Sub250		100	250				250		365		24	24
Met227	1	2	3	0	2	0	1	0		0	0	40
Met776	20	100	160	0	10	0	5	200	300	0	0	30
Urb480												
Urb500	0	0	0	0	0	0	0	50	10	0	0	0
Urb507												
Urb617	0	0	0	0	0	0	5	365	365	0	15	10
Urb525	2	0	40	0	20	0	4	0	200	2	10	14
Urb597	0	0	0	0	0	0	0	0	0	0	0	
Urb616	0	0	0	0	0	0	0	50	365	0	10	0
Urb495												
Pri249	0	0	10	0	0	0	15	0	100	3	10	20
Pri252	26	170	55	0	0	0	40	20	300	45	33	35
Pri255	6	0	0	0	0	0	0	0	365	0	1	1
Pri280	5	0	0	0	0	0	1	0	100	0	5	0
Pri282	5	0	30	0	0	0	5	0		0	2	0
Pri283	0	0	30	0	0	10	0	0	100	0	1	0
Pri285												
Pri287	10	5	0	0	0	2	3		300	50	0	10
Pri569	18	8	8	0	0	0	8	8	365	2	2	0
Pri581	3	0	20	0	0	0	5	0	100	5		100
Pri591	0	0	0	0	0	0	2	0	365	14	40	0
Pri594	0	0	45	0	0	0	10	10	100	0	10	0
Pri595	0	0	0	0	5	0	0	0	20	60	10	0
Pri598	20	0	2	0	0	0	2	0		0	25	2
Pri604	0	0	10	0	0	0	2	0	45	10	5	5
Pri605	1								300		8	30
Pri612	8	10	100	0	0	75	100	0	30	6	0	0
Pri615	0	0	0	0	0	0	0	10	80	2	20	0
Pri616	0	0	0	0	15	0	1	10	365	2	2	0
Pri618												
Pri622												
Sub649	0	0	0	0	0	0	1	18	365	0	9	0
Sub659	0	0	0	0	0	0	0	3	100	1	5	4
Urb163	0	0	5	0	5	3	25	0	900	0	0	0
Urb179			3		2		2		40	10		
Sub395	2	2	12	0	0	0	5	6	40	0	5	5
Sub414	5	0	0	0	0	0	5	0	25	0	0	0
Sub540												
Sub553	5	0	15	1	0	0	5	0	200	3	12	3
Sub575	10	0	0	0	0	0	0	0	30	0	2	0
Urb372	0	0	30	0	30	0	10	20	30	0	0	0
Urb376	0	0	20	0	0	0	5	0	365	5	20	200
Urb389										10		
Urb416	0											
Urb418		15	25		10		20		120		50	
Pri356	30	0	120	0	30	0	25	0	365	50	0	20
Met171	2	0	0	0	0	0	2	0	365	0	0	0
Met176	5	50	0	0	20	50	10	300	365	0	5	10
Met182	0	0	7	0	60	0	0	0	350	50	10	0
Met210	5	2	13	0	36	7	3	0	358	0	1	18
Met562	0	0	0	0	0	0	0	0		25	5	0
Met570	0	0	50	0	0	0	0	0	150	0		2
Urb160	10	0	20	0	20	0	10	100	80	40	0	0
Urb203	40	0	40	0	0	5	50	0	300	1	5	15
Urb373	0	0	60	0	20	0	0	0	200	0	0	0
Met180												
Met188	3	200	0	2	0	130	20	365	260	0	20	20
Met535												
Met541	4	0	30	0	5	0	2	0	365	0	3	0
Met543	0	0	60	0	0	0	4	10	250	0	0	0
Met573	10	30	150	0	0	0	15	30	365	0	0	0
Urb188												
Urb178	0	0	0	0	0	0	0	0	365	100	0	0

NewID	O26D	O26E	O26F	O27	O27O	O28	O29A	O29B	O29C	O29D	O29E	O30
Sub666	0	1	0	1	4	1	1					2
Sub246	0	5	200	3		1	1					5
Sub250		12	365	5		2	1					
Met227	0	0	0	3		3	1					5
Met776	0	0	325	1	1	0	1					4
Urb480												
Urb500	0	0	350	11		1		1	1			6
Urb507												
Urb617	18	0	200	1		1	1					2
Urb525	10	0	50	1		1	1					6
Urb597	0	0	7	3		0	1					2
Urb616	0	0	0	1		1			1			3
Urb495				1	3	2	1					4
Pri249	20	0	200	4		4	1					5
Pri252	0	10	200	1		0			1			6
Pri255	0	0	48	1		1	1					4
Pri280	10	25	30	5		3				1		3
Pri282	0	3	50	1	1	0			1			7
Pri283	0	8	0	1	1	0	1					2
Pri285												
Pri287	0	10	30	1	2	2		1				5
Pri569	0	1	200	3		2	1					5
Pri581	0	5	40	3		2	1					7
Pri591	5	0	320	1		0	1					4
Pri594	0	0	90	4		4		1				5
Pri595	0	0	10	6		3			1			4
Pri598	0	0	120	0		0			1			2
Pri604	0	0	25	1		0	1					5
Pri605		1	45	5		3	1					5
Pri612	0	0	200	1		0	1					5
Pri615	0	0	50	3		2				1		3
Pri616	0	3	25	2		1	1					2
Pri618				4		2	1					5
Pri622				4		3	1					6
Sub649	0	0	0	1		1	1					
Sub659	20		150	4		2	1					5
Urb163	0	0	10	6		2	1					2
Urb179		8	60		1		1					5
Sub395	0	0	120	2		2	1					6
Sub414	0	0	10	0	1		1					6
Sub540												
Sub553	0	4	150	1	3	3	1					6
Sub575	0	0	20	1		0		1	1			2
Urb372	0	0	200	1		1			1			6
Urb376	30	0	15	4		4	1					3
Urb389				1	3	2	1					3
Urb416				1	4	2	1					5
Urb418		10	75	1		0			1			6
Pri356	0	0	160	1	1	1			1			7
Met171	0	10	100	5		2	1					4
Met176	35	14	10	2		1				1		5
Met182	0	0	7	0	1			1	1			4
Met210	0	0	0	3		3	1					5
Met562	0	25	30	1	1	0	1					2
Met570	0	0	0	1	1	0			1			3
Urb160	0	0	0	4		4	1					2
Urb203	2	5	75	3		3	1					6
Urb373	0	0	0	0			1					4
Met180												
Met188	0	45	110	4		3		1		1		
Met535												
Met541	0	0	75	2		1	1					3
Met543	0	0	0	3		3	1					2
Met573	0	0	150	1	4	1		1				5
Urb188												
Urb178	0	0	0	1		1	1					



NewID	Q31	Q32	Q33
Sub666	68136	1971	9
Sub246	68137	1973	8
Sub250	68138	1963	
Met227	68142	1983	6
Met776	68142	1955	6
Urb480	68144	1984	
Urb500	68144	1957	9
Urb507	68144	1973	
Urb617	68144	1989	7
Urb525	68147	1981	8
Urb597	68147	1957	6
Urb616	68147	1959	2
Urb495	68152	1975	8
Pri249	68154	1978	7
Pri252	68154	1956	
Pri255	68154	1967	11
Pri280	68154	1999	1
Pri282	68154	1950	
Pri283	68154	1952	6
Pri285	68154	1981	
Pri287	68154	1978	4
Pri569	68154	1964	8
Pri581	68154	1978	9
Pri591	68154	1977	8
Pri594	68154	1959	
Pri595	68154	1967	6
Pri598	68154	1955	8
Pri604	68154	1954	4
Pri605	68154	1971	8
Pri612	68154	1959	8
Pri615	68154	1999	11
Pri616	68154	1957	7
Pri618	68154	1976	8
Pri622	68154	1981	11
Sub649	68157	1959	6
Sub659	68164	1979	7
Urb163	68005	1988	3
Urb179	68005	1993	7
Sub395	68022	1956	8
Sub414	68022	1987	7
Sub540	68022	1972	
Sub553	68022	1963	8
Sub575	68022	1954	6
Urb372	68046	1956	10
Urb376	68046	1971	8
Urb389	68046	1989	4
Urb416	68046	1968	
Urb418	68046	1953	10
Pri356	68102	1955	8
Met171	68104	1993	5
Met176	68104	1994	3
Met182	68104	1950	4
Met210	68104	1983	6
Met562	68104	1967	6
Met570	68104	1952	4
Urb160	68105	1985	7
Urb203	68105	1976	8
Urb373	68105	1959	5
Met180	68106	1977	4
Met188	68106	1998	7
Met535	68106	1979	
Met541	68106	1959	8
Met543	68106	1958	6
Met573	68106	1985	6
Urb188	68107	1963	2
Urb178	68110	1959	6

NewID	Mode	O1A	O1B	O2A	O2B	O2C	O2D	O2E	O2F	O2G	O2H	O2I	O2J	O2K
Met191	1	4										1	1	
Met181	1	60					1	1	1	1	1	1		
Met549	1	20							1	1	1			
Met571	1	0	1											
Met173	1	125					1	1	1	1	1	1	1	
Met538	1	3											1	
Met539	2	1	200	1	1	1	1	1	1	1	1	1	1	1
Met569	1	25					1	1	1	1	1	1		
Met579	1	25					1	1	1	1	1	1	1	
Sub541	2	1	3											
Sub392	1	22					1			1	1	1		
Sub386	1	1												
Sub402	1	40						1	1	1	1	1		
Sub532	1	30					1	1	1	1	1	1		
Sub578	2	1	30						1	1	1	1		
Sub536	1	24						1	1					
Sub562	1	2								1		1		
Met548	1	10						1	1	1	1			
Met183	1	15						1	1	1	1	1	1	
Met536	1	10						1	1	1	1			
Met546	1	48					1	1	1	1	1	1		
Met554	1		1											
Sub405	1	20		1			1	1	1	1	1	1	1	1
Sub579	1	1								1				
Sub580	1	21						1	1		1	1		
Met164	1	26					1	1	1	1	1			
Urb174	1	0	1											
Urb198	1	10						1			1	1		
Urb199	1	1									1			
Urb392	1	3								1	1			
Urb395	1	40		1	1	1	1	1	1	1	1	1	1	
Urb421	2	1	20				1	1	1			1		
Sub571	2	1	40	1	1	1	1	1	1	1	1			
Sub398	1	8							1		1	1		
Sub547	2	1	15	1	1		1	1						
Sub583	2	1	3							1				
Sub381	1	30					1	1	1	1	1	1	1	1
Sub394	1	3								1	1	1		
Sub557	1	85					1	1	1	1	1	1		
Urb166	1	10						1	1		1			
Urb182	1	72		1			1	1	1	1	1	1	1	1
Urb194	1	30						1	1	1	1	1		
Urb405	1	40				1		1	1	1	1	1	1	
Urb414	2	1	20				1	1	1	1	1			
Urb173	1	60						1	1	1	1	1		
Urb378	2	1	7			1			1	1		1		
Urb388	2	1	40			1	1	1	1	1	1	1	1	
Urb164	1	5							1	1	1			
Urb424	2	1	120	1	1		1	1	1	1	1	1		
Pri336	1	20		1	1			1	1	1	1	1		
Pri341	1	125					1	1	1	1	1	1		
Pri343	1	4						1	1					
Pri366	2	1	30			1	1	1		1	1	1	1	
Pri367	1	84							1	1	1	1		
Pri371	1	1							1					
Pri374	1	10					1	1	1					
Pri388	1	0	1											
Pri390	1	50				1	1	1	1	1	1	1		
Pri391	1	9						1	1					
Pri393	1	4						1	1	1				
Pri394	1	9							1		1			
Pri395	1		1											
Pri404	1	32						1	1	1	1	1	1	1
Pri405	1								1	1	1			
Pri407	1	45				1	1	1	1	1	1	1	1	
Pri410	1	30					1	1	1	1	1	1	1	

NewID	O2L	O3	O4A	O4B	O4C	O5	O6A	O6B	O6C	O6D	O6E	O6F	O6G
Met191		1	0	4	0	1	0	0	0	0	0	0	0
Met181		2	45	15		1	0	10	35	0	5	0	0
Met549		2	15		5	2							
Met571													
Met173		1	85	20	15	2	0	3	0	30	0	0	0
Met538		2	3	0	7	1							
Met539	1	1	25	75	100	1	0	0	0	0	0	0	0
Met569			15	10	0	2	0	0	0	0	0	0	0
Met579		2	15	2	8	2			2				
Sub541													
Sub392		1		19	3	1							
Sub386	1	2	1			1	0	0	0	0	0	0	0
Sub402		2	5	15	20	1	0	0	0	0	0	0	0
Sub532		2	25	5		2	0	0	0	0	0	0	0
Sub578		3		30		2							
Sub536		3	4		20	2							
Sub562		1		1	1	2	0	0	0	0	0	0	0
Met548		1	10			2							
Met183		1	2	13		1							2
Met536		2	10			2	0	0	0	0	0	0	0
Met546		2	3	40	5	1	0	0	0	0	0	0	0
Met554													
Sub405		1	15	5	0	1							
Sub579		1	1			2	0	0	0	0	0	0	0
Sub580			14	2	5	2	2			2			
Met164		2	26			1	0	0	0	0	0	0	2
Urb174													
Urb198		2	3	7	0	1	0	0	0	0	0	0	0
Urb199		2		1		2	0	0	0	0	0	0	0
Urb392		2	0	3	0	2	0	0	0	0	0	0	0
Urb395		2		32	18	1							
Urb421		1	5	10		1	0	0	3	3	0	0	0
Sub571		1	35			1							
Sub398		1	8			2	0	0	0	1	0	0	0
Sub547	1	2	12		3	1							
Sub583		1	0	3	0	2	0	0	0	0	0	0	0
Sub381		1	10	15	5	2	0	0	0	0	0	0	0
Sub394		2		3		2	0	0	0	0	0	0	0
Sub557			35	50		2	0	0	0	0	0	0	0
Urb166		1	10			1	0	0	0	0	0	0	0
Urb182		1	25	25	22	2	1	0	0	0			
Urb194		1	30	0	0	2							
Urb405		2	20		20	2	0	0	0	0	0	0	0
Urb414		1		20		1							
Urb173		1	30	30	0	2	0	0	0	0	0	0	0
Urb378													
Urb388		1	4	36		1	0	0	0	0	0	0	0
Urb164		1	5	0	0	2	0	0	0	0	0	0	0
Urb424		1	100	10	10	1							
Pri336			2	2	16	1							
Pri341		2	100	24	1	2	0	0	0	0	0	0	0
Pri343		2	3		1	2	0	0	0	0	0	0	0
Pri366		1		10	20	2	0	0	0	0	0	0	0
Pri367		1	84	0	0	2	0	0	0	0	0	0	0
Pri371		2	1			2	0	0	0	0	0	0	0
Pri374		1	5	5		2	1	1	2				
Pri388													
Pri390				50	2	1	0	0	0	0	0	0	0
Pri391		2	4	5	0	1	0	0	0	2	0	0	0
Pri393		1	4			2							
Pri394			2	7		2	0	0	0	0	0	0	0
Pri395													
Pri404		1	32			1	0	0	0	0	0	0	0
Pri405				0		1	0	0	0	0	0	0	0
Pri407		1	10	0	35	1		0	0	0	0	0	0
Pri410		1	30	0	8	1	0	0	0	0	0	0	0

NewID	O6H	O6I	O6J	O6K	O6L	O6M	O6N	O6O	O6P	O6Q	O6R	O6S
Met191	0	0	0	0	0	0	0	0	0	0	0	0
Met181	0	0	0	0	0	0	0	0	0	0	1	0
Met549												
Met571												
Met173	0	0	0	0	0	0	0	0	50	15	0	0
Met538									3			
Met539	0	0	0	0	0	0	0	0	0	0	0	0
Met569	0	0	0	0	0	0	0	0	10	0	0	6
Met579			1		6						5	
Sub541												
Sub392												
Sub386	0	0	0	0	0	0	0	0	1	0	0	0
Sub402	0	0	0	0	2	0	0	0	0	0	3	0
Sub532	0	3	0	3	3	0	3	4	0	0	2	0
Sub578												
Sub536												
Sub562	0	0	0	0	0	0	0	0	0	0	0	0
Met548		5										5
Met183												
Met536	0	0	0	0	10	0	0	0	0	0	0	0
Met546	0	0	0	0	0	1	0	0	0	0	2	0
Met554												
Sub405					1	1					3	1
Sub579	0	0	0	0	0	0	0	0	0	0	0	0
Sub580			4		2							
Met164	0	0	0	0	0	0	0	0	24	0	0	0
Urb174												
Urb198	0	0	0	0	0	0	0	0	0	0	0	0
Urb199	0	0	0	0	0	0	0	0	0	0	0	0
Urb392	0	0	0	0	0	0	0	0	0	0	2	0
Urb395												
Urb421	0	0	0	0	0	0	0	0	1	0	0	2
Sub571			3		25						10	
Sub398	0	0	0	0	0	0	0	0	0	0	0	0
Sub547					1						2	
Sub583	0	0	0	0	0	0	0	0	0	0	0	0
Sub381	0	0	0	0	4	0	0	3	0	0	10	2
Sub394	0	0	0	0	0	0	0	0	0	0	0	0
Sub557	0	15	0	0	5	0	0	0	0	0	0	0
Urb166	0	0	0	0	0	0	0	0	0	0	0	0
Urb182		12	0		0	1		1		10		
Urb194												
Urb405	0	0	1	0	0	0	0	0	0	0	0	0
Urb414												
Urb173	0	0	0	0	20	0	0	0	0	0	3	0
Urb378												
Urb388	0	0	0	0	2	0	0	0	0	0	2	0
Urb164	0	0	0	0	0	0	0	0	0	0	0	0
Urb424			25		35							
Pri336												
Pri341	0	0	0	0	0	0	0	0	100	0	0	0
Pri343	0	0	0	0	0	0	0	0	2	0	0	0
Pri366	0	0	0	0	0	0	0	0	0	0	0	0
Pri367	0	0	0	0	0	0	0	0	84	0	0	0
Pri371	0	0	0	0	1	0	0	0	0	0	0	0
Pri374					2				1		1	
Pri388												
Pri390	0	0	0	0	0	0	0	0	0	0	0	0
Pri391	0	0	1		1	0	0	0	0	0	0	0
Pri393									4			
Pri394	0	0	0	0	2	0	0	0	0	0	0	0
Pri395												
Pri404	0				2				2		1	1
Pri405	0	0	0	0	0	0	0	0	0	0	0	0
Pri407	0	0	0	0	0	8	0	0	2	0	0	0
Pri410	0	0	0	0	0	0	0	0	10	0	0	0

[illegible]

[illegible]

NewID	O8F	O8G	O8H	O8I	O8J	O8K	O8L	O9A	O9B	O9C	O9D	O9E	O10A
Met191	0	0	0	0	0	0	0	1					1
Met181	0	0	9	0	0	0	0	1	1	1	1	2	1
Met549								1					1
Met571													
Met173	0	0	0	0	0	0	0	1	2	1	2	2	2
Met538								1	2	2	2	2	2
Met539													
Met569	0	0	0	0	0	0	0	1					2
Met579								1	1				1
Sub541													
Sub392								1	1				1
Sub386	0	0	0	0	0	0	0	2	2	2	2	1	1
Sub402	0	0	0	0	0	0	0	1	2	1	2	2	1
Sub532	0	3	0	0	0	0	0	1					1
Sub578								1	2	2	2	2	1
Sub536								1					
Sub562	0	0	0	0	0	0	0	1	1				1
Met548								1					
Met183								1					
Met536	0	0	0	0	0	0	0	1	2	2	2	2	2
Met546	0	0	0	0	0	0	0	2	1	2	2	2	1
Met554													
Sub405			1					1		1		1	1
Sub579	0	0	0	0	0	0	0	1	2	2	2	2	1
Sub580								1		1			1
Met164	0	0	0	0	0	0	0	1	2	2	2	2	1
Urb174													
Urb198	0	0	0	0	0	0	0	1	1				1
Urb199	0	0	0	0	0	0	0	1	2	2	2	2	1
Urb392	0	0	0	0	0	0	0	2	1	2	2	2	1
Urb395								1	1	2	2	1	1
Urb421	0	0	0	0	0	0	0	1	2	2	2	2	1
Sub571		4	2				1	1	1	2	2	1	1
Sub398	0	0	0	0	0	0	0	1					1
Sub547	0	0	0	0	0	0	0		1			1	1
Sub583	0	0	0	0	0	0	0	2	1	2	2	2	1
Sub381	0	0	0	0	0	0	0	1	1	1			1
Sub394	0	0	0	0	0	0	0		1				
Sub557	0	0	0	0	0	0	0	1					1
Urb166	0	0	0	0	0	0	0	1	2	2	2	2	1
Urb182								1	1			1	1
Urb194													
Urb405	0	2	1	0	0	0	0	1	2	2	2	1	1
Urb414									1				
Urb173	0	0	2	0	0	0	0	1					1
Urb378													
Urb388	0	0	0	0	0	0	0		1				1
Urb164	0	0	0	0	0	0	0	2	1	2	2	2	1
Urb424								1	1	1	1	1	1
Pri336													
Pri341	0	0	0	0	0	0	0	1	2	2	2	2	1
Pri343	0	0	0	0	0	0	0	1					1
Pri366	0	0	0	0	0	0	0	1		1			1
Pri367	0	0	0	0	0	0	0	1	2	2	2	2	1
Pri371	0	0	0	0	0	0	0	1	2	2	2	2	1
Pri374	0	0	0	0	0	0	0	1					1
Pri388													
Pri390	0	0	0	0	0	0	0	1	1	1	2	1	1
Pri391	0	0	0	0	0	0	0	1	1	2	2	2	1
Pri393								1					1
Pri394	0	0	0	0	0	0	0	1	2	2	2	2	1
Pri395													
Pri404	0	0	0	0	0	0	0		1				1
Pri405	0	0	0	0	0	0	0	1	2	2	2	2	1
Pri407	0	0	0	0	0	0	0	1	2	1	2	2	1
Pri410	0	0	0	0	0	0	0	1					2

NewID	O10B	O11A	O11B	O11C	O11D	O11E	O11F	O11G	O11H	O11I	O11J	O11K	O11L
Met191	2	2	2	2	2	2	2	2	2	2	2	2	1
Met181	1	2	2	1	2	1	1	1	2	2	2	2	1
Met549													
Met571													
Met173	2	2	1	1	2	1	1	2	2	2	1	2	2
Met538	2	2	2	2	2	2	2	2	2	2	2	2	2
Met539													
Met569	2	2	2	1	2	2	1	2	1	2	2	2	1
Met579				1									
Sub541													
Sub392	1		1	1		1	1		1				1
Sub386		2	2	2	2	1	1	2	2		2	2	2
Sub402	2	2	2	1	2	2	2	2	2	2	2	2	2
Sub532	2	2	1	1	2	1	1	2	1	2	2	2	1
Sub578	2	1	1	1	1	1	1	2	1	2	1	2	1
Sub536	1			1	1	1	1						
Sub562	2	1	1	2	2	1	1	2	1	2	1	2	1
Met548		2	2	1	2	1	1	2	2	2	2	2	1
Met183		2	2	1	2	2	1	2	2	2	2	2	1
Met536	2	2	2	1	2	1	1	2	1	2	1	2	1
Met546	2	2	2	1	2	1	1	2	1	2	1	2	1
Met554													
Sub405						1	1						1
Sub579	2												
Sub580				1	1		1		1				
Met164	2	1	2	1	2	1	1	2	1	1	2	2	1
Urb174													
Urb198		2	2	1	1	1	1	1	1	2	1	1	1
Urb199	2	1	1	1	1	1	1	1	1	1	1	1	1
Urb392	2	2	2	2	2	1	1	2	2	2	2	2	1
Urb395	2			1	1	1	1		1				
Urb421	2	2	2	1	1	1	1	2	1	2	2	2	2
Sub571	1	2	2	1	1	1	1	2	1	1	1	1	1
Sub398		2	2	1	2	1	1	2	1	2	2	2	1
Sub547	2	2	2	1	2	1	1	2	1	2	1	1	1
Sub583	2	1	1	2	2	2	1	2	1	1	1	1	1
Sub381		2	2	1	2	1	1	2	2	2	2	2	2
Sub394	1												1
Sub557				1		1	1						1
Urb166	2	2	1	1	1	2	1	2	1	2	2	2	1
Urb182	1	1		1		1	1		1		1	1	1
Urb194													
Urb405	2	2	1	1	1	1	1	2	2	2	2	2	1
Urb414	1			1			1		1				1
Urb173	2					1	1						1
Urb378													
Urb388	1	1	2	2	2	2	1	2	1	1	2	2	2
Urb164	2	2	2	1	2	1	1	2	2	2	2	2	1
Urb424	1	1		1		1	1		1				
Pri336													
Pri341	1	1	1	1	1	1	1	2	2	2	2		1
Pri343				1		1	1						
Pri366		1	1	1	2	1	1	2	2	2	1	2	1
Pri367	2	1	1	1	1	2	1	2	2	2	2	2	2
Pri371	2	2	2	2	2	1	2	2	2	2	2	2	2
Pri374													
Pri388													
Pri390	1	1	2	1	1	1	2	2	1	2	1	2	1
Pri391	2	1	1	1	2	1	1	2	1	2	2	2	1
Pri393													
Pri394	2	2	1	1	1	1	1	1	1	2	2	2	2
Pri395													
Pri404		2	1	1	2	2	1	2	1	2	2	2	2
Pri405	2												
Pri407	2	2	2	1	2	1	1	2	2	2	2	2	1
Pri410		2	2	2	2	1	1	2	1	2	2	2	1



NewID	O11M	O11N	O11O	O11P	O11Q	O11R	O11S	O11T	O11U	O11V	O11W	O11X	O11Y
Met191	1	1	2	2	2	2	2	2	2	2	2	2	2
Met181	1	1	1	1	1	1	1	2	2	2	2	2	2
Met549													
Met571													
Met173	2	2	2	2	2	2	2	1	2	2	2	2	2
Met538	2	2	2	2	2	2	2	1	2	2	2	2	2
Met539													
Met569	1	1	2	2	2	2	2	2	2	2	2	2	2
Met579													
Sub541													
Sub392		1	1										1
Sub386	2	2	2	2	2	2	2	1	2	2	2	2	2
Sub402	2	2	2	2	2	2	2	2	2	2	2	2	2
Sub532	2	2	2	2	2	2	2	1	1	2	2	2	2
Sub578	1	1	1	1	2	1	2	2	2	2	2	2	2
Sub536													
Sub562	2	2	1	2	2	2	2	2	2	2	2	2	2
Met548	2	1	1	2	2	1	2	2	2	2	2	2	2
Met183	1	1	2	2	2	1	2	1	2	2	2	2	2
Met536	1	2	2	2	1	2	2	1	2	2	2	2	1
Met546	2	2	2	2	2	2	2	2	2	2	2	2	2
Met554													
Sub405	1	1	1										
Sub579													
Sub580													
Met164	1	1	2	2	1	2	2	1	2	2	2	2	2
Urb174													
Urb198	2	2	1	1	2	1	2	2	2	2	2	2	2
Urb199	1	1	1	1	1	1	1	1	1	1	1	1	1
Urb392	2	1	2	2	2	2	2	2	2	2	2	2	2
Urb395													
Urb421	2	2	1	2	2	2	2	1	1	2	2	2	2
Sub571	1	1	2	1	2	1	2	2	2	2	2	2	2
Sub398	1	1	2	2	2	2	2	2	2	2	2	2	2
Sub547	1	1	2	2	2	2	2	2	2	2	2	2	1
Sub583	1	1	2	2	2	2	2	2	2	2	2	2	2
Sub381	2	2	2	2	2	2	2	2	2	2	2	2	2
Sub394		1											
Sub557	1	1	1										
Urb166	1	1	2	2	2	2	2	2	2	2	2	2	2
Urb182								1					
Urb194													
Urb405	1	1	1	2	2	2	2	1	1	2	2	1	2
Urb414	1	1				1	1						
Urb173		1		1	1	1							
Urb378													
Urb388	2	2	2	2	2	2	2	2	2	2	2	2	2
Urb164	2	2	2	2	2	2	2	2	2	2	2	2	2
Urb424								1					
Pri336													
Pri341	1	2	2	2	2	2	2	2	2	2	2	2	2
Pri343													
Pri366	2	2	2	1	2	2	2	1	2	2	2	2	2
Pri367	2	2	2	2	2	2	2	2	2	2	2	2	2
Pri371	2	2	2	2	2	2	2	2	2	2	2	2	2
Pri374													
Pri388													
Pri390	2	2	2	2	2	2	2	1	2	2	2	2	2
Pri391	2	2	2	2	2	2	2	2	2	2	2	2	2
Pri393													
Pri394	2	2	2	2	2	2	2	2	2	2	2	2	2
Pri395													
Pri404	1	2	2	2	2	2	2	2	2	2	2	2	2
Pri405													
Pri407	2	2	2	2	2	2	2	2	2	2	2	2	2
Pri410	1	1	2	2	2	1	2	1	2	2	2	2	2



NewID	O14G	O14H	O15A	O15B	O15C	O16	O18a	O19a	O18b	O19b	O18c	O19c	O18d
Met191	2	2	0	0	0	6			2	1			
Met181	2	2	0	0	0	2			1	1			
Met549	2	2				6			1	1			
Met571									2	2			
Met173	2	2	0	0	0	3							
Met538	2	2	0	0	0	15			1	1			
Met539													
Met569	2	2	0	0	0	9			1	1			
Met579	2	2	4	1	4	12							
Sub541													
Sub392	2	2	0	0	0	4			1	1			
Sub386	2	2	0	0	0	10			1	1			
Sub402	2	2	0	0	0	2			2	2			
Sub532	2	2	0	0	0	5			1	1			
Sub578	2	2	0	0	0	5			1	1			
Sub536	2	2	0	0	0	9			1	1			
Sub562	2	2	0	0	0	4			2	2			
Met548						5			1	1			
Met183	2	2	0	0	0	6			1	1			
Met536	2	2	0	0	0	8			1	1			
Met546	2	2	0	0	0	6			1	1			
Met554						10			1	1			
Sub405	2	2	0	0	0	5			1	1			
Sub579	2	2	0	0	0	2			1	1			
Sub580	2	2	0	0	0	10			1	1			
Met164	2	2	0	0	0	7			2	1			
Urb174						1			2	2			
Urb198	2	2	0	0	0	10			2	1			
Urb199	2	2	0	0	0	4			2	2			
Urb392	2	1	0	0	0	12			2	1			
Urb395	2	2	0	0	0	3			1	1			
Urb421	2	2	0	0	0	4			2	2			
Sub571	2	1	0	0	0	3			2	2			
Sub398	2	2	0	0	0	5			1	1			
Sub547	2	2	0	0	0	3			1	1			
Sub583	2	2	0	0	0	2			1	1			
Sub381	2	2	0	0	0	4			1	2			
Sub394	2	2	0	0	0	5			2	1			
Sub557						4			1	1			
Urb166	2	2	0	0	0	6			1	1			
Urb182	1			1		7							
Urb194	2	2	0	0	0	5							
Urb405	2	2	0	0	0	4			1	1			
Urb414	2	2							2	1			
Urb173	2	1	0	0	0	5			1	1			
Urb378													
Urb388	2	2	0	0	0	5			1	1			
Urb164	2	2	0	0	0	6			1	1			
Urb424	2	2	0			4			2	2			
Pri336	2	2	0	0	0	5			1	1			
Pri341	2	2	0	0	0	6			1	2			
Pri343	2	2	0	0	0	4			1	1			
Pri366	2	2	0	0	0	4			2	1			
Pri367	2	2	0	0	0	7			1	1			
Pri371	2	2	0	0	0	8			1	1			
Pri374	2	2	0	0	0	7							
Pri388						7			1	1			
Pri390	2	2	0	0	0	6			1	1			
Pri391	2	2	0	0	0	1			2	2			
Pri393						14			1				
Pri394	2	2	0	0	0	3			1	1			
Pri395						5			1	1			
Pri404		2	0	0	0	5			1	1			
Pri405	2	2	0	0	0				2	2			
Pri407	2	2	0	0	0	3			1	1			
Pri410	2	2	0	0	0	4			2	1			

NewID	O19d	O18e	O19e	O18f	O19f	O18g	O19g	O18h	O19h	O20	O21	O22A	O22B
Met191										1	13	1	3
Met181										1		3	2
Met549										3		3	3
Met571										2	27	2	1
Met173										2	20	2	2
Met538										2	20	3	2
Met539													
Met569										1	3	4	2
Met579										1	3	2	3
Sub541													
Sub392										2	6	3	2
Sub386										2		5	1
Sub402										2		5	1
Sub532										1		4	3
Sub578										1	27	4	5
Sub536										3	27	3	3
Sub562										1		2	3
Met548										2	8	2	2
Met183										1	18	2	4
Met536										2		3	3
Met546										1	8	2	3
Met554										4	27		
Sub405										2	5	4	4
Sub579										4	27	4	4
Sub580										2		2	4
Met164										1		3	4
Urb174										1	3	1	1
Urb198										1		5	4
Urb199										1	8	4	3
Urb392										2	12	2	3
Urb395										1		4	2
Urb421										2	27	3	3
Sub571										1	6	5	2
Sub398										1		3	2
Sub547										2	13	2	2
Sub583										2	8	3	4
Sub381										1	3	3	1
Sub394										2	12	2	4
Sub557										1		4	2
Urb166										3	3	3	3
Urb182										1	3	4	2
Urb194										1		3	2
Urb405										1	27	3	4
Urb414										2	8	4	3
Urb173										2	12	3	3
Urb378													
Urb388										1	8	2	2
Urb164										1	6	4	3
Urb424										1	6	3	1
Pri336										2		3	2
Pri341										2	2	3	3
Pri343										2	3	2	3
Pri366										2	27	3	4
Pri367										2	3	4	2
Pri371										3	12	3	3
Pri374										2	27		
Pri388										3	27		
Pri390										2	3	4	2
Pri391										1	8	4	2
Pri393										4	27		
Pri394										3		3	3
Pri395										1	27	4	4
Pri404										1		4	3
Pri405										2	27	3	3
Pri407										1	3	5	3
Pri410										1	8	1	5

NewID	O22D	O22E	O22F	O22G	O22H	O22I	O22J	O22K	O22L	O22M	O23A	O23B	O23C
Met191	5	3	5	2	5	4	4	2	1	5	1	5	5
Met181	3	2	4	4	1	3	3	3	3	1	1	5	2
Met549	3	4	4	3	3	3	3	3	3	3	4	4	3
Met571	4	3	5	2	4	3	4	4	4	4	3	4	4
Met173	5	5	5	3	5	4	4	2	3	5	4	2	2
Met538	4	4	5	4	5	4	4	4	4	4	3	4	4
Met539													
Met569	5	5	4	3	3	3	3	3	3	5	2	3	3
Met579	5	3	5	4	4	2	3	2	4	5	3	3	4
Sub541													
Sub392	4	4	4	2	4	2	4	2	4	4	4	2	3
Sub386	5	5	2	1	1	4	5	5	5	1	4	3	5
Sub402	3	5	3	1	4	4	5	4	5	2	3	5	3
Sub532	3	3	3	4	3	3	3	3	3	3	4	2	2
Sub578	5	5	5	3	3	3	3	3	3	3	3	3	3
Sub536	3	3	3	3	3	3	3	3	3	3	2	3	3
Sub562	5	2	4	4	2	4	2	2	2	2	4	2	4
Met548	2	4	4	4	4	2	4	1	3	4	3	3	2
Met183	4	5	5	2	4	3	3	2	3	4	4	2	2
Met536	4	3	2	2	2	4	3	3	3	4	4	3	2
Met546	4	4	4	2	4	2	2	2	3	4	4	2	3
Met554													
Sub405	4	4	3	4	2	3	3	3	3	2	1	2	2
Sub579	4	3	3	4	3	3	3	3	3	3	4	2	3
Sub580	4	4	5	4	4	3	3	3	3	5	3	3	4
Met164	4	4	4	4	4	2	4	2	2	3	4	3	4
Urb174	5	5	5	3	5	4	3	2	3	5	4	4	3
Urb198	5	5	3	3	2	5	5	5	5	3	4	3	4
Urb199	3	3	5	4	4	2	2	2	2	5	2	3	4
Urb392	4	2	4	4	3	3	4	4	4	3	4	3	2
Urb395	4	3	2	4	3	4	4	4	4	4	4	2	3
Urb421	3	3	3	3	3	3	3	3	3	3	4	3	3
Sub571	5	4	3	2	2	3	4	4	4	3	4	3	2
Sub398	5	5	4	2	4	2	4	4	5	5	1	4	2
Sub547	5	5	5	3	5	3	3	1	3	2	2	2	3
Sub583	5	5	4	3	3	2	4	2	4	3	4	3	2
Sub381	2	3	3	1	3	2	2	3	3	2	2	4	3
Sub394	4	4	4	3	3	2	4	2	3	4	3	2	3
Sub557	4	5	4	1	3	3	2	3	3	5	4		3
Urb166	4	4	2	4	2	2	4	4	4	4	4	4	4
Urb182	4	4	3		2	3		2	2	2	4		2
Urb194	4	4	2	2	2	3	3	3	3	4			
Urb405	5	5	4	3	3	2	3	3	3	5	3	5	4
Urb414	4	4	2	3	2	4	4	4	4	4			
Urb173	5	2	3	2	4	3	3	3	3	3	4	4	4
Urb378													
Urb388	5	5	4	5	5	4	4	4	4	5	2	4	4
Urb164	4	3	3	3	3	4	4	4	4	3	5	3	3
Urb424	4	2	5	5	2	2	3	4	4	3			
Pri336	3	5	5	2	4	2	3	2	3	4	3	5	3
Pri341	4	4	3	2	3	3	3	3	3	3	4	4	4
Pri343	3	3	4	3	3	4	3	2	3	3	4	5	3
Pri366	5	5	5	2	3	3	3	2	3	3	4	2	2
Pri367	4	4	5	2	4	2	3	1	3	4	4	4	4
Pri371	3	3	3	3	3	3	3	3	3	3	5	4	2
Pri374													
Pri388													
Pri390	4	4	2	2	2	3	4	4	4	4	4	4	4
Pri391	4	5	3	4	4	5	5	4	4	3	5	3	3
Pri393											4	4	4
Pri394	4	3	3	3	3	3	3	3	3	3	3	3	4
Pri395	4	4	3	2	2	4	4	4	4	3			
Pri404	5	5	5	2	2	2	2	2	2	3	4	3	2
Pri405	4	3	3	3	3	3	3	3	3	3	3	3	3
Pri407	5	5	4	3	2	4	3	4	4	5	3	4	3
Pri410	5	5	5	5	5	4	4	1	4	5	4	3	4

NewID	O23D	O23E	O23F	O23G	O23H	O23I	O23J	O23K	O23L	O23M	O23N	O23O	O23P
Met191	2	5	3	5	5	3	5	1	3	4	5	5	5
Met181	1	5	3	1	4	4	5	1	1	3	4	5	5
Met549	2	4	3	4	4	3	4	3	3	4	3	3	3
Met571	2	4	2	4	4	3	4	2	2	3	3	3	4
Met173	1	2	5	1	2	1	3	4	5	1	2	1	2
Met538	2	4	3	5	3	3	3	2	3	4	4	3	5
Met539													
Met569	1	1	5	1	5	1	3	2	5	3	4	3	4
Met579	1	5	5	2	3	1	3	2	5	4	5	5	3
Sub541													
Sub392	2	4	3	2	4	2	2	4	3	3	2	2	2
Sub386	1	5	5	4	5	4	3	3	5	3	5	3	2
Sub402	1	5	5	1	5	1	5	3	5	5	5	1	5
Sub532	2	4	4	2	3	3	3	4	4	3	3	2	3
Sub578	2	5	5	3	5	1	3	3	5	5	4	3	5
Sub536	2	3	3	4	3	2	3	2	4	4	3	3	4
Sub562	2	2	1	1	5	5	4	3	2	4	4	4	2
Met548	2	4	4	4	4	3	3	2	2	4	3	3	4
Met183	1	3	4	2	4	2	5	3	5	2	2	2	4
Met536	2	2	5	2	3	2	3	4	4	3	3	2	2
Met546	2	2	4	4	3	4	3	4	4	4	2	2	3
Met554	1	4	5	3	4	1	3	2	5	2	4	3	4
Sub405	1	3	3	5	5	1	2	1	3	3	3	2	4
Sub579	3	5	4	3	2	2	2	2	2	2	4	4	3
Sub580	1	4	5	4	5	1	3	3	5	5	5	3	4
Met164	2	4	3	2	4	4	4	3	4	3	3	4	3
Urb174	2	5	5	4	5	2	3		4	4	2	1	4
Urb198	3	4	3	3	5	5	3	2	4	3	3	3	5
Urb199	2	2	3	5	3	4	3	2	2	4	3	3	4
Urb392	1	2	3	4	2	4	3	4	4	2	4	2	3
Urb395	1	4	5	1	4	2	5	5	5	2	2	1	2
Urb421	3	4	3	3	4	4	4	3	4	3	4	3	4
Sub571	5	3	4	1	4	5	3	3	3	4	2	2	1
Sub398	2	1	4	4	5	1	5	3	4	4	3	2	4
Sub547	2	3	4	4	4	2	3	2	4	5	4	3	5
Sub583	1	4	5	2	4	1	3	2	5	4	4	1	4
Sub381	1	3	4	4	4	1	4	3	4	4	3	2	4
Sub394	2	2	4	4	3	2	4	3	4	2	2	2	4
Sub557	1	5	5	5	5	2	5	5	5	5	4	2	5
Urb166	2	4	4	2	4	2	3	3	4	2	2	3	2
Urb182	1	4	1	3	4	1	4	4	4	4	2	1	4
Urb194													
Urb405	1	4	5	3	5	3	4	2	5	3	3	4	5
Urb414													
Urb173	1	3	5	4	4	2	3	4	4	3	4	4	2
Urb378													
Urb388	1	5	4	4	5	4	3	3	4	4	4	4	4
Urb164	1	3	5	1	3	2	3	5	5	2	3	3	2
Urb424													
Pri336	1	4	5	4	4	3	5	4	4	4	3	3	4
Pri341	1	3	5	2	3	1	4	4	5	2	2	2	2
Pri343	2	5	5	2	3	2	2	4	4	3	4	3	2
Pri366	1	5	5	1	3	2	2	2	4	2	5	2	4
Pri367	1	5	5	1	4	1	4	4	5	2	4	1	2
Pri371	1	1	5	2	3	2	4	5	5	4	3	2	3
Pri374													
Pri388													
Pri390	2	5	5	2	4	2	3	2	4	4	4	2	2
Pri391	1	3	3	2	5	3	5	2	3	4	3	3	2
Pri393	1	4	4	2	3	1	4	4	5	4	3	3	3
Pri394	4	4	2	4	4	3	2	2	3	4	3	3	4
Pri395													
Pri404	1	3	5	3	4	2	4	2	5	3	3	2	4
Pri405	3	3	2	3	3	3	3	3	3	3	3	3	2
Pri407	1	4	5	3	4	1	3	3	5	3	4	1	3
Pri410	3	4	4	4	5	2	4	2	4	3	3	2	4

NewID	Q24A	Q24B	Q24C	Q24D	Q24E	Q24F	Q24G	Q24H	Q24I	Q24J	Q24K	Q24L
Met191	4	0	0	0	0	0	0	0	0	0	0	0
Met181	60	0	0	10	10	0	20	10	3	5	10	80
Met549	20	0	0	0	0	0	3	0		3	2	20
Met571	0	0	0	0	0	0	0	0	0	0		30
Met173	125	0	0	0	0	0	0	0	50	10	0	50
Met538	3	0	6	0	6	0	0	0	0	0	0	0
Met539												
Met569	25	0	0	0	5	1	0	0	0	0	0	0
Met579	25											
Sub541												
Sub392	22	0	12	0	21	0	0	0	2	0	0	6
Sub386	0	1	0	0	1		41	0	0	0	0	0
Sub402	40	0	0	0	40	0	0	0	0	0	0	40
Sub532	30		14	30	14	0	0	0	0	0	0	0
Sub578	30	0	0	0	30	2	0	0	0	0	0	10
Sub536	5	0	0	0	14	0	0	1	2	4	0	10
Sub562	2	0	0	0	0	0	0	0	0	0	0	60
Met548	10	0	3	0	80	0	0	0	0	0	0	20
Met183	15	0	0	0	30	0	0	0	0	0	0	0
Met536	10	0	0	0	3	0	6	0	3	0	3	30
Met546	48	0	0	0	0	0	0	0	0	0	0	0
Met554	0	0	0	0	2	10	2	0	0	0	0	0
Sub405	18	2	4	10	0	0	2	0	5	0	1	5
Sub579	1	0	10	20	0	0	0	0	1	0	0	0
Sub580	21	0	0	0	0	0	46	0	5	4	10	5
Met164	28	0	0	0	0	0	0	0	0	0	0	0
Urb174	0	0	0	30	0	0	10	0	0	0	0	30
Urb198	10	0	0	0	7	10	0	0	0	0	0	0
Urb199	1	0	0	0	0	0	0	0	0	0	0	0
Urb392	3	0	0	0	3	0	0	0	0	0	0	1
Urb395	30	10	5	0	2	10	0	0	0	0	0	0
Urb421	20	0	20	1	5	1	5	0	1	0	0	2
Sub571	25	20	42	3	2	0	0	0	0	5	0	3
Sub398	8	0	0	0	1	10	8	0	0	0	0	0
Sub547	5	10	30	0	0	0	0	0	0	0	0	0
Sub583	3	0	3	3	0	2	0	0	1	2	0	3
Sub381	30	0	0	0	0	0	0	0	0	0	1	0
Sub394	3									35		
Sub557	85	0	4	0	0	0	0	0	0	0	0	0
Urb166	10	0	30	0	4	10	0	0	0	2	0	30
Urb182	70	2	6		5	80				8	15	
Urb194												
Urb405	19	1	0	0	15	0	0	0	0	0	0	6
Urb414			30									
Urb173	30	0	0	0	180	0	0	0	0	0	0	60
Urb378												
Urb388	40	0	0	0	0	0	0	0	0	0	0	0
Urb164	5	0	0	0	25	100	0	0				

NewID	Q24M	Q25A	Q25B	Q25C	Q25D	Q25E	Q25F	Q25G	Q25H	Q26A	Q26B	Q26C
Met191	0	0	0	0	0	0	0	0	359	0	0	2
Met181	2	0	0	0	0	0	0	17	0	0	20	0
Met549	0	0	0	0	200	0	3	0	50	0	1	0
Met571	0	0	45	0	0	5	0	0	100	0	0	10
Met173	20	50	60	0	0	50	20	0	0	30	20	100
Met538	0	0	50	0	10	0	0	0	300	0	0	0
Met539												
Met569	0	0	30	0	10	0	5	0	360	0	0	0
Met579										3	2	15
Sub541												
Sub392	0	0	0	0	21	0	1	7	365	4	0	6
Sub386	28	0	120	0	0	0	30	120	365	0	26	0
Sub402	12	0	10	0	10	2	60	0	200	3	60	60
Sub532	3	0	0	0	10	3	3	0	350	0	2	0
Sub578	30	1	10	0	20	0	3	0	25	10	40	100
Sub536	4	0	0	0	0	0	0	4	0	0	0	2
Sub562	0	20	30	0	0	0	4	0	300	0	5	0
Met548	0	0	0	0	0	0	0	0	20	0	2	15
Met183	0	0	0	0	60	0	0	0	120	0	20	0
Met536	30	0	0	0	7	0	30	0	365	40	80	40
Met546	0	0	30	0	0	0	8	0	80	0	6	0
Met554	15	2	100	10	10	0	6	0	365	0	0	0
Sub405	2	0	40	0	60	0	4	5	350	0	0	0
Sub579	0	0	20	0	10	0	5	0	365	0	0	0
Sub580	20						5	10		2	20	
Met164	0	0	0	0	0	0	0	0	0	0	0	0
Urb174	0	0	120	0	0	0	2	0	365	14	0	0
Urb198	7	10	90	120	0	365	0	120	350	0	0	7
Urb199	0	0	0	0	0	0	0	0	0	0	0	0
Urb392	2	0	60	0	25	0	5	0	350	0	52	22
Urb395	10	0	30	0	0	0	5	30	100	0	10	2
Urb421	3	0	15	0	2	0	5	1	300	0	50	80
Sub571	0	0	0	0	10	0	4	10	50	3	20	40
Sub398	20	3	0	0	0	0	2	0	365	2	6	6
Sub547	0	0	0	0	0	0	0	0	0	3	3	20
Sub583	2	0	0	0	0	0	5	1	365	2	50	150
Sub381	0	0	0	0	20	0	10	0	365	25	2	10
Sub394		0	0	0	0	0	0	0	150	0	0	0
Sub557	25	0	0	0	0	0	5	0	100	15	40	0
Urb166	10	0	0	0	0	0	5	0	365	0	5	30
Urb182	50	100	100				20		100		25	25
Urb194												
Urb405	15	20	60	0	0	10	12	0	365	1	12	30
Urb414												
Urb173	0	0	12	0	0	0	0		100	0	10	0
Urb378												
Urb388	20	0	0	0	200	0	0	0	365	0	0	0
Urb164	0	0	90	12	0	12	1	10	365	0	0	0
Urb424												
Pri336	0	0	10	0	0	0	0	0	30	30	20	0
Pri341	20	5	0	0	10	0	15	0	150	0	100	10
Pri343	0	0	2	0	2	5	2	4	365	3	2	0
Pri366	50	0	20	0	0	0	0	0	40	20	0	0
Pri367	0	0	0	0	0	0	3	6	360	0	5	0
Pri371	0	10	21	0	5	5	5	0	100	0	0	0
Pri374	20				20		30	30		0	0	0
Pri388	10	20	0	100	0	0	10	0	365	0	100	100
Pri390	15	0	5	0	10	10	10	0	300	20	15	10
Pri391	5	0	0	0	20		3	0	300	0	10	50
Pri393										20	20	15
Pri394	5	0	90	0	10	0	21	0	90	0	0	0
Pri395												
Pri404	0	0	40	0	4	0	0	100	50	12	2	0
Pri405	0	0	2	0	0	0	0	0		0	0	0
Pri407	20	2	0	0	0	0	5	0	100	0	5	0
Pri410	0	0	0	0	0	0	0	0	50	0	0	0



NewID	Q26D	Q26E	Q26F	Q27	Q27O	Q28	Q29A	Q29B	Q29C	Q29D	Q29E	Q30
Met191	0	0	0	4		0			1			3
Met181	0	0	120	5		3	1					2
Met549				1		1	1					3
Met571	0	0	10	1		0	1					2
Met173	0	0	300	3		2	1					6
Met538	0	0	30	2		0			1			2
Met539												
Met569	0	0	0	1		0	1					2
Met579	1	3	0	3		0				1		4
Sub541												
Sub392	0	0	0	1		1			1			3
Sub386	160	60	365	3		0	1				1	5
Sub402	10	0	100	3		3	1					5
Sub532	0	0	0	3		0	1					4
Sub578	100	0	20	2					1			3
Sub536	1	0	10	0	1		1					2
Sub562	0	0	60	1		1			1			3
Met548	0	0	0	1		0			1			3
Met183	0	0	0	1		1			1			4
Met536	90	90	100	4		4	1					7
Met546	0	0	50	2		0		1				3
Met554	0	0	60	1		0			1			5
Sub405	0	3	10	4		2	1					4
Sub579	0	0	100	4		1	1					7
Sub580	50		100	4		4	1					4
Met164	0	0	0		1		1					2
Urb174	0	14	200	2		0	1					5
Urb198	0	0	30	1		1			1			3
Urb199	0	0	0			1						
Urb392	5	3	14	3		2	1					5
Urb395	0	0	30	2		1	1					6
Urb421	20	0	100	1	3	2		1				5
Sub571	0	0	20	1	7	3	1					5
Sub398	0	10	100	2		0	1					3
Sub547	0	3	0	1	4	2	1					3
Sub583	0	10	150	1	3	2	1					6
Sub381	0	40	0	3		2	1					4
Sub394	0	0	0	1		0	1					3
Sub557	0	0	41	2		2				1		5
Urb166	0	0	10	4		3	1					2
Urb182		12	300	2		1			1			6
Urb194												
Urb405	0	0	300	4		4	1					3
Urb414				1	2	2					1	5
Urb173	0	0	0	4		0			1			2
Urb378												
Urb388	0	0	0	1	1	2			1			2
Urb164	0	0	0	1		1			1			3
Urb424												
Pri336	10	30	20	2		0	1					5
Pri341	200	100	360	4		2		1				2
Pri343	4	3	150	1		1	1					5
Pri366	0	0	80	1	1	1			1			4
Pri367	0	0	30	1		0	1					2
Pri371	0	0	300	1		0		1				6
Pri374	0	0	40	2		1	1					4
Pri388	20	60	100	8		2	1					5
Pri390	30	50	300	1		0	1					5
Pri391	50	0	100	5		4	1					6
Pri393			150	2					1			6
Pri394	0	0	90	4		4	1					
Pri395												
Pri404	0	0	365	1								3
Pri405	0	0	0		1		1					2
Pri407	10	10	30	1	1						1	3
Pri410	0	0	0	1		0	1					2

NewID	Q31	Q32	Q33
Met191	68111	1962	6
Met181	68112	1984	
Met549	68112	1966	5
Met571	68112	1959	
Met173	68114	1964	11
Met538	68114	1952	4
Met539	68114	1984	
Met569	68114	1962	
Met579	68114	1952	7
Sub541	68116	1995	
Sub392	68122	1956	6
Sub386	68123	1989	6
Sub402	68123	1978	8
Sub532	68123	1963	7
Sub578	68123	1962	5
Sub536	68124	1959	6
Sub562	68124	1958	3
Met548	68127	1950	7
Met183	68128	1951	6
Met536	68128	1980	9
Met546	68128	1955	
Met554	68128	1957	9
Sub405	68130	1992	6
Sub579	68130	1983	9
Sub580	68130	1952	10
Met164	68131	1963	3
Urb174	68134	1964	8
Urb198	68134	1948	5
Urb199	68134	1966	
Urb392	68134	1965	7
Urb395	68134	1987	8
Urb421	68134	1995	3
Sub571	68135	1975	8
Sub398	68136	1962	8
Sub547	68136	1989	8
Sub583	68136	1978	7
Sub381	68137	1990	6
Sub394	68137	1962	6
Sub557	68137	1988	7
Urb166	68144	1981	8
Urb182	68144	1958	
Urb194	68144	1963	4
Urb405	68144	1978	6
Urb414	68144	1998	10
Urb173	68147	1947	4
Urb378	68147	1978	
Urb388	68147	1952	4
Urb164	68152	1955	5
Urb424	68152	1985	
Pri336	68154	1989	9
Pri341	68154	1970	1
Pri343	68154	1993	8
Pri366	68154	1965	5
Pri367	68154	1960	8
Pri371	68154	1947	7
Pri374	68154	1960	2
Pri388	68154	1972	8
Pri390	68154	1993	6
Pri391	68154	1978	8
Pri393	68154	1949	7
Pri394	68154	1974	8
Pri395	68154	1954	3
Pri404	68154	1950	5
Pri405	68154	1982	
Pri407	68154	1998	8
Pri410	68154	1958	8

NewID	Mode	O1A	O1B	O2A	O2B	O2C	O2D	O2E	O2F	O2G	O2H	O2I	O2J	O2K
Sub403	1	8					1	1	1					
Sub550	2	1	20				1	1	1	1	1	1	1	
Urb223	1	38					1	1	1	1	1			
Urb541	1	4							1	1			1	
Urb543	2	1	35				1		1	1	1	1		
Urb552	1	90						1	1	1	1			
Urb553	1	15					1	1	1					
Urb564	2	1	50			1	1	1	1	1	1	1	1	
Sub188	1	120					1	1	1	1	1	1	1	1
Sub206	1	120						1	1	1	1	1		
Sub211	2	1	3							1	1			
Sub759	1	5							1	1	1			
Urb238	1	2						1	1					
Urb249	1	37		1	1		1	1	1	1	1	1		
Urb257	1	17					1	1	1	1	1			
Urb533	1	5					1	1				1	1	
Urb542	1	3						1						
Urb571	2	1				1	1	1	1	1	1	1	1	
Pri37	1		1											
Pri44	1	1										1		
Pri55	1	10							1	1				
Pri499	1	35					1	1	1	1	1	1	1	1
Met604	1	90						1	1	1	1			
Met609	1							1	1	1	1	1		
Met732	1	10										1	1	
Met739	2	1	5							1				
Urb558	1	5							1	1		1		
Met634	1	4					1	1						
Met694	1	1										1		
Met720	1	4							1	1				
Met741	1	12						1	1					
Urb538	2	1	200	1										
Met710	1	5							1	1	1	1		
Urb248	1	30						1	1	1				
Met585	1	40						1	1	1	1	1		
Met592	1		1											
Met621	1	1												
Met591	1	40							1	1	1			
Met614	1	30						1	1	1				
Met690	2	1	25			1	1	1	1	1	1	1	1	1
Met737	2	1	10					1	1	1	1	1	1	
Met699	1	28					1	1	1	1	1	1	1	
Met727	1	14					1	1	1					
Sub160	1	7				1		1	1	1				
Sub172	1	45					1	1	1	1	1	1	1	
Sub178	1	50				1	1	1	1	1	1	1	1	1
Sub750	1	25						1	1	1	1	1		
Sub751	1	46				1	1	1	1	1				
Urb230	1	7		1	1		1							
Urb583	1	250				1	1	1	1	1	1	1	1	1
Sub198	1	2							1				1	
Sub192	2	1	20					1	1	1				
Sub212	2	1	2							1	1			
Sub746	1	2										1		
Met633	1		1											
Met693	2	1	15	1	1	1								
Met701	2	1	15		1			1	1	1				
Met704	1	3								1	1	1		
Met726	1	100						1	1	1	1	1		
Met613	1	2						1	1	1				
Met631	1	25		1	1			1	1	1	1	1		
Met703	2	1	15							1	1	1	1	
Met707	2	1	15			1	1	1	1	1		1	1	
Met729	2	1	36	1	1	1	1	1	1	1		1	1	1
Met731	1	30						1	1	1	1	1	1	
Sub162	1	0	1											

NewID	O2L	O3	O4A	O4B	O4C	O5	O6A	O6B	O6C	O6D	O6E	O6F	O6G
Sub403		1	8			2	0	0	0	0	0	0	0
Sub550		1	5	15		2							
Urb223		2	5	18	15	1	0	0	0	0	0	0	0
Urb541		2	0	4	0	1	0	0	0	0	0	0	0
Urb543		2	30	1	4	1				1			
Urb552		2		90		2						20	
Urb553		1	5	10		1							
Urb564		1	48			2							
Sub188		1	103	10	7	1	0	0	0	0	0	0	0
Sub206		1	100	20	0	1							
Sub211		2	3			2							
Sub759			1	4	0	2	0	0	0	2	0	0	0
Urb238		2		2		2	0	0	0	0	0	0	0
Urb249		1	10	15	12	2	0	0	0	0	0	0	0
Urb257		2	2	15		1							
Urb533			0	5	0	2	2	0	0	0	0	0	0
Urb542		2		3		1	0	0	0	0	0	0	0
Urb571		2	100	20	5	1							
Pri37													
Pri44		2	1			2							
Pri55		2	0	10	0	2	0	0	0	0	0	0	0
Pri499		2	25	7	3	2	0	0	15	5	0	0	0
Met604		1	10	80	0	1	10	0	1	0	0	0	0
Met609		2	0	5	1	2							
Met732		2	8	2		1							
Met739		3	0	5	0	1	0	0	0	0	0	0	0
Urb558		2		5		2	0	0	0	0	0	0	0
Met634		1		4		1	0	0	0	0	0	0	0
Met694		2		1		2							
Met720		1	2	2		1	0	0	0	0	0	0	0
Met741		1	0	3		1							
Urb538		2	100	80	20	2	0	0	2	0	0	0	0
Met710		2	5	0	0	2	0	0	0	0	0	0	0
Urb248			30			1	3	0	0	0	10	0	0
Met585		1	30	10	0	1	0	0	2	0	0	0	0
Met592													
Met621		1	1			2	0	1	1	0	0	0	0
Met591		2	38	2		1	1	0	0	0	0	0	0
Met614		1	30	0	0	1							
Met690		2	20	0	5	2	0	0	8	2	0	0	0
Met737		2	7		3	1			3				
Met699		1	21		7	2							
Met727		2	14	0	0	2	0	0	1	0	0	0	0
Sub160		2	0	4	3	1	0	0	0	0	0	0	0
Sub172		1	35	10		2	0	0	0	0	0	0	0
Sub178		2	40	5	5	2	1			6			
Sub750		1	25			2	0	0	0	0	0	0	0
Sub751		2	46			2			40				
Urb230			1	1	5	1	0	0	0	0	0	0	0
Urb583		1	250	0	0	1	15	0	150	0	0	10	0
Sub198		2		2		2	0	0	0	0	0	0	0
Sub192		2		12	8	2						0	
Sub212		2	2	0	0	2	0	0	0	0	0	0	0
Sub746		3	1	1	0	2							
Met633													
Met693		1	12	3	2	2							
Met701		2	10	2	3	1							
Met704		2		3		1	0	0	0	0	0	0	0
Met726				100		2							
Met613		1		2		2	0	0	0	0	0	0	0
Met631		2	10	15	0	1	0	0	0	1	0	0	0
Met703		1		6	9	1	0	0					
Met707		2	0	15	7	2							
Met729		2	4	32		1							
Met731		2	5	20	5	2							
Sub162													

NewID	O6H	O6I	O6J	O6K	O6L	O6M	O6N	O6O	O6P	O6Q	O6R	O6S
Sub403	0	0	0	0	0	0	0	0	8	0	0	0
Sub550					1	1		3	2		7	
Urb223	0	0	0	0	0	0	0	0	0	0	0	0
Urb541	0	0	0	0	0	0	0	0	0	0	1	0
Urb543					14			5			10	
Urb552											10	
Urb553												
Urb564					42			3			3	
Sub188	0	0	5	0	3	2	0	0	4	0	0	0
Sub206			2		1				10			
Sub211			3									
Sub759	0	0	0	0	0	0	0	0	0	0	0	0
Urb238	0	0	0	0	0	0	0	0	0	0	0	0
Urb249	0	0	5	4	1	0	0	0	0	0	0	0
Urb257												
Urb533	0	0	0	0	0	0	0	0	0	0	0	0
Urb542	0	0	0	0	0	0	0	0	0	0	0	0
Urb571			10								60	
Pri37												
Pri44												
Pri55	0	0	0	0	0	0	0	0	0	0	0	0
Pri499	0	0	3	0	3	1	0	0	0	0	2	0
Met604	0	0	0	0	0	0	0	0	5	0	0	0
Met609												
Met732									8			
Met739	0	0	0	0	0	0	0	0	0	0	0	0
Urb558	0	0	0	0	0	0	0	0	0	0	0	0
Met634	0	0	0	0	0	0	0	0	0	0	0	0
Met694												
Met720	0	0	1	0	0	0	0	0	0	1	0	0
Met741												
Urb538	0	0	0	0	20	0	0	0	2	0	20	0
Met710	0	0	0	0	0	0	0	1	0	0	0	0
Urb248	0	0	10	0	1	0	0	0	2	0	4	0
Met585	0	0	2	0	0	0	0	0	6	0	0	0
Met592												
Met621	0	0	0	0	0	0	0	0	0	0	0	0
Met591	0	0	0	0	1	1	0	0	1	0	12	0
Met614												
Met690	0	0	0	0	2	0	0	0		0	3	0
Met737												
Met699		3			10				4			3
Met727	0	0	0	0	0	0	0	0	4	0	0	0
Sub160	0	0	0	0	0	0	0	0	0	0	0	0
Sub172	0	0	25	0	5	5	0	0	0	0	0	0
Sub178			8			15						
Sub750	0	0	20	0	0	0	0	0	0	0	0	0
Sub751									2		2	
Urb230	0	0	0	0	0	0	0	1	0	0	0	0
Urb583	0	10	0	0	0	0	0	0	60	0	70	0
Sub198	0	0	0	0	0	0	0	0	0	0	0	0
Sub192					5						5	
Sub212	0	0	0	0	0	0	0	0	0	0	2	0
Sub746												
Met633												
Met693											5	
Met701					9					1		
Met704	0	0	0	0	0	0	0	0	0	0	0	0
Met726												
Met613	0	0	0	0	0	0	0	0	0	0	0	0
Met631	0	8	0	0	7	0	0	0	0	0	2	0
Met703												
Met707		15										
Met729		4			28				1		3	
Met731												
Sub162												

[illegible]

[illegible]

NewID	O8F	O8G	O8H	O8I	O8J	O8K	O8L	O9A	O9B	O9C	O9D	O9E	O10A
Sub403	0	0	0	0	0	0	0	1					1
Sub550								1	1	2	2	2	1
Urb223			0		9			1	2	2	2	2	1
Urb541	0	0	0	0	0	0	0	1	2	2	2	2	1
Urb543									1	2			1
Urb552								1	2	2	2	1	2
Urb553								1		1	1		1
Urb564								1	1	2	2	2	1
Sub188	0	0	1	0	0	0	0	1	1	2	2	2	1
Sub206			10					1	2	2	2	2	1
Sub211								1	2	2	2	2	1
Sub759	0	0	0	0	0	0	0	1					2
Urb238	0	0	0	0	0	0	0	1	2	2	2	2	1
Urb249	0	0	0	0	0	0	0	2	1	1		1	1
Urb257													
Urb533	0	0	0	0	0	0	0	2	1	2	2	2	1
Urb542	0	0	0	0	0	0	0	1					1
Urb571								2	1	2	2	2	1
Pri37													
Pri44													
Pri55	0	0	0	0	0	0	0	1	1				2
Pri499	0	0	0	0	0	0	0	1	1				1
Met604	0	0	0	0	0	0	0	1	2	2	2	2	2
Met609								1	1	2	2	2	
Met732								1					1
Met739	0	0	0	0	0	0	0	1	1	2	2	2	1
Urb558	0	0	0	0	0	0	0	1	2	2	2	2	1
Met634	0	0	0	0	0	0	0	1	2	2	2	2	1
Met694	0	0	0	0	0	0	0	1					1
Met720	0	0	0	0	0	0	0	1	2	2	2	2	2
Met741									1				1
Urb538			14	14				1	1			1	1
Met710	0	0	0	0	0	0	0	1	2	2	2	2	1
Urb248	0	0	0	0	0	0	0	1					1
Met585	0	0	0	0	0	0	0	1	1	2	2	2	1
Met592													
Met621	0	0	0	0	0	0	0	1					1
Met591	0	0	0	0	0	0	0	1					1
Met614													
Met690	0	0	0	0	0	0	0	1	1	2	2	2	1
Met737								1					1
Met699													
Met727	0	0	0	0	0	0	0	1	2	2	2	2	1
Sub160	0	0	0	0	0	0	0	1	2	2	2	1	1
Sub172	0	0	0	0	0	0	0	1	1	2	2	2	1
Sub178								1		1			1
Sub750	0	0	0	0	0	0	0	1	2	2	2	2	1
Sub751								1		1			1
Urb230	0	0	0	0	0	0	0	2	2	2	2	1	2
Urb583	0	0	0	0	0	0	0	1					2
Sub198	0	0	0	0	0	0	0		2	2	2	2	
Sub192							0			1			1
Sub212	0	0	0	0	0	0	0	1	2	2	2	2	1
Sub746													
Met633													
Met693												1	1
Met701								1				1	1
Met704	0	0	0	0	0	0	0	1	1	2	2	2	1
Met726			70					1					
Met613	0	0	0	0	0	0	0	1	1	2	2	2	2
Met631	0	0	0	0	0	0	0	1				1	1
Met703								1	1				1
Met707								1					1
Met729								1				1	1
Met731													
Sub162													



NewID	O10B	O11A	O11B	O11C	O11D	O11E	O11F	O11G	O11H	O11I	O11J	O11K	O11L
Sub403		2	2	1	2	2	2	2	1	2	2	2	2
Sub550	1	1	1	1	2	2	1	1	1	1	1	1	1
Urb223	1			1	1		1	1	1		1		1
Urb541	2	2	2	2	2	2	2	2	2	2	2	2	1
Urb543	2	2	2	1	2	2	2	2	1	2	2	2	2
Urb552	2	2	2	2	2	1	1	2	2	2	2	2	1
Urb553	1			1	1	1	1						
Urb564	2	2	2	1	2	1	1	2	2	2	2	2	2
Sub188	1	2	2	1	2	2	2	2	1	2	2	2	1
Sub206	2	2	2	1	1	1	1	2	2	2	2	2	1
Sub211	1	2	2	1	2	1	1	2	1	2	1	2	2
Sub759	2	2	2	1	1	1	2	2	2	2	2	2	2
Urb238	2	2	2	1	1	1	1	2	2	2	2	2	2
Urb249	1	2	2	1	2	1	1	2	1	1	1	2	2
Urb257													
Urb533	1	2	2	2	2	2	1	2	2	2	2	2	2
Urb542						1							
Urb571	2	2	1	2	1	2	1	2	1	1	1	1	1
Pri37													
Pri44													
Pri55	1	2	2		2	2	1	2	2	2	2	2	2
Pri499	2	2	1	1	1	2	1	2	1	1	1	1	2
Met604	2	2	2	2	2	1	1	2	1	2	2	2	1
Met609	1												
Met732		1	1				1		1				
Met739	2	1	1	1	2	2	1	2	1	2	2	2	1
Urb558	1	2	2	2	1	1	2	2	2	2	2	2	2
Met634	2	2	2	1	1	1	1	2	1	2	1	2	1
Met694						1							
Met720	2	2	2	2	2	2	1	2	2	2	2	2	2
Met741	1					1			1	1	1		1
Urb538	1						1		1				1
Met710	2	2	2	1	2	1	1	2	2	2	2	2	1
Urb248		1	1	1	1	1	1	1	1	2	2	2	1
Met585	2	2	2	2	2	1	1	2	2	2	2	2	1
Met592													
Met621						1							
Met591	2	2	2	1	1	1	1	2	2	2	2	2	1
Met614													
Met690	2			1	1								
Met737		1	1			1	1	1					1
Met699		1	1	1	1	1	1						
Met727	2	2	2	2	1	1	1	2	2	2	2	2	1
Sub160	2	2	2	1	2	1	1	2	2	2	2	2	1
Sub172	2	2	2	1	2	1	1	2	2	2	2	2	2
Sub178	2	1		1	1						1	1	
Sub750	2	2	2	1	1	1	1	2	2	2	2	2	1
Sub751		1	1	1		1	1		1		1		
Urb230	2	2	2	2	2	1	1	1	1	1	1	1	1
Urb583	2	1	1		1	1	1	1	1		1		1
Sub198													1
Sub192				1	1	1	1						
Sub212	2	2	2	1	2	1	1	1	1	2	2	2	1
Sub746													
Met633													
Met693	1			1					1				1
Met701	2	2	2	1	1	1	1	1	2	2	2	2	2
Met704	2	2	2	1	2	1	2	1	2	2	2	2	1
Met726													1
Met613	1	2	2	2	1	1	2	1	2	2	1	2	2
Met631		2	2	1	1	1	1	2	1	2	2	2	1
Met703	2			1			1		1		1		
Met707				1		1	1						1
Met729				1		1	1		1				
Met731													
Sub162													

[illegible]

[illegible]

NewID	O14G	O14H	O15A	O15B	O15C	O16	O18a	O19a	O18b	O19b	O18c	O19c	O18d
Sub403	2	2	0	0	0	7			1	1			
Sub550	2	1				5			1				
Urb223	2	2	0	0	0	8					1	1	
Urb541	2	2	0	0	0	5					2	2	
Urb543	2	2	0	0	0	5					1	1	
Urb552	2	2	0	0	0	5					1	1	
Urb553						10					2	2	
Urb564						5					1	1	
Sub188	2		0	0	0	3					1	1	
Sub206	2	2	0	0	0	4					2	2	
Sub211	2	2	0	0	0	6					1	1	
Sub759	2	2	0	0	0	7					2	1	
Urb238	2	2	0	0	0	4					2	2	
Urb249	2	2	0	0	0	10					1	1	
Urb257	2	2				8					2	2	
Urb533	2	2	0	2	0	5					1	1	
Urb542	2	2	0	0	0	4					1	1	
Urb571	2	2	0	0	0	5					1	1	
Pri37			0	0	0	4					2	2	
Pri44	2	2	0	0	0	10					1	1	
Pri55	2	2	0	0	0	8					1	1	
Pri499	2	2	0	0	0	5							
Met604	2	2	0	0	0	5					2	2	
Met609	2	2	0	0	0	10					1	1	
Met732	2	2				5					2	2	
Met739	2	2	0	0	0	1					1	1	
Urb558	2	2	0	0	0	9					1	1	
Met634	2	2	0	0	0	8					2		
Met694			0	0	0	4					1	1	
Met720	1	2	0	0	0	28					2	2	
Met741	2	2	0	0	0	4					1	1	
Urb538	2	1	0	0	0	3					1	1	
Met710	2	2	0	0	0	5					1	1	
Urb248	2	2	0	0	0	23					2	2	
Met585	2	2	0	0	0	7					2	1	
Met592						4							
Met621	2	2	0	0	0	3							
Met591	2	2	0	0	0	10					2	2	
Met614	2	2	1	0	0	47					2	2	
Met690	2	2	0	0	0	5							
Met737	2	2	0	0	0	4					2	2	
Met699	2	1	0	0	0	3					1	1	
Met727	2	2	0	0	0	5					1	1	
Sub160	2	2	0	0	0	8					1	1	
Sub172	2	2	0	0	0	3					1	1	
Sub178	2	2	0	0	0	6							
Sub750	2	2	0	0	0	5					1	1	
Sub751	2	2				6					1	1	
Urb230	2	2	0	0	0	7					2	2	
Urb583	2	1	10			6					2	2	
Sub198	2	2	0	0	0	5					1	1	
Sub192	2	2	0	0	0	3					1	1	
Sub212	2	2	0	0	0	4					1	1	
Sub746	2	2	0	0	0	11					1	1	
Met633						8					1	1	
Met693	2	2	0	0	0	2					1	1	
Met701	2	2	0	0	0	6					1	1	
Met704	2	2	0	0	0	5					1	1	
Met726	2	2	0	0	0	10					1	1	
Met613	2	2	0	0	0	7					1	2	
Met631			0	0	0	7					1	1	
Met703	2	2	0	0	0	5					1	2	
Met707			0	0	0	8					2	1	
Met729	2	2	0	0	0	5					1	1	
Met731			0	0	0	8					1	1	
Sub162						5							



NewID	O22D	O22E	O22F	O22G	O22H	O22I	O22J	O22K	O22L	O22M	O23A	O23B	O23C
Sub403	5	3	4	5	1	5	5	4	4	1	3	4	4
Sub550	5	5	4	5	2	1	3	2	3	5	4	4	3
Urb223	4	3	4	4	5	4	4	4	4	5	5	3	3
Urb541	4	4	3	2	2	4	4	4	4	3	4	4	2
Urb543	5	5	4	1	3	2	3	3	3	3	4	5	4
Urb552	4	4	4	4	2	3	4	4	4	2	2	4	4
Urb553	4	4	3	3	2	4	4	4	4	2	4	2	4
Urb564	5	4	3	5	5	5	5	3	3	5	5	2	1
Sub188	3	4	5	3	1	3	3	2	4	3	3	5	3
Sub206	5	1	3	3	3	3	3	2	2	2	5	3	3
Sub211	5	5	4	4	2	1		2	4	5	2	4	4
Sub759	4	4	3	3	3	3	3	3	3	3	4	2	4
Urb238	4	4	4	3	3	4	3	2	3	3	4	2	2
Urb249	5	4	4	3	4	2	3	2	3	4	2	4	4
Urb257	5	4	3	2	2	3	5	5	5	4			
Urb533	5	3	5	2	3	4	4	3	4	4	4	4	4
Urb542	4	4	3	4	2	4	3	4	3	2	4	4	4
Urb571	5	5	4	5	4	2	4	3	3	4	4	4	3
Pri37	3	3	3	3	3	3	3	3	3	3	3	3	3
Pri44											4	4	3
Pri55	4	4	3	2	2	4	4	4	4	3	4	4	2
Pri499	4	4	3	2	2	4	3	4	3	2	4	2	4
Met604	4	4	4	4	5	5	4	4	4	4	5	5	4
Met609	3	3	3	3	3	3	3	3	3	3	4	2	2
Met732	4	3	4	4	4	3	3	4	4	5	2	4	2
Met739	5	5	3	2	2	2	3	3	4	2	3	5	3
Urb558	4	3	3	3	3	3	3	3	3	3	4	3	3
Met634	4	4	5	4	5	4	4	2	2	5	4	4	4
Met694	5	3	2	3	2	4	3	3	3	2	5	3	2
Met720	3	3	3	3	4	2	3	3	3	3	4	4	4
Met741	5	1	4	1	5	4	4	2	4	4		4	3
Urb538	5	3	3	3	3	4	4	4	4	4	5	3	3
Met710	5	3	4	3	4	2	3	2	3	2	4	4	4
Urb248	5	5	4	3	5	3	3	3	3	5	3	5	5
Met585	4	4	4	2	5	3	3	3	3	4	3	4	4
Met592											1		
Met621	5	3	2	2	1	5	3	5	3	4			
Met591	4	4	4	4	3	4	3	3	3	4	3	4	4
Met614	5	5	2	4	2	5	5	5	5	3	4	3	3
Met690	5	5	5	1	4	4	4	2	4	4	4	4	1
Met737	5	5	4	4	2	3	2	2	3	2	4	5	4
Met699	5	3	3	3	3	3	3	3	3	1	3	5	2
Met727	3	3	2	4	2	3	4	3	3	2	4	2	2
Sub160	4	4	3	4	3	2	4	2	4	4	4	4	4
Sub172	5	5	5	1	3	2	2	2	2	4	2	4	3
Sub178	2	5	3	1	1	4	3	4	3	2	4	5	3
Sub750	5	3	3	3	2	3	3	4	3	3	4	4	3
Sub751	4	4	4	2	4	2	4	2	4	3	4	4	3
Urb230	1	1	5	5	5	3	1	1	1	5	2	2	5
Urb583	4	4	4	4	4	4	4	4	4	4	4	4	4
Sub198	5	4	2	4	2	4	4	4	4	4	4	4	2
Sub192	4	4	3	4	4	3	3	3	3	5	5	4	4
Sub212	4	4	3	4	2	4	4	4	4	4	2	4	4
Sub746	4	3	3	3	3	3	3	3	3	3			
Met633	5	3	3	3	1	1	3	3	5	2	5	2	2
Met693	2	4	3	2	2	3	4	3	4	3	4	4	3
Met701	5	4	3	3	2	3	3	2	3	2	4	4	2
Met704	5	2	3	4	4	3	4	2	3	4	5	4	5
Met726	4		2	3	2	4	4	4	4	2			
Met613	3	4	3	2	3	3	4	2	4	3	2	4	4
Met631	5	5	5	2	3	3	4	2	4	4	4	5	2
Met703	5	3	3	1	3	4		3	3	3	4	4	3
Met707	5	4	4	5	2	4	3	2	3	3	5	4	2
Met729	4	4	2	2	2	4	4	4	4	2	4	4	3
Met731	5	5	3	2	3	2	4	3	4	3			
Sub162													

NewID	O23D	O23E	O23F	O23G	O23H	O23I	O23J	O23K	O23L	O23M	O23N	O23O	O23P
Sub403	1	4	5	2	5	1	4	3	5	4	5	4	3
Sub550	1	4	5	2	4	1	4	3	5	5	3	1	3
Urb223	2	5	5	1	3	5	3	5	5	3	2	3	2
Urb541	2	4	4	2	3	4	4	4	4	2	3	3	2
Urb543	1	5	5	2	4	3	4	2	5	3	4	3	4
Urb552	2	4	2	2	4	2	3	2	4	3	4	4	4
Urb553	4	4	3	2	4	4	4	3	2	4	2	4	2
Urb564	3	5	5	1	4	3	3	5	5	4	5	2	3
Sub188	1	4	4	3	4	1	4	3	4	5	2	3	3
Sub206	5	5	1	1	5	5	1	5	1	3	3	3	1
Sub211	1	5	5	2	5	1	4	3	5	4	4	2	4
Sub759	2	2	4	2	4	4	3	4	4	4	3	3	3
Urb238	2	4	4	3	3	4	2	3	4	3	4	3	3
Urb249	2	4	4	3	4	2	4	2	4	4	4	3	4
Urb257													
Urb533	2	4	4	5	5	2	4	3	4	3	4	3	4
Urb542	2	5	5	4	2	2	1	1	4	2	4	4	5
Urb571	1	3	4	1	4	2	4	2	4	4	3	2	4
Pri37	3	3	2	4	3	4	4	3	2	3	4	3	3
Pri44	1	5	5	4	4	2	4	3	4	4	4	3	3
Pri55	2	2	4	4	3	3	4	3	3	3	3	2	4
Pri499	1	4	5	2	4	1	2	4	5	4	2	2	2
Met604	2	4	4	2	4	4	4	4	4	4	5	4	2
Met609	2	2	4	2	2	2	2	4	4	2	2	2	2
Met732	5	4	2	5	4	5	4	2	2	4	4	4	4
Met739	1	5	5	3	5	3	4	2	5	5	4	3	4
Urb558	2	4	5	2	3	1	3	4	4	3	3	2	2
Met634	2	2	2	3	4	4	4	1	1	4	4	4	4
Met694	3	2	4	2	3	3	2	5	5	2	3	3	3
Met720	4	4	3	4	3	4	4	3	3	4	3	3	3
Met741	1	4	5	4	5	4	3	2	5	4	4		4
Urb538	1	3	5	1	3	1	3	5	5	1	3	1	1
Met710	1	5	4	4	4	3	4	2	4	4	2	2	4
Urb248	5	5	1	5	3	5	5	1	1	5	5	5	5
Met585	2	4	4	5	2	2	4	3	3	4	3	4	4
Met592			1					1	1				
Met621													
Met591	4	3	2	2	4	5	3	3	2	4	3	3	4
Met614	3	4	3	4	3	5	5	4	4	3	3	4	4
Met690	1	4	5	2	4	1	4	2	5	5	4	2	4
Met737	2	4	3	4	5		4	4		3	5	5	2
Met699	1	5	5	2	4	1	4	2	5	2	4	3	4
Met727	2	2	4	3	3	2	3	3	4	2	2	2	2
Sub160	2	4	2	5	4	4	2	1	2	2	4	4	5
Sub172	1	3	1	5	4	2	4	2	5	4	3	1	5
Sub178	1	4	5	3	4	1	5	3	5	5	4	1	3
Sub750	1	5	5	2	5	1	3	2	5	3	4	3	3
Sub751	1	4	4	2	4	2	3	3	4	4	3	2	3
Urb230	2	4	1	5	3	5	1	2	2	3	5	5	5
Urb583	4	4	2	2	3	3	4	4	4	4	4	4	4
Sub198	2	2	4	4	4	2	4	4	4	4	2	4	2
Sub192	2	4	4	3	4	3	4	4	4	3	4	3	4
Sub212	4	4	2	5	2	5	2	2	2	1	4	3	4
Sub746													
Met633	1	2	5	1	4	1	2	4	5	1	2	1	2
Met693	5	3	3	3	4	2	4	3	4	5	4	3	3
Met701	1	4	4	4	5	2	4	3	4	2	2	2	4
Met704	2	5	4	4	4	3	3	2	4	4	4	4	4
Met726													
Met613	2	5	5	4	4	2	2	2	5	3	5	4	5
Met631	1	5	5	2	3	1	3	2	5	4	4	2	2
Met703	1	4	5	4	4	1	2	2	5	3	4	1	4
Met707	1	4	5	4	1	1	2	2	5	2	1	1	2
Met729	1	4	4	4	4	4	4	4	3	4	4	3	4
Met731													
Sub162													

NewID	Q24A	Q24B	Q24C	Q24D	Q24E	Q24F	Q24G	Q24H	Q24I	Q24J	Q24K	Q24L
Sub403	8	0	0	0	0	0	0	0	0	0	0	0
Sub550	25			6	1			1		40	3	40
Urb223	38	0	6	6	10	3	0	0	0	0	4	10
Urb541	4	0	0	3	3	0	0	0	0	0	0	0
Urb543	35	0	0	0	0	0	0	0	30	0	0	0
Urb552	90	0	0	20	0	0	0	0	0	0	0	0
Urb553	15	0	10	0	20	10	0	5	5	0	0	0
Urb564	49											
Sub188	120	0	0	0	1	0	3	0	1	0	0	4
Sub206	120	0	0	0	5	0	0	0	0	0	0	0
Sub211	33	0	0	0	0	200	0	0	0	3	0	75
Sub759	5	0	0	0	10	5	10	0	0	0	0	0
Urb238	2	0	0	0	0	0	0	0	0	0	0	30
Urb249	37	6	0	0	13	30	0	0	5	5	0	0
Urb257												
Urb533	5	0	0	0	0	0	0	0	3	20	0	20
Urb542	3	0	0	0	3	1	0	0	0	0	0	0
Urb571	110	0	100	0	50	10	40	0	10	60	0	60
Pri37	0	0	0	0	0	0	5	0	0	0	0	0
Pri44	1	0	0	0	0	0	0	0	0	3	0	0
Pri55	10	0	8	2	20	0	15	0	6	18	6	6
Pri499	35	0	0	5	5	5	0	0	0	0	0	0
Met604	100	0	0	0	0	2	0	0	0	0	0	0
Met609	6	0	0	0	0	0	0	0	0	10	10	10
Met732	10		2									
Met739	5	0	0	3	0	3	20	2	2	5	0	1
Urb558	5	0	0	0	10	0	4	0	0	0	2	0
Met634	4	0	0	0	2	0	0	0	0	0	0	0
Met694	1	0		0	0	0	0	0	0	0	0	0
Met720	4	0	0	0	0	2	0	0	2	0	0	0
Met741	12	0	6	2	3	0	0	4	0	4	4	1
Urb538	200	1	0	0	75	2	0	0	0	75	0	100
Met710	5	0	0	0	0	0	0	0	0	0	0	0
Urb248	0	0	0	0	0	0	0	0	0	0	0	0
Met585	40	0	0	0	0	0	0	0	0	0	0	0
Met592	0	0	0	0	0	2	0	0	0	0	0	0
Met621	1	0	0	0	4	0	0	0	0	0	0	0
Met591	40	0	0	0	0	2	0	0	1	0	0	3
Met614	30	0	0	0	0	0	0	0	0	0	0	0
Met690	25	0	0	0	0	0	0	0	0	0	0	0
Met737												
Met699	28	0	0	0	14	14		0	0	0	8	7
Met727	14	0	0	0	0	10	0	0	0	0	0	2
Sub160	7	1	20	1	0	0	0	0	0	0	0	0
Sub172	45	0	0	10	0	0	0	0	0	0	0	0
Sub178	50	0	0	0	15	5	20	0	20	0	5	0
Sub750	25	0	0	50	0	0	2	0	0	0	0	



NewID	Q24M	Q25A	Q25B	Q25C	Q25D	Q25E	Q25F	Q25G	Q25H	Q26A	Q26B	Q26C
Sub403	0	0	0	0	0	0	0	0	0	0	1	0
Sub550	1				30	2	15	15	365	8	5	5
Urb223	5	5	50	21	0	5	10	20	300	2	120	120
Urb541	0	0	0	0	30	0	0	0		20	0	0
Urb543	0	0	0	0	50	0	0	0	75	0	0	0
Urb552	0	0	0	0	20	0	0	0	365	0	0	0
Urb553	0	0	60	0	15	0	5	0	0	0	10	0
Urb564												
Sub188	2	0	0	0	0	0	2	2	300	0	10	0
Sub206	1	0	0	0	0	0	0	0		0	0	0
Sub211	0	25	100	0	0	0	17	0	1	68	0	0
Sub759	0	0	100	0	0	0	0	0	365	0	0	0
Urb238	0	10	6	0	0	0	25	0	300	0	7	0
Urb249	0	0	50	0	80	0	3	0	360	40	12	12
Urb257												
Urb533	208	0	0	0	0	1	1	365	365	15	3	0
Urb542	0	10	50	10	0	90	2	0	365	0	2	0
Urb571	20	30	20	0	200	0	10	0	200	30	30	60
Pri37	3	0	0	0	0	0	0	0	365	0	2	0
Pri44	0	0	0	0	0	0	2	0	300	5	20	0
Pri55	4	0	0	0	20	8	4	0	300	40	30	0
Pri499	5	0	0	0	0	0	5	0	100	0	5	0
Met604	2	0	0	0	0	2	2	0	10	0	0	0
Met609	0	0	0	0	0	0	5	30	60	10	3	0
Met732			14		30				15			
Met739	2	0	12	0	0	0	7	0	200	0	15	25
Urb558	8	0	10	0	0	0	10	0	365	2	15	30
Met634	0	0	0	0	5	0	0	120	365	0	0	0
Met694	5	5	150	365	0	0	2	150	365	0	0	0
Met720	7	0	7	0	0	3	10	0	10	0	5	5
Met741	3	0	2	0	0	0	2	8	365	8	3	6
Urb538	0	0	0	0	0	0	0	0	100	0	30	365
Met710	0	0	0	0	30	0	0	2	365	0	0	0
Urb248	0	0	0	0	0	0	0	0	0	0	0	0
Met585	0	0	60	0	0	0	0	0	360	0	0	0
Met592	0		90				2		104	0	2	2
Met621	0	0	0	0	0	20	0	365		0	0	0
Met591	1	1	0	0	2	0	5	1	365	0	10	10
Met614	0	0	40	0	0	0	0	0	30	0	0	0
Met690	0											
Met737												
Met699	14	0	60	0	0	0	20	0	200	0	10	46
Met727	3	10	190	0	10	10	5	300	300	0	35	45
Sub160	0	0	0	0	0	0	0	0	10	35	10	40
Sub172	0	0	30		15	0	0	0	300	0	0	0
Sub178	20	5	0	0	0	0	10	0	300	0	10	0
Sub750	2											

NewID	O26D	O26E	O26F	O27	O27O	O28	O29A	O29B	O29C	O29D	O29E	O30
Sub403	0	0	0	0		0			1			2
Sub550		8	156	1	1	1	1					4
Urb223	10	10	300	1		1			1			3
Urb541	0	0	150	1		0	1					5
Urb543	0	0	0	1	1	1	1					2
Urb552	0	0	0	2		2	1					2
Urb553	0	0	10	2		1	1					3
Urb564				1	6	1	1					6
Sub188	1	0	45	3		3	1					2
Sub206	0	0	0				1					2
Sub211	0	0	76	1	1	0	1					7
Sub759	0	0	365	2		0	1					2
Urb238	0	0	250	1		0	1					7
Urb249	0	0	300	1		0			1			4
Urb257												
Urb533	0	0	208	1		0	1					
Urb542	0	0	0	2		2	1					5
Urb571	0	30	30	1	3	2	1					4
Pri37	0	0	30	1		0					1	5
Pri44	0	30	100	0	1		1					7
Pri55	4	0	270	1		0	1					5
Pri499	0	0	50	3		1	1	1				6
Met604	10	0	20	1		0			1			4
Met609	0	0		1		1	1					5
Met732				2		1	1					2
Met739	0	0	200	1	2	1	1					6
Urb558	0	0	300	4		4	1					6
Met634	0	0	0		1				1			3
Met694	0	0	365	2		1	1					3
Met720	0	3	10	3		2	1					5
Met741	0	150	365	1		0			1			6
Urb538	0	0	0	1	5	5	1					2
Met710	0	0	0	2		1				1		1
Urb248	0	0	0	4		0	1					2
Met585	0	0	0	1		1	1					3
Met592	0	0	160									4
Met621	0	0	0	1		0		1				2
Met591	0	0	12	2		1			1			2
Met614	0	0	20	2		1					1	3
Met690				1	1		1					5
Met737												
Met699	52		200									
Met727	0	75	210	4		0	1					2
Sub160	0	0	0	3		2	1					5
Sub172	0	0	30	3		3	1			1	1	4
Sub178	0	5	50	3		2	1					6
Sub750				5		4	1					2
Sub751	0	0	40	2		0	1					5
Urb230	0	0	0	0								4
Urb583	0	0	0	3		3			1			2
Sub198	40	0	330	3		0	1					7
Sub192	0	0	350	1	2	1	1					6
Sub212	0	0	30	1	4	3	1					4
Sub746												
Met633	0	0	100		1						1	5
Met693	3	40	40	1	1	1	1					2
Met701				1	2	1	1					5
Met704	0	1	30	1		1	1					2
Met726									1			
Met613	0	0	60	2		2		1				5
Met631	0	0	10	2		2	1					5
Met703	0	0	250	2					1			5
Met707	0	0	300	1	4	4	1					5
Met729	0	0	60	1	1	0	1					4
Met731												
Sub162												

NewID	Q31	Q32	Q33
Sub403	68164	1959	6
Sub550	68164	1966	6
Urb223	68005	1954	6
Urb541	68005	1994	6
Urb543	68005	1985	6
Urb552	68005	1998	5
Urb553	68005	1961	4
Urb564	68005	1980	8
Sub188	68022	2000	8
Sub206	68022	1983	5
Sub211	68022	1961	8
Sub759	68022	1982	
Urb238	68046	1976	11
Urb249	68046	1952	7
Urb257	68046	1966	8
Urb533	68046	1967	9
Urb542	68046	1984	8
Urb571	68046	1974	9
Pri37	68102	1992	4
Pri44	68102	1990	7
Pri55	68102	1991	9
Pri499	68102	1962	
Met604	68104	1964	2
Met609	68104	1952	11
Met732	68104	1963	6
Met739	68104	1988	8
Urb558	68105	1971	10
Met634	68106	1955	4
Met694	68106	1962	6
Met720	68106	1984	7
Met741	68106	1952	
Urb538	68107	1982	7
Met710	68108	1959	4
Urb248	68110	1965	6
Met585	68111	1981	4
Met592	68111	1973	
Met621	68111	1964	
Met591	68112	1944	4
Met614	68112	1968	5
Met690	68112	1976	6
Met737	68112	1959	
Met699	68114	1984	
Met727	68114	1994	3
Sub160	68116	1975	
Sub172	68116	1970	9
Sub178	68116	1962	8
Sub750	68116	1978	
Sub751	68116	1986	8
Urb230	68117	1963	1
Urb583	68117	1955	2
Sub198	68118	1959	7
Sub192	68123	1966	9
Sub212	68123	1966	7
Sub746	68123	1985	6
Met633	68127	1993	6
Met693	68127	1986	8
Met701	68127	1983	8
Met704	68127	1997	6
Met726	68127	1955	
Met613	68128	1991	6
Met631	68128	1994	6
Met703	68128	1949	
Met707	68128	1954	7
Met729	68128	1961	8
Met731	68128	1962	6
Sub162	68130	1950	8

NewID	Mode	O1A	O1B	O2A	O2B	O2C	O2D	O2E	O2F	O2G	O2H	O2I	O2J	O2K
Sub781	1	40					1	1	1	1	1	1	1	
Met594	1	10						1	1					
Met728	2	1	5						1	1	1			
Sub196	2	1	2					1						
Sub787	1	2						1	1					
Urb213	1	20						1	1	1	1	1		
Urb221	1	7								1	1	1		
Urb227	1	30				1	1	1	1	1				
Urb232	1	1												
Urb234	1	52						1	1	1	1	1	1	1
Urb537	1	3									1			
Urb544	2	1	96			1	1	1	1	1	1	1	1	
Urb572	2	1	35			1	1	1	1	1	1	1	1	
Urb576	2	1	15		1				1			1		
Sub167	1	14						1	1			1		
Sub204	1	2									1			
Sub765	1	75				1	1	1	1	1	1	1	1	
Sub775	1	20			1				1			1		
Sub793	1		1											
Sub197	2	1	40				1	1	1	1	1	1	1	
Sub754	1	20						1	1	1	1	1		
Met714	1	20		1		1	1	1	1	1	1	1	1	
Urb219	1	20					1	1	1	1	1	1	1	
Urb255	1	10						1	1	1	1	1		
Urb540	1	4								1				
Urb555	1		1											
Urb560	1	3								1	1			
Urb567	1	10					1	1	1	1	1	1		
Urb581	1		1											
Urb554	1	20						1		1	1			
Pri3	1	60					1	1	1	1	1			
Pri6	1	2											1	
Pri21	1	20							1	1	1	1		
Pri23	1	2											1	
Pri29	1	6							1	1				
Pri43	1	1							1					
Pri52	1	6						1	1	1	1			
Pri54	1	6							1	1	1	1		
Pri491	2	1	10				1	1	1	1	1	1	1	1
Pri497	1	50					1	1	1	1	1	1	1	1
Pri500	2	1		1	1					1				
Pri506	1	12						1	1					
Pri508	1	25				1	1	1	1	1	1			
Pri517	2	1	1				1							
Sub202	1	6						1	1	1		1		
Urb65	1	150		1	1	1	1	1	1	1	1	1	1	1
Urb71	1	4					1		1					
Urb82	1	4							1	1				
Urb86	1	50					1	1	1	1	1	1	1	1
Urb87	1	39						1	1	1	1	1		
Urb97	1	67						1	1	1	1	1		
Urb362	2	1	40						1	1	1	1	1	
Sub25	1	2									1	1		
Sub40	1	12							1	1	1			
Sub506	1	10					1	1	1	1	1	1		
Sub511	1	20						1		1	1	1	1	
Urb54	1	18							1	1				
Urb72	1	10						1	1			1		
Urb100	1	25				1	1	1	1	1	1	1	1	
Urb321	1	3										1		
Urb352	2	1	20					1	1	1	1	1	1	
Urb358	2	1	4					1	1	1				
Urb371	2	1	30						1	1	1	1		
Pri306	2	1	60				1	1	1	1	1	1		
Pri320	2	1	60				1	1	1	1	1	1		
Met32	1	15						1			1	1		

NewID	O2L	O3	O4A	O4B	O4C	O5	O6A	O6B	O6C	O6D	O6E	O6F	O6G
Sub781		1	10	25	5	2	0	0	0	2	0	0	0
Met594		2	5	5	0	2	0	0	0	0	0	0	0
Met728		2	5			2	0	0	1	3	0	0	0
Sub196		1		2		2							
Sub787		2	2	0	0	2	0	0	0	0	0	2	0
Urb213		2	10	10		1	0	0	0	0	0	0	0
Urb221		1	7			2				3			
Urb227		2	10	20		2							
Urb232			1	0	0	2	0	0	0	0	0	0	0
Urb234		1	48	4		2	2	0	0	29	0	0	0
Urb537		1	0	3	0	2	0	0	0	0	0	0	0
Urb544		1	25	25	45	2							
Urb572		1	29	4	2	2	0	2	3	2	0	0	0
Urb576		2	7	2	10	1							
Sub167		2	2	6		1	0	0	0	0	0	0	0
Sub204		2	0	2	0	2	0	0	0	0	0	0	0
Sub765		1	50	10	15	2			10	1			
Sub775		1	12	5	3	1							
Sub793													
Sub197		1	30		10	2	0	0	0	0	0	0	0
Sub754		2	15		5	2	0	0	0	0	0	0	0
Met714			15	5	0	1							
Urb219			20			2				3			
Urb255		2	0	8	0	1	0	0	0	0	0	0	0
Urb540		3		4		1							
Urb555													
Urb560		1	3			1	0	0	0	3	0	0	0
Urb567		2	3	7	0	2	0	0	0	0	0	0	0
Urb581													
Urb554				20		2	0	0	0	0	0	0	0
Pri3		2	52		8	1	4						
Pri6		2	0	2	0	2	0	0	0	0	0	0	0
Pri21		2	20			2	0	0	0	2	0	0	0
Pri23		2		2		2	0	0	0	0	0	0	0
Pri29		1	6			2							
Pri43		1	1	0	0	2	0	0	0	0	0	0	0
Pri52		1	0	6	0	2	0	0	0	0	0	0	0
Pri54		1	6			2							
Pri491		1	8	2		2		1	1	2			
Pri497		1	40		30	2	0	0	1	0	0	0	0
Pri500	1	2	5	3		1							
Pri506		2	0	8	4	2	0	0	0	0	0	0	0
Pri508		2		25		1	0	0	0	0	0	0	0
Pri517		1	1			2	0	0	0	0	0	0	0
Sub202		1	0	6	0	1	0	0	0	0	0	0	0
Urb65	1	1		150		2							
Urb71		2	2	2		2							
Urb82		2	3	0	1	1	1	0	1	0	0	0	0
Urb86		1				2	0	0	0	0	0	0	0
Urb87		2	8	24	7	2							
Urb97		2	55	12	3	1	0	1	2	0	0	1	0
Urb362		2	35	2	3	1							
Sub25		2		2		2	0	0	0	0	0	0	0
Sub40			4	8		1							
Sub506		1	7	3	0	1	2			2			
Sub511			3	17		1							
Urb54			8	5	5	1	0	0	0	0	0	0	0
Urb72		1	10	0	0								
Urb100		1	10	5	10	1	0	0	0	0	0	0	0
Urb321		2	0	3		2	0	0	0	0	0	0	0
Urb352		2	3	17		2							
Urb358		2	3	1		2							
Urb371		1	0	30	0	2	0	0	0	0	0	0	0
Pri306		1	50	60	0	2		5	40				
Pri320		2	30	10	20	2				5			
Met32		2	0	5	10	1	0	0	0	0	0	0	0

[illegible]

[illegible]

[illegible]



NewID	O8F	O8G	O8H	O8I	O8J	O8K	O8L	O9A	O9B	O9C	O9D	O9E	O10A
Sub781	0	0	0	0	0	0	0	1	2	1	2	2	1
Met594	0	0	0	0	0	0	0	1	1	2	2	2	1
Met728								1	1	2	2	2	1
Sub196								1	2	2	2	2	1
Sub787	0	0	0	0	0	0	0	1	2	2	2	2	1
Urb213	0	0	0	0	0	0	0	1	2	2	2	2	1
Urb221								1					1
Urb227								1	1	1	2	2	1
Urb232	0	0	0	0	0	0	0	2	2	2	2	2	1
Urb234	0	0	0	0	0	0	0	1	1				1
Urb537	0	0	0	0	0	0	0	1	2	2	2	2	2
Urb544								1	1				1
Urb572	0	0	0	0	0	0	0	1	1	1	2	2	1
Urb576								1	1			1	1
Sub167	0	0	0	0	0	0	0	1	1				1
Sub204	0	0	0	0	0	0	0	1					
Sub765								1	1				1
Sub775								1				1	2
Sub793													
Sub197	0	0	0	0	0	0	0	1	1	2	2	2	1
Sub754	0	0	0	0	0	0	0	1	1	1			1
Met714													
Urb219									1				1
Urb255	0	0	0	0	0	0	0	1	2	2	2	2	1
Urb540									1				1
Urb555													
Urb560	0	0	0	0	0	0	0	1	1				1
Urb567	0	0	0	0	0	0	0	1	2	2	2	2	1
Urb581													
Urb554	0	0	5	0	0	0	0	1	1	1	2	2	2
Pri3								1	1	2	1	2	1
Pri6	0	0	0	0	0	0	0	1	2	2	2	2	1
Pri21	0	0	0	0	0	0	0	1					1
Pri23	0	0	0	0	0	0	0	1	2	2	2	2	2
Pri29													
Pri43	0	0	0	0	0	0	0	1	2	2	2	2	1
Pri52	0	0	3	0	0	0	0	1		1			2
Pri54													
Pri491							2	1	2	2	2	2	1
Pri497	0	0	0	0	0	0	0	2	1	2	1		1
Pri500	0	0	0	0	0	0	0	1	1			1	1
Pri506	0	0	1	0	0	0	0	1	1	2	2	2	1
Pri508	0	0	0	0	0	0	0	1	1	2	2	2	1
Pri517	0	0	0	0	0	0	0	2	2	2	2	2	1
Sub202	0	0	0	0	0	0	0	1					2
Urb65													
Urb71								1		1			1
Urb82	0	0	0	0	0	0	0	1	2	2	2	2	1
Urb86									1				1
Urb87													
Urb97	0	0	0	0	0	0	0	1	1	2	2		1
Urb362								1	1	2	2	2	1
Sub25	0	0	0	0	0	0	0			1			
Sub40								1	1				1
Sub506		1											
Sub511								1	1				2
Urb54	0	0	4	0	0	0	0	1	1				1
Urb72													
Urb100	0	0	0	0	0	0	0	1	1				1
Urb321	0	0	0	0	0	0	0	1	1				1
Urb352								1					1
Urb358													
Urb371	0	0	0	0	0	0	0	1	2	2	2	2	1
Pri306								1					1
Pri320								2	1	2	2	2	1
Met32	0	0	0	0	0	0	0	1	1	2	2	2	1

NewID	O10B	O11A	O11B	O11C	O11D	O11E	O11F	O11G	O11H	O11I	O11J	O11K	O11L
Sub781	2	2	2	1	2	1	1	2	2	2	2	2	2
Met594	2	2	2	1	1	1	1	2	1	2	2	2	1
Met728	2	2	2	1	1	2	1	2	1	2	2	2	1
Sub196	2			1									
Sub787	2	2	2	2	1	1	2	2	2	2	2	2	2
Urb213	2	1	2	1	1	1	1	2	2	2	2	2	2
Urb221	2						1						
Urb227	2					1	1		1				
Urb232		2	2	2	2	2	2	2	2	2	2	2	2
Urb234	2	2	2	1	2	2	1	2	1	2	1	2	2
Urb537	2	2	2	2	2	1	1	2	2	2	2	2	2
Urb544				1	1	1	1						
Urb572	2	1	2	1	2	1	1	2	2	2	2	2	1
Urb576		2	2	2	2	1	1	1	1	1	2	2	2
Sub167				1		1			1		1		1
Sub204	1	2	2	1	2	2	2	2	2	2	2	2	1
Sub765				1	1	1	1						
Sub775	2	2	2	1	2	1	1	1	2	2	2	2	1
Sub793													
Sub197	1	2	2	1	1	1	1	2	1	2	1	2	2
Sub754	2	2	2	1	2	1	1	2	2	2	2	2	1
Met714													
Urb219		1		1		1	1						
Urb255	2	2	2	2	2	1	1	2	2	2	2	2	1
Urb540		1	1	1	1	1	1	2	1	2	1	2	2
Urb555													
Urb560		2	2	1	1	1	1	2	2	2	2	2	2
Urb567	2	2	2	2		1	2	2	2	2	2	2	1
Urb581													
Urb554	1	2	1	1	1	1	1	1	1	2	2	2	1
Pri3	1			1		1	1		1				1
Pri6	2	2	2	2	2	1	2	2	2	2	2	2	2
Pri21		2	2	1	1	1	1	2	1	2	2	2	1
Pri23	2												
Pri29													
Pri43	2	1	1	1	1	1	1	1	1	1	1	1	2
Pri52	1	2	2	1	2	1	1	2	2	2	2	2	1
Pri54													
Pri491	2	2	2	1	2	1	1	2	2	2	2	2	2
Pri497		2	2	1	2	1	1	2	2	2	2	2	2
Pri500	2		2	1	2	1	1	2	1	2	1	2	2
Pri506	1	1	1	1	2	1	1	2	1	2	2	2	1
Pri508	2	2	2	1	2	1	1	2	1	2	2	2	1
Pri517	2	2	2	2	2	1	2	2	2	2	2	2	2
Sub202	2	2	1	1	2	1	1	2	2	2	2	2	1
Urb65													
Urb71					1		1		1				
Urb82		2	2	2	1	1	1	2	2	2	2	2	1
Urb86	2	1	1	1	1	1	1		1				1
Urb87													
Urb97		2	2	1	2	1	1	2	1	1	2	2	1
Urb362	2	1	1	1	1	1	1	1	1	1	1	2	2
Sub25		1	1	1	1	1	1						
Sub40	1		1		1				1		1		1
Sub506					1								
Sub511	1	2	2	1	1	1	1	1	2	2	2	2	2
Urb54		1	1	1	2	1	1		1	1			1
Urb72													
Urb100	1			1		1	1						
Urb321		2	2	1	1	1	1	2	2	2	2	2	2
Urb352		1	1	1	1	1	1	2	2	2	2	2	2
Urb358													
Urb371	2	2	2	1	1	1	1	2	2	2	2	2	2
Pri306		1		1	1	1	1		2				1
Pri320	2	2	2	1	2	2	1	2	1	2	2	2	2
Met32	1	2	2	1	2	1	1	2	2	2	2	2	2

NewID	O11M	O11N	O11O	O11P	O11Q	O11R	O11S	O11T	O11U	O11V	O11W	O11X	O11Y
Sub781	2	2	2	2	2	2	2	1	1	2	2	2	2
Met594	1	2	1	2	2	2	2	2	2	2	2	2	2
Met728	1	1	2	2	2	2	2	2	2	2	2	2	2
Sub196									1				
Sub787	2	2	2	2	2	2	2	2	2	2	2	2	2
Urb213	2	2	2	2	2	2	2	1	2	2	2	2	2
Urb221		1	1			1							
Urb227													
Urb232	2	2	2	2	2	2	2	2	2	2	2	2	2
Urb234	2	2	2	2	2	2	2	2	2	2	2	2	2
Urb537	2	2	2	2	2	2	2	2	2	2	2	2	2
Urb544													
Urb572	1	2	2	2	2	1	2	2	2	2	2	2	2
Urb576	2	2	2	2	2	2	2	2	2	2	2	2	1
Sub167								1					
Sub204	2	2	2	2	2	2	2	2	2	2	2	2	2
Sub765													
Sub775	2	2	2	2	2	2	2	2	2	2	2	2	2
Sub793													
Sub197	2	2	2	2	2	2	2	2	2	2	2	2	2
Sub754	1	1	1	2	2	2	2	2	2	2	2	2	2
Met714													
Urb219			1										
Urb255	1	1	1	2	2	2	2	2	2	2	2	2	2
Urb540	2	2	2	2	2	2	2	2	2	2	2	2	2
Urb555													
Urb560	2	2	2	2	2	2	2	1	2	2	2	2	2
Urb567	2	1	2	2	2	2	2	2	2	2	2	2	2
Urb581													
Urb554	1	1	1	2	2	2	2	2	2	2	2	2	2
Pri3		1						1					
Pri6	2	2	2	2	2	2	2	2	1	2	2	2	
Pri21	1	1	2	2	2	2	2	2	2	2	2	2	2
Pri23													
Pri29													
Pri43	2	2	2	2	2	2	2	1	1	1	1	1	1
Pri52	1	1	2	2	2	1	2	2	2	2	2	2	2
Pri54													
Pri491	2	2	2	2	2	2	2	1	1	2	2	2	2
Pri497	2	2	2	2	2	2	2	2	2	2	2	2	2
Pri500	2	2	2	2	2	2	2	2	2	2	2	2	2
Pri506		1	2	2	2	2	2	1	1	1	1	1	2
Pri508	2	2	2	2	2	2	2	2	2	2	2	2	2
Pri517	2	2	2	2	2	2	2	2	2	2	2	2	2
Sub202	2	2	1	2	2	2	2	1	2	2	2	2	2
Urb65													
Urb71													
Urb82	2	1	1	2	2	1	2	2	2	2	2	2	2
Urb86	1	1		1									
Urb87													
Urb97	1	1	2	2	1	2	2	2	2	2	2	2	
Urb362	1	2	2	2	2	2	2	2	2	2	2	2	2
Sub25													
Sub40													
Sub506													
Sub511	2	2	2	2	2	2	2	2	2	2	2	2	2
Urb54		1		2	2	2	2	2	2	2	2	1	2
Urb72													
Urb100													
Urb321	2	2	2	2	2	2	2	2	2	2	2	2	2
Urb352	2	2	2	2	2	1	1	1	1	2	2	2	2
Urb358													
Urb371	2	2	2	2	2	2	2	2	2	2	2	2	2
Pri306					1								
Pri320	2	2	2	2	2	2	2	2	2	2	2	2	2
Met32	2	2	2	2	2	2	2	2	2	2	2	2	2



NewID	O14G	O14H	O15A	O15B	O15C	O16	O18a	O19a	O18b	O19b	O18c	O19c	O18d
Sub781	2	2	0	0	0	20					1	1	
Met594	2	2	0	0	0	8					2	1	
Met728	2	2	0	0	0	5					1	1	
Sub196						11						2	
Sub787	2	2	0	0	0	10					1	1	
Urb213	2	2	0	0	0	0					2	2	
Urb221	2	2	0	0	0	5					1	1	
Urb227	2		0	0	0	5					2	1	
Urb232	2	2	0	0	0						1	2	
Urb234	2	2	0	0	0	6							
Urb537	2	2	0	0	0	6					1	1	
Urb544	2	2	0	0	0	4					1	1	
Urb572	2	2	0	0	0	19					1	1	
Urb576	2	2	0	0	0	5					1	1	
Sub167	2	2	0	0	0	10					2	1	
Sub204	2	2	0	0	0	8					1	1	
Sub765	2	2	12		4	5					1	1	
Sub775	2	2	0	0	0	10					1	1	
Sub793						3					1	1	
Sub197	2	2	0	0	0	5					1	1	
Sub754	2	2	0	0	0	4					2	2	
Met714	2	2	0	0	0	6					1	1	
Urb219	2		0			5					1	1	
Urb255	2	2	0	0	0	5					2	2	
Urb540	2	2				4					2	1	
Urb555						7					1	2	
Urb560	2	2	0	0	0	10					1	1	
Urb567	2	2	0	0	0	7					1	1	
Urb581						42					2	2	
Urb554	2	2	0	0	0	2					1	1	
Pri3	1		0	0	0	4					1	1	
Pri6	2	2	0	0	0	5					1	1	
Pri21	2	2	0	0	0	6					1	1	
Pri23	2	2	0	0	0	5					1	1	
Pri29	2	2	0	0	0	5					1	1	
Pri43	2	2	0	0	0	10							
Pri52	2	2	0	0	0	8					1	1	
Pri54	2	2	0	0	0	5					1	1	
Pri491	2	2	0	0	0	5					1	1	
Pri497	2	2	0	0	0	5					1	1	
Pri500	2	2	0	0	0	5							
Pri506	2	2	0	0	0	6					1	1	
Pri508	2	2	0	0	0	8					2	2	
Pri517	2	2	0	0	0	22					1	1	
Sub202	2	2	0	0	0	4					1	1	
Urb65	2	2	0	0	0	2							1
Urb71	2	2	0	0	0	14							1
Urb82	2	2	0	0	0	8							1
Urb86	2	2	0	0	0	10							1
Urb87			0	0	0	5							1
Urb97	2		0	0	0	2							1
Urb362	2	2	0	0	0	5							
Sub25	2	2	0	0	0	4							1
Sub40	2	2	0	0	0	5							2
Sub506	2	2	0	0	0	6							2
Sub511	2	2	0	0	0	5							1
Urb54	2	2	0	0	0	3							1
Urb72	2	2	0	0	0	5							1
Urb100	2	2	0	0	0	10							
Urb321	2	2	0	0	0	5							1
Urb352	2	2	0	0	0	6							1
Urb358													
Urb371	2	2	0	0	0	7							1
Pri306	2	2	0		0	10							1
Pri320	2	2	0	1	3	5							1
Met32	2	2	0	0	0	2							1

NewID	O19d	O18e	O19e	O18f	O19f	O18g	O19g	O18h	O19h	O20	O21	O22A	O22B
Sub781										1	3	4	3
Met594										1		5	1
Met728										1	8	2	4
Sub196										2	20	4	3
Sub787										3	4	4	4
Urb213										1	6	4	4
Urb221										2		3	4
Urb227										2	8	4	1
Urb232										3	27	4	2
Urb234										1		4	2
Urb537										3	6	3	3
Urb544										1	3	3	4
Urb572										1	3	1	4
Urb576										2	6	2	2
Sub167										2		1	2
Sub204										4	3	2	2
Sub765										1	3	2	2
Sub775										2		4	5
Sub793										3	27		
Sub197										1	3	4	3
Sub754										2	12	4	3
Met714										3	27		2
Urb219										1	3	3	3
Urb255										1	12	4	2
Urb540										2	3	2	3
Urb555										2		4	1
Urb560										2	6	3	3
Urb567										2		3	2
Urb581										1	27	4	2
Urb554										2		3	3
Pri3										1		4	3
Pri6										3	27	3	3
Pri21										2	3	4	1
Pri23										2	27	2	3
Pri29										3		2	3
Pri43										2	10	2	3
Pri52										2		4	3
Pri54										3	27	1	3
Pri491										1	21	4	1
Pri497										1	3	2	1
Pri500										2	8	2	3
Pri506										2		4	3
Pri508										2	8	2	2
Pri517										3	12	3	3
Sub202										1	20	2	2
Urb65	1									1	14	4	1
Urb71	1									4		2	3
Urb82	1									1	18	3	1
Urb86	2									2		3	2
Urb87	1									2		3	4
Urb97										1	6	2	4
Urb362										1	6	3	3
Sub25	1									1	4	3	1
Sub40	1									2	8	2	4
Sub506	2									2		2	3
Sub511	1									2		4	4
Urb54	1									2		3	3
Urb72	1									1	8	2	4
Urb100										2	3		2
Urb321	1									2		4	4
Urb352	1									1	3	5	3
Urb358													
Urb371	1									1	3	2	1
Pri306	1									1	3	2	4
Pri320	1									1	3	3	1
Met32	1									1	3	1	1

NewID	O22D	O22E	O22F	O22G	O22H	O22I	O22J	O22K	O22L	O22M	O23A	O23B	O23C
Sub781	5	4	3	4	2	4	3	4	3	3	2	4	4
Met594	5	5	5	2	5	3	3	5	5	5	4	5	2
Met728	5	5	3	4	2	3	3	3	3	2	5	2	3
Sub196	4	4	3	4	3	3	4	4	4	4	2	3	4
Sub787	5	5	3	1	1	2	3	3	3	3	4	5	3
Urb213	4	4	4	3	3	4	4	4	4	2	5	5	3
Urb221	3	1	3	3	3	3	3	2	3	4	4	4	3
Urb227	5	4	3	4	3	3	4	3	5	3	5	2	3
Urb232	4	3	5	2	2	4	3	2	3	3	4	4	4
Urb234	5	3	2	3	1	2	4	3	4	2	2	4	2
Urb537	3	3	3	3	3	3	3	3	3	3	3	3	3
Urb544	5	5	5	1	5	3	3	3	3	5	5	5	3
Urb572	5	4	4	5	2	3	3	3	3	2	4	5	3
Urb576	4	4	3	4	3	2	5	4	4	3	3	4	5
Sub167	4	4	4	3	4	2	4	4	4	4	4	4	4
Sub204	3	3	3	2	3	3	3	3	3	4	4	4	2
Sub765	2	2	5	1	4	2	3	2	3	5	2	4	2
Sub775	5	5	4	3	2	3	2	2	1	4	2	4	4
Sub793											4	4	3
Sub197	5	5	4	1	1	2	3	3	3	2	4	5	3
Sub754	4	3	2	3	1	4	4	3	4	1	3	4	3
Met714	4	3	3	2	4	4	4	4	4	4	4	4	3
Urb219	4	4	5	2	4	2	3	2	3	5	4	4	4
Urb255	4	4	2	4	2	4	4	4	4	2	3	4	4
Urb540	5	5	4	2	4	4	4	4	4	4	1	5	5
Urb555	5	3	2	2	4	2	4	4	4	3			
Urb560	4	4	4	2	3	3	3	3	3	3	3	4	3
Urb567	4	4	2	2	2	4	3	3	4	3	4	4	3
Urb581	4	4	3	2	2	3	3	4	4	4	4	2	2
Urb554	3	3	3	3	3	3	3	3	3	3	4	2	4
Pri3	4	3	3	3	2	4	3	3	4	2	4	4	3
Pri6	3	3	3	3	3	3	3	3	3	3	4	3	3
Pri21	5	2	4	1	2	2		4		4	4	4	2
Pri23	4	4	5	2	3	2	3	3	3	2	2	3	4
Pri29	4	4	4	3	2	3	3	3	3	4	4	4	2
Pri43	3	4	4	2	3	3	3	3	3	4	2	4	3
Pri52	3	4	2	3	2	4	3	4	4	2	2	2	3
Pri54	4	4	3	4	3	3	3	3	3	3			
Pri491	4	4	3	5	4	4	1	4	3	4	4	4	2
Pri497	2	5	3	1	2	2	5	2	5	2	2	4	1
Pri500	4	3	3	4	3	4	4	4	4	3	5	2	2
Pri506	5	4	3	4	3	3	3	3	4	4	5	2	2
Pri508	4	4	4	2	4	3	3	3	3	4	4	4	4
Pri517	3	3	3	3	3	4	3	3	3	3			
Sub202	3	4	3	3	4	3	3	2	3	4	2	4	4
Urb65	4	4	5	5	1	3	4	2	3	3	5	5	1
Urb71	4	4	4	2	2	3	3	2	4	3	2	4	4
Urb82	5	5	5	2	2	5	5	5	5	2	4	5	5
Urb86	3	3	5	3	3	2	3	2	3	4	2	4	4
Urb87	4	2	3	4	2	3	3	3	3	4	2	2	2
Urb97	3	2	2	2	2	2	2	2	2	2	5	3	2
Urb362	5	5	5	4	5	2	4	2	2	3	4	2	2
Sub25	5	5	3	4	3	2	5	1	5	3	4	4	2
Sub40	4	3	5	4	5	1	1	1	4	5	1	4	4
Sub506	3	4	3	3	4	3	3	4	3	2	4	3	2
Sub511	4	4	3	4	3	3	3	3	3	4	4	4	4
Urb54	3	4	5	4	5	2	2	2	2	5	3	4	4
Urb72	4	4	4	2	2	2	2	2	2	4	2	4	4
Urb100	4	5	3	2	2	3	3	2	3	2	2	4	4
Urb321	4	4	3	4	3	4	3	3	3	3	4	3	3
Urb352	5	3	4	1	1	3	3	4	4	3	4	2	2
Urb358													
Urb371	5	5	5	1	5	1	3	2	3	4	1	5	3
Pri306	5	5	3	3	3	3	3	3	3	3	4	2	2
Pri320	5	5	4	1	3	3	3	3	3	4	1	5	5
Met32	5	5	5	1	5	1	5	1	5	5	1	4	5

NewID	O23D	O23E	O23F	O23G	O23H	O23I	O23J	O23K	O23L	O23M	O23N	O23O	O23P
Sub781	1	4	5	5	4	1	2	2	5	5	5	1	4
Met594	2	2	5	5	5	2	5	5	5	2	5	2	5
Met728	1	4	5	1	3	2	2	5	5	4	1	1	1
Sub196	2	3	3	2	4	4	4	3	3	4	3	3	4
Sub787	1	5	5	2	4	1	5	2	5	3	4	3	4
Urb213	2	4	4	2	3	4	4	4	4	4	4	4	2
Urb221	2	4	5	4	4	1	4	2	4	4	4	4	4
Urb227	1	3	5	1	4	3	3	5	5	1	2	1	1
Urb232	3	4	4	3	2	4	4	4	4	3	4	4	2
Urb234	1	4	5	4	4	1	4	2	4	3	3	2	4
Urb537	2	3	3	3	3	2	3	3	3	3	3	3	3
Urb544	3	4	5	2	5	1	5	3	4	5	4	1	3
Urb572	2	5	5	2	3	2	4	2	4	3	4	2	4
Urb576	3	4	2	4	4	5	3	1	2	5	5	4	4
Sub167	2	4	4	4	5	3	4	2	4	4	4	4	4
Sub204	2	2	4	3	4	2	4	3	4	3	3	2	3
Sub765	1	5	5	1	4	1	5	1	5	5	4	4	2
Sub775	2	2	4	4	4	4	3	1	4	4	4	2	4
Sub793	2	4	4	2	4	2	2	2	4	4	2	2	2
Sub197	1	5	5	2	4	1	5	4	5	5	4	3	2
Sub754	2	5	5	4	5	3	3	3	5	4	5	5	5
Met714	2	4	4	2	2	2	4	2	4	3	3	3	4
Urb219	1	4	5	1	5	1	3	2	5	4	4	4	4
Urb255	2	3	3	2	4	4	3	3	3	3	3	2	4
Urb540	2	5	4	5	3	4	4	1	4	3	4	3	5
Urb555													
Urb560	2	3	5	4	4	3	3	1	4	3	3	3	4
Urb567	2	3	5	3	4	1	4	2	5	3	3	2	4
Urb581	2	2	4	3	3	4	4	3	4	2	2	3	3
Urb554	2	4	4	2	4	3	2	2	4	3	3	4	4
Pri3	1	1	3	1	3	2	4	3	3	4	4	2	3
Pri6	2	4	5	2	3	2	3	4	5	2	3	2	4
Pri21	1	4	4	2	4	1	4	4	5	4	2	2	4
Pri23	2	4	4	4	4	3	3	2	4	3	3	3	4
Pri29	1	3	5	1	3	1	4	2	5	3	4	2	4
Pri43	2	4	4	4	3	2	2	2	4	2	4	2	4
Pri52	2	4	4	2	3	3	2	4	4	3	3	3	4
Pri54													
Pri491	1	4	4	4	4	2	3	2	4	3	4	1	4
Pri497	1	2	5	2	5	1	5	2	5	4	3	2	4
Pri500	1	4	5	1	3	3	2	4	4	3	4	2	3
Pri506	1	1	5	4	2	2	2	4	4	4	2	2	2
Pri508	2	4	4	4	3	4	4	3	4	3	4	3	3
Pri517													
Sub202	4	4	2	4	4	4	4	2	2	4	3	4	4
Urb65	1	5	5	1	5	1	4	4	5	5	5	3	1
Urb71	2	4	4	4	3	2	3	2	4	3	4	3	4
Urb82	2	5	5	1	5	2	5	4	5	5	2	5	2
Urb86	2	4	4	4	4	3	3	2	4	3	5	4	4
Urb87	2	3	4	2	4	1	1	3	4	2	4	2	4
Urb97	2	4	2	2	4	4	2	3	3	4	4	4	4
Urb362	1	5	5	5	2	4	2	3	4	2	4	4	5
Sub25	1	4	5	3	5	1	3	2	5	2	3	1	4
Sub40	4	4	2	4	4	4	4	3	3	4	4	4	4
Sub506	4	4	2	3	3	4	4	3	2	4	4	4	4
Sub511	3	4	3	2	4		2	2	3	4	3		3
Urb54	3	3	3	3	4	4	4	2	4	3	3	3	4
Urb72	2	4	4	4	4	2	4	2	4	4	4	3	4
Urb100	1	5	5	2	4	2	4	2	4	4	4	2	4
Urb321	2	4	4	3	3	2	4	2	4	3	4	4	4
Urb352	1	3	5	2	2	1	2	3	5	3	3	2	2
Urb358													
Urb371	1	5	4	5	5	1	5	1	4	5	4	2	5
Pri306	1	2	5	3	2	1	3	2	5	2	2	2	2
Pri320	1	5	5	4	4	1	3	2	5	5	5	1	4
Met32	2	5	4	5	4	3	5	2	4	4	4	3	5



NewID	Q24A	Q24B	Q24C	Q24D	Q24E	Q24F	Q24G	Q24H	Q24I	Q24J	Q24K	Q24L
Sub781	40	0	1	3	10	0	0	0	10	0	5	0
Met594	10	0	0	0	2	1	0	0	0	0	0	5
Met728	5											2
Sub196	2						30					
Sub787	2	0	0	0	0	0	10	5	5	5	15	10
Urb213	10	0	0	0	5	20	10	0	0	0	5	10
Urb221	7	0	0	0	0	0	0	0	0	1	0	0
Urb227	30	0	0	10	10	10	0	0	15	12	0	20
Urb232	1	0	0	0	0	0	0	0	0	0	0	1
Urb234	52	0	0	0	0	0	0	0	0	2	0	0
Urb537	3	0	0	0	104	0	0	0	0	0	0	2
Urb544	90	0	0	25	0	0	0	0	0	0	0	0
Urb572	35	0	0	0	15	5	5	0	1	0	0	0
Urb576	10	5	5	5	3	0	0	0	0	1	0	4
Sub167	14	0	6	0	30	0	2	0	0	0	0	0
Sub204	2	0	5	1	5	3	0	0	1	4	0	20
Sub765	75	0	0	0	3	0	0	0	0	0	0	0
Sub775	20	6			3							
Sub793	0	0	0	0	0	30	10	0	0	1	0	6
Sub197	38	2	0	0	3	0	0	1	0	3	3	0
Sub754	20	0	0	0	30	0	80	0	5	0	4	30
Met714	19	1	0	0	5		20	0	0	0	1	5
Urb219	20	0	0	0	3	0	0	0	0	0	0	0
Urb255	10	0	0	0	1	0	0	0	0	0	0	0
Urb540	4	0	0	0	0	0	0	0	0	10	0	10
Urb555												
Urb560	3					1						
Urb567	10	0	0	0	5	5	10	0	4	0	4	20
Urb581	0	0	0	0	0	0	0	0	0	0	0	0
Urb554	20	0	0	0	45	10	5	5	5	5	10	30
Pri3	60			3								
Pri6	2	0	0	0	10	2	5	0	1	0	150	30
Pri21	20	0	0	0	0	5	0	0	0	0	0	0
Pri23	2	0	0	0	4	2	2	0	0	0	0	0
Pri29	6	0	0	0	3	0	30	0	30	0	0	0
Pri43	1	0	0	0	0	0	0	0	0	0	0	0
Pri52	6	0	0	0	0	0	0	0	5	0	0	10
Pri54												
Pri491	10	0	0	0	2	0	2	0	1	0	0	1
Pri497	70	0	0	0	21	70	50	0	0	0	0	20
Pri500	3	6	0	0	0	0	20	0	0	0	3	0
Pri506	12	0	21	1	8	4	1		6	2	0	12
Pri508	25	0	0	0	0	5	0	0	0	0	0	0
Pri517	1	0	0	0	1	0	15	0	0	1	0	1
Sub202	6	0	2	2	2	10	0	0	0	0	0	0
Urb65	140	10	0	0	2	0	0	0	0	0	0	50
Urb71	4	0	0	0	2	0	0	0	4	0	0	0
Urb82	4	0	0	0	0	1	1	0	0	0	0	5
Urb86	45	0	0	0	0	0	0	0	0	20	0	10
Urb87	40	0	0	0	20	0	40	0	0	4	0	20
Urb97	55	3	0	0	15	0	0	0	0	0	0	15
Urb362	40	0	0	0	0	0	10	0	0	0	0	1
Sub25	2	0	0	1	2	0	20	0	10	5	3	10
Sub40	12		2									
Sub506	10	0	2	0	2	0	3	0	1	2	0	2
Sub511	20	0	0		5	0	1	0	0	1	0	5
Urb54	18	0	10	2	0	0	0	0	0	0	0	0
Urb72	10	0	0	0	5	5	0	0	5	5	0	5
Urb100	25	0	0	0	3	5	45	0	0	0	0	0
Urb321	3	0	0	0	0	10	0	0	0	0	0	30
Urb352	20				10							
Urb358												
Urb371	30											
Pri306	60											
Pri320	60	0	0	0	0	0	0	0	0	0	0	0
Met32	15	0	0	0	29	0	0	0	0	5	0	1

NewID	Q24M	Q25A	Q25B	Q25C	Q25D	Q25E	Q25F	Q25G	Q25H	Q26A	Q26B	Q26C
Sub781	10	2	4	0	10	0	0	0	100	0	3	0
Met594	0	0	0	0	0	0	0	0	0	0	0	0
Met728												
Sub196	2		60				2		200			
Sub787	15	0	20	0	5	0	8	0	200	0	3	0
Urb213	5	30	120	0	0	0	10	10	20	0	2	0
Urb221	0	0	0	0	0	0	0	0	50	0	0	0
Urb227	20	0	0	0	365	0	8	0	0	0	15	0
Urb232	0	0	0	0	0	0	0	0	0	0	0	4
Urb234	0	0	0	0	0	0	0	0	0	5	3	0
Urb537	5	0	0	0	0	0	0	0	0	0	0	0
Urb544	0	0	30	0	20	0	0	0	50	0	0	0
Urb572	0	0	0	0	15	20	2	0	350	0	0	0
Urb576	3	0	0	0	10	0	5	0	0	3	0	0
Sub167	10	0	0	0	0	0	0	0	350	0	0	0
Sub204	2	0	0	0	60	0	0	20	365	20	20	100
Sub765	0	0	5	0	100	0	2	0	100	0	15	40
Sub775										12	4	3
Sub793	80	10	30	20	0	0	10	5	50	2	0	6
Sub197	2	4	30	0	4	0	3	1	150	2	3	0
Sub754	30	0	0	0	0	0	0	0	365	5	30	20
Met714	15	0	30		5	20	10	30	275	0	2	30
Urb219	0	0	50						50	0	0	0
Urb255	0	0	0	0	0	0	0	0	0	0	5	20
Urb540	0	0	10	0	0	0	20	25	200	0	5	0
Urb555												
Urb560									100	25	5	0
Urb567	7	5	2	0	0	0	2	0	300	0	4	150
Urb581	5	0	90	0	0	30	5	0	200	0	0	0
Urb554	10	0	20	0	20	10	10	10	100	5	15	15
Pri3												
Pri6	15	10	30	0	0	10	40	0	250	0	25	50
Pri21	3	0	30	0	0	0	0	0	100	0	10	10
Pri23	6	0	60	0	14	0	12	20	4	0	0	15
Pri29	3	0	40	0	0	0	0	0	0	8	6	200
Pri43	0	0	40	0	0	0	0	0	365	10	3	0
Pri52	3	0	0	0	0	0	0	0	12	25	3	3
Pri54												
Pri491	6	0	0	0	0	0	2	0	10	10	2	20
Pri497	0									0	30	30
Pri500	3	0	20	0	20	0	2	0	0	2	20	6
Pri506	6	1	14	0	6	1	6	7	7	10	36	2
Pri508	3	5	10	5	0	0	15	15	365	0	0	10
Pri517	1	0	0	1	0	20	0	0	50	2	1	0
Sub202	0	2	90	0	10	0	4	0	365	10	4	0
Urb65	30	100	21	0	0	0	0	0	365	4	15	7
Urb71	0	0	0	0	0	0	0	0	365	0	1	0
Urb82	0	1	15	1	0	10	5	0	290	0	10	10
Urb86	0	0	0	0	0	0	0	0	100	3	4	0
Urb87	30	0	20	60	0	0	0	0	362	10	0	20
Urb97	0	0	60	0	10	0	0	0	160	0	5	5
Urb362	20	0	0	0	20	0	10	0	150	0	5	5
Sub25	0	0	20	0	0	0	2	0	100	3	1	10
Sub40			5		5				20	30	15	50
Sub506	3									0	1	1
Sub511	4	0	40	0	0	0	10	10	365	0	1	0
Urb54	0	0	0	0	0	0	0	0	10	0	0	0
Urb72	10	10	0	0	0	20	10	0	20	0	5	0
Urb100	0	5	0	0	0	0	0	10	50	50	10	0
Urb321	10	0	100	0	0	0	10	0	100	40	150	150
Urb352							10		310		4	20
Urb358												
Urb371										1		
Pri306	5						60		365	25	10	
Pri320	0	0	0	0	0	0	0	0	0	10	5	0
Met32	3	0	45	0	0	0	10	0	300	0	5	5

NewID	O26D	O26E	O26F	O27	O27O	O28	O29A	O29B	O29C	O29D	O29E	O30
Sub781	0	0	50	1		1	1					4
Met594	0	0	0	1		1	1					2
Met728				1	1	1	1					5
Sub196				1	4	0		1				5
Sub787	4	4	90	4		3	1					6
Urb213	10	0	10	1		1	1					5
Urb221	0	0	0		1				1			2
Urb227	0	0	0	3		1	1					2
Urb232	0	0	0	4		0	1					2
Urb234	0	0	100	1		0	1					3
Urb537	0	0	90	1		0			1			4
Urb544	0	0	20	1	1	1	1					2
Urb572	0	5	0	1	6	2	1					3
Urb576	0	3	3	1	2	0	1					4
Sub167	0	0	50	1		1			1			5
Sub204	30	0	170	3		2	1					3
Sub765	0	0	25	3		3	1					3
Sub775		12	4	2		1			1			2
Sub793	0	35	80	2		0		1				
Sub197	0	0	20	1	1	1	1					5
Sub754	50	40	365	1		1	1					4
Met714	0	0	0	4		2	1					6
Urb219	0	0	0	5		3	1					2
Urb255	0	0	0	3		2	1					5
Urb540	0	0	0	1		1	1					3
Urb555												
Urb560	0	0	0	1		0			1			5
Urb567	0	0	0	4		3	1					5
Urb581	0	0	300	2		1	1					4
Urb554	5	5	50	3		2	1					2
Pri3			180	4		4	1					5
Pri6	0	0	200	2		1	1					6
Pri21	0	0	30	2		0	1					3
Pri23	0	0	20	4		0	1					4
Pri29	0	10	10	1		0	1					6
Pri43	0	10	0	1		0			1			4
Pri52	0	25	100	1		0			1			3
Pri54												
Pri491	14	4	50	1	4	3	1					6
Pri497	0	0	200	2		0				1		1
Pri500	0	0	20	1	3	1	1					5
Pri506	0	14	200	2		1	1					5
Pri508	0	0	150	0	1		1					6
Pri517	10	0	20	1	1	1	1					5
Sub202	0	0	30	1		1			1			3
Urb65	40	40	30	1		1	1					2
Urb71	0	0	180		1		1					3
Urb82	0	20	30	4		0	1					5
Urb86	0	0	0	4		2			1			2
Urb87	0	20	20	1		1	1					2
Urb97	0	0	0	3		2		1				2
Urb362	0	0	150	1	1	0	1					6
Sub25	0	0	330	2		0	1					6
Sub40	0	0	100	3		3	1					5
Sub506	1	1	1	3		2	1					4
Sub511	0	0	5	1		1	1					5
Urb54	0	0	0	1		0			1			5
Urb72	0	0	20	2		1	1					3
Urb100	0	50	100	1		1			1			3
Urb321	0	40	100	3		2	1					3
Urb352				1	4	2	1					3
Urb358												
Urb371						2	1					5
Pri306			180	1	2	1	1					6
Pri320	0	0	0	1	1	1	1					6
Met32	0	0	0	1		1	1					2

NewID	Q31	Q32	Q33
Sub781	68130	1995	7
Met594	68132	1957	3
Met728	68132	1974	7
Sub196	68133	1961	
Sub787	68133	1982	9
Urb213	68134	1982	6
Urb221	68134	1952	4
Urb227	68134	1981	8
Urb232	68134	1983	5
Urb234	68134	1968	
Urb537	68134	1950	4
Urb544	68134	1988	4
Urb572	68134	1970	6
Urb576	68134	1988	7
Sub167	68135	1957	6
Sub204	68135	1975	10
Sub765	68135	1973	6
Sub775	68135	1957	6
Sub793	68135	1959	
Sub197	68136	1990	8
Sub754	68137	1986	6
Met714	68142	1971	11
Urb219	68144	1976	8
Urb255	68144	1978	5
Urb540	68144	1972	7
Urb555	68144	1956	8
Urb560	68144	1953	6
Urb567	68144	1974	6
Urb581	68144	1954	8
Urb554	68147	1983	6
Pri3	68154	1996	
Pri6	68154	1971	9
Pri21	68154	1956	6
Pri23	68154	1974	8
Pri29	68154	1964	8
Pri43	68154	1954	4
Pri52	68154	1959	6
Pri54	68154	1978	9
Pri491	68154	1963	10
Pri497	68154	1965	6
Pri500	68154	1959	7
Pri506	68154	1961	9
Pri508	68154	1956	8
Pri517	68154	1997	
Sub202	68164	1954	6
Urb65	68005	1988	6
Urb71	68005	1991	7
Urb82	68005	1977	6
Urb86	68005	1996	6
Urb87	68005	1958	8
Urb97	68005	1973	4
Urb362	68005	1962	
Sub25	68022	1977	8
Sub40	68022	1980	8
Sub506	68022	1970	7
Sub511	68022	1960	7
Urb54	68046	1951	
Urb72	68046	1963	8
Urb100	68046	1953	
Urb321	68046	1970	9
Urb352	68046	1986	7
Urb358	68046	1984	
Urb371	68046	1986	
Pri306	68102	1990	5
Pri320	68102	1988	10
Met32	68104	1967	7

NewID	Mode	O1A	O1B	O2A	O2B	O2C	O2D	O2E	O2F	O2G	O2H	O2I	O2J	O2K
Met70	2	1	4						1					
Met73	2	1	20					1	1			1	1	
Met77	1	33					1	1	1	1	1	1	1	
Met90	2	1	20						1	1	1	1	1	
Urb85	1	26					1	1	1	1	1	1	1	
Urb98	1	20					1	1	1	1				
Met11	1	20								1	1	1		
Met25	1	10						1	1					
Met79	1	30						1	1	1	1			
Met89	1	32						1	1	1	1	1		
Urb68	1	21					1	1	1	1	1	1	1	1
Urb74	1	25					1	1	1	1				
Urb363	1		1											
Met100	1	180				1	1	1	1	1	1	1		
Met27	1	20							1	1	1			
Met33	1	25						1	1	1	1	1		
Met43	1	20							1	1				
Met48	1	18							1	1	1	1		
Met49	1		1											
Met59	1	120					1	1		1	1	1		
Met30	1	200				1	1	1	1	1	1	1	1	
Met64	2	1	20											
Met96	1	30						1	1	1	1	1		
Met61	1	0												
Met91	2	1	25			1	1	1	1	1	1	1	1	
Met95	2	1	13	1		1			1		1			
Sub23	2	1		1	1	1	1	1	1	1	1	1		
Sub510	1		1											
Urb334	1	40						1	1	1	1	1	1	
Sub7	1	1								1				
Sub514	1	27						1	1	1		1	1	
Sub6	2	2												
Sub20	1	25						1	1	1	1	1		
Sub480	1	10						1	1	1				
Sub524	1	35					1	1	1		1			
Sub503	1	150					1	1	1	1	1	1	1	
Met14	1	60					1	1	1	1	1	1		
Met24	1	15					1	1	1	1	1	1		
Met29	1	20		1	1									
Met74	2	1	45				1	1	1	1	1	1	1	
Met83	2	1	50			1	1	1	1	1	1	1	1	
Met85	2	1	20	1				1			1		1	
Met98	1	20			1			1	1	1	1	1	1	
Met101	1	30				1	1	1	1	1	1	1	1	
Met103	2	1	20						1	1	1	1	1	
Met72	1	30					1	1	1	1				
Met99	1	30					1		1	1		1		
Sub14	2	1							1	1	1			
Sub24	2	1	10							1	1			
Met62	1	1										1		
Met86	2	1	45				1	1	1	1	1	1	1	1
Met28	1	40					1	1	1	1	1			
Sub39	2	1	80			1	1	1	1	1	1	1	1	1
Urb69	1	20						1	1	1				
Urb80	1	30						1	1	1	1			
Sub479	1	5								1	1			
Sub499	1	8							1					
Sub34	1	90				1	1	1	1	1	1	1	1	
Sub29	1		1											
Sub498	1	1							1					
Urb63	1	125					1							
Urb75	1	30					1	1	1	1	1	1		
Urb88	1	20					1	1	1		1		1	
Urb104	1	120						1	1	1	1			
Urb324	1	1									1			
Urb325	2	2												

NewID	Q2L	Q3	Q4A	Q4B	Q4C	Q5	Q6A	Q6B	Q6C	Q6D	Q6E	Q6F	Q6G
Met70		1	4			2							
Met73			0	7	13	1	0	0	0	0	0	0	0
Met77		2	27	4	2	1	2	0	0	0	0	0	0
Met90		2	15	5		2							
Urb85				26	7	2							
Urb98		2	0	20	0	1	0	0	0	0	0	0	0
Met11		1	20			2	0	0	5	0	0	0	0
Met25		1	2	8	0	1	0	0	0	0	0	0	0
Met79			4	16	10	1							
Met89		2	8	24		2	0	0	0	0	0	0	0
Urb68		1	19	2	0	2	0	0	0	0	0	0	0
Urb74		1	25	0	0	2							
Urb363													
Met100		2	10	160	10	1	0	0	2	0	0	0	0
Met27			13	2	0	1	0	0	10	0	0	3	0
Met33		2	19	6	0	1				0	0	0	0
Met43		2	20	0	0	2	0	0	0	0	0	0	0
Met48		2	2	6	10	1			2				
Met49													
Met59		1	30	90		1	0	0	10	0	0	0	0
Met30		2	100	100		1							
Met64													
Met96			20	5	5	1			15				
Met61													
Met91		1	25			2	0	0	0	2	0	0	0
Met95		2	3	0	7	1							
Sub23		2	30	20	10	1							
Sub510													
Urb334		1	40	10	7	2							
Sub7		1	1	0	0	2	0	0	0	0	0	0	0
Sub514		2	4	23	16	1	0	0	0	0	0	0	0
Sub6													
Sub20		3	3	22	0	1							
Sub480		1		10		2	0	0	0	0	0	0	0
Sub524				35		2	0	0	0	0	0	0	0
Sub503			110	35	5	2							
Met14		2	60			2	0	0	0	0	0	0	0
Met24		1	14	1		2	0	0	0	0	0	0	0
Met29	1		20			2							
Met74		1	15	16	14	2	0	0	0	0	0	0	0
Met83		1	30	15	5	2			10	1			
Met85		1	15	2	3	1			15				
Met98		1	20	0	0	1							
Met101		1	25	5	0	1	0	0	0	0	0	0	0
Met103		2	17	0	3	2	0	0	0	0	0	0	0
Met72		2	23	7		2	0	0	0	0	0	0	0
Met99		2	30			2							
Sub14		2	8	4		2							
Sub24		3		5	5	1	0	0	0	0	0	0	0
Met62		2	0	1	0	2	0	0	0	0	0	0	0
Met86		2	0	15	30	1	0	0	0	0	0	0	0
Met28			38	2		1	0	0	0	0	0	0	0
Sub39	1	1	25	40	15	2							
Urb69		1		20		2	0	0	0	0	0	0	0
Urb80			28	2		2							
Sub479		2	5	0	0	2							
Sub499	1	2	8	0	0	2							
Sub34			60	30		1							
Sub29													
Sub498		3	1			2	0	0	0	0	0	0	0
Urb63		1		125		2	125						
Urb75			10	20		2	5	0	0	0	0	0	0
Urb88		2	8	1	11	1	0	0	0	1	0	0	0
Urb104		2	10	110	0	1	0	0	5	0	0	0	0
Urb324		2	1			2							
Urb325													

NewID	Q6H	Q6I	Q6J	Q6K	Q6L	Q6M	Q6N	Q6O	Q6P	Q6Q	Q6R	Q6S
Met70									4			
Met73	0	0	0	0	0	0	0	0	0	0	0	0
Met77	0	0	0	0	0	0	0	0	14	0	0	0
Met90											15	
Urb85												
Urb98	0	0	0	0	0	0	0	0	0	0	0	0
Met11	0	0	0	0	0	0	0	0	0	0	0	0
Met25	0	0	0	0	0	0	0	0	0	0	2	0
Met79												
Met89	0	0	0	0	0	0	0	0	0	0	0	0
Urb68	0	0	0	0	5	0	0	0	0	0	0	0
Urb74												
Urb363												
Met100	0	0	0	0	60	0	0	0	10	0	0	0
Met27	0	0	2	0	1	0	0	0	2	0	1	0
Met33	0	0	0	0	0	0	0	0		0	0	0
Met43	0	0	0	0	0	0	0	0	20	0	0	0
Met48												
Met49												
Met59	0	0	0	0	10	10	0	0	30	5	40	0
Met30									90			
Met64												
Met96									6		1	
Met61												
Met91	0	0	7	0	1	0	0	0	0	0	2	0
Met95									3			
Sub23									5			2
Sub510												
Urb334												
Sub7	0	0	0	0	0	0	0	0	0	0	0	0
Sub514	0	0	0	0	0	0	0	0	0	0	2	0
Sub6												
Sub20											2	
Sub480	0	0	0	0	0	0	0	0	0	0	1	0
Sub524	0	0	0	0	0	0	0	0	0	0	0	0
Sub503									5	95		1
Met14	0	0	0	0	0	0	0	0	0	0	55	0
Met24	0	0	0	0	0	0	0	0	2	0	0	0
Met29					10						10	
Met74	0	0	0	0	0	0	0	0	0	0	0	0
Met83			8		5							
Met85												
Met98			3		2	2			1		10	
Met101	0	0	0	0	10	0	0	10	2	0	10	0
Met103	0	0	0	0	0	0	0	0	0	0	17	0
Met72	0	5	0	0	5	0	1	5	0	0	0	0
Met99		7			15		1				7	
Sub14			4			8			1			
Sub24	0	0	0	0	0	0	0	0	0	0	0	0
Met62	0	0	0	0	0	0	0	0	0	0	0	0
Met86	0	0	0	0	0	0	0	0	0	0	0	0
Met28	0	0	0	0	0	0	0	0	38	0	0	0
Sub39					3						2	

[illegible]



[illegible]

NewID	O8F	O8G	O8H	O8I	O8J	O8K	O8L	O9A	O9B	O9C	O9D	O9E	O10A
Met70	0	0	0	0	0	0	0	1					2
Met73						5	3	1					1
Met77	0	0	0	0	0	0	0	1	2	1	2	2	1
Met90								1					1
Urb85								1					
Urb98	0	0	0	0	0	0	0	1	1	1	2	2	1
Met11	0	0	0	0	0	0	0	1	2	2	2	2	1
Met25	0	0	0	0	0	0	0	1	1	2	2	2	1
Met79	0	0	5	0	0	0	0	1	2	1	2	2	1
Met89	0	0	0	0	0	0	0	1	2	2	2	2	2
Urb68	0	0	0	0	0	0	0	1	1	2	2	2	1
Urb74													
Urb363													
Met100	0	0	5	0	0	0	0	1	1	2	1	2	1
Met27	0	0	0	0	0	0	0	1	2	2	2	2	1
Met33	0	0		0	0	0	0	1	1	2	2	2	1
Met43	0	0	0	0	0	0	0	1	2	2	2	2	1
Met48			6										1
Met49													
Met59	0	0	0	0	0	0	0	1	2	2	2	2	1
Met30								1	1	2	2	2	1
Met64													
Met96								1					1
Met61													
Met91	0	0	0	0	0	0	0	1	2	1	2	2	1
Met95								1				1	2
Sub23								1	1	1		1	1
Sub510													
Urb334								2	1	2	2	2	1
Sub7	0	0	0	0	0	0	0	1	2	2	2	2	1
Sub514	0	0	0	0	0	0	0	1	1	1	2	2	1
Sub6													
Sub20								1	2	1	2	2	1
Sub480	0	0	0	0	0	0	0	1					1
Sub524	0	0	0	0	0	0	0	1					1
Sub503								1	2	2	2	2	1
Met14	0	0	0	0	0	0	0	1	2	2	2	2	1
Met24	0	0	0	0	0	0	0	1	2	2	2	2	1
Met29												1	
Met74	0	0	0	0	0	0	0	1	1				1
Met83									1				1
Met85								1	1	2	2	1	1
Met98								1	2	1	2	1	1
Met101	0	0	0	0	0	0	0	1	2	2	2	1	1
Met103								1	2	2	2	2	1
Met72	0	0	0	0	0	0	0	1	1	2	2	2	1
Met99								1	2	2	2	2	2
Sub14								2	2	1	2	2	1
Sub24	0	0	0	0	0	2	0	1	2	1	2	2	1
Met62	0	0	0	0	0	0	0	1	2	2	2	2	1
Met86	0	0	0	0	0	0	0	1					2
Met28	0	0	0	0	0	0	0	1	2	2	2	2	
Sub39	0	0	0	5	0	0	0	1	1				1
Urb69	0	0	0	0	0	0	0	1	2	2	2	2	1
Urb80								1					1
Sub479								1					1
Sub499													
Sub34			1					1					2
Sub29													
Sub498	0	0	1	0	0	0	0	1					1
Urb63								1					2
Urb75	0	0	0	0	0	0	0	1	2	2	2	2	2
Urb88	0	0	0	0	0	0	0	1	1				1
Urb104	0	0	110	0	0	0	0	1	2	2	2	2	1
Urb324									1				1
Urb325													

NewID	Q10B	Q11A	Q11B	Q11C	Q11D	Q11E	Q11F	Q11G	Q11H	Q11I	Q11J	Q11K	Q11L
Met70	2	2	2	2	2	2	2	2	2	2	2	2	2
Met73	1			1		1							
Met77	2	1	1	2	2	1	1	2	1	2	2	2	1
Met90			1	1		1	1		1				
Urb85				1			1		1		1		
Urb98	1	2	2	1	2	1	1	2	1	2	1	2	1
Met11	2	2	2	2	2	1	1	2	1	2	2	2	1
Met25	2	2	2	2	2	1	1	2	2	2	2	2	1
Met79	2	2	2	1	2	1	2	2	1	2	2	2	1
Met89	2	2	2	1	1	1	1	2	2	2	1	2	2
Urb68	2	2	2	1	2	1	1	2	2	2	2	2	1
Urb74		2	2	2	2	2	2	2	2	2	2	2	2
Urb363													
Met100	1	1	2	1	1	1	1	1	1	2	1	1	1
Met27	2	2	2	1	1	1	1	2	2	2	1	2	1
Met33	2												
Met43	2	2	2	1	2	2	2	2	2	2	2	2	1
Met48				1		1	1						
Met49													
Met59	2	2	2	1	1	1	1	2	1	2	1	1	1
Met30	1	1	2	1	1	1	1	1	1	2	1	1	1
Met64													
Met96				1		1	1						1
Met61													
Met91	2	2	2	1	2	1	1	2	1	2	2	2	2
Met95	2			1		1	1						
Sub23	2	1	1	1			1		1				1
Sub510													
Urb334	2			1			1		1				1
Sub7	2												
Sub514	2	1	2	1	1	1	1	2	1	2	1	2	2
Sub6													
Sub20	1	1		1	1	1	1		1		1		1
Sub480	1	2	2	1	2	1	1	2	2	2	2	2	1
Sub524						1	1						1
Sub503	2	1	1	1	1	1	1	2	1	2	2	2	1
Met14	2	2	2	1	2	1	1	2	1	2	2	2	1
Met24	2	1	1	1	1	2	2	2	1	2	1	1	1
Met29							1		1				
Met74	2	1	1	1	1	1	1		1				
Met83				1					1			1	
Met85	1			1		1	1		1		1		1
Met98	2			1		1	1		1				1
Met101	1	2	2	1	2	1	1	2	1	2	2	2	1
Met103	2			1	1	1	1						1
Met72	2	2	2	1	2	1	1	2	2	2	2	2	1
Met99	2	2	2	2	2	1	1	1	1	2	2	2	1
Sub14	2	2	2	1	1	2	1	2	2	2	2	2	2
Sub24	2	2	2	2	2	2	2	2	2	2	2	2	2
Met62	2	2	2	2	1	1	2	2	2	2	2	2	2
Met86	2	2	2	2	2	2	2	2	2	2	2	2	1
Met28		2	2	1	1	1	1	2	1	2	2	2	1
Sub39	2	1		1		1	1				1	1	
Urb69	2	2	2	1	2	2	2	2	2	2	2	2	1
Urb80	2			1									1
Sub479						1	1						
Sub499													
Sub34	2			1		1	1						1
Sub29													
Sub498		1	1	1	1	1	1	2	2	2	2	2	1
Urb63	1	2	2	1	1	1	1	2	1	2	1	2	1
Urb75	2	1	2	1	1	1	1	2	2	2	1	2	2
Urb88		2	2	1	2	1	1	2	2	2	2	2	1
Urb104	2	1	2	1	1	1	1	2	2	2	2	2	1
Urb324													1
Urb325													

[illegible]

[illegible]

NewID	O14G	O14H	O15A	O15B	O15C	O16	O18a	O19a	O18b	O19b	O18c	O19c	O18d
Met70	2	2	0	0	0	8							
Met73	2	2	0	0	0	6							
Met77	2	2	0	0	0	10							2
Met90	2	2				7							1
Urb85						2							2
Urb98	2	2	0	0	0	4							1
Met11	2	2	0	0	0	12							1
Met25	2	2	0	0	0	8							1
Met79	2	2	0	0	0	3							1
Met89	2	2	0	0	0	6							1
Urb68	2	2	0	0	0	4							1
Urb74	2	2	0	0	0	9							
Urb363						5							1
Met100	2	1	0	0	0	5							1
Met27	2	2	0	0	0	9							2
Met33	2	2	0	0	0								2
Met43	2	2	0	0	0	7							2
Met48	2	2				25							
Met49						19							1
Met59	2	2	0	0	0	7							2
Met30	2	2	0	0	0	5							1
Met64													
Met96			0	0	0	6							1
Met61						6							
Met91	2	2	0	0	0	2							1
Met95	2	2				6							
Sub23	2	2	0	0	0								2
Sub510						10							1
Urb334	2	2				4							2
Sub7	2	2	0	0	0	13							
Sub514	2	2	0	0	0	7							1
Sub6						35							2
Sub20	2	2	0	0	0	25							1
Sub480	2	2	0	0	0	6							1
Sub524	2	2				13							1
Sub503	1	1	0	0	0	4							1
Met14	2	2	0	0	0	6							1
Met24			0	0	0	4							1
Met29	2	2	0	0	0	4							2
Met74	2	2	0	0	0	10							1
Met83	2	2				6							
Met85	2	2	0	0	0	4							1
Met98	2	2	0	0	0	3							1
Met101	2	2	0	0	0	3							1
Met103	2	2	0	0	0	8							1
Met72	2	2	0	0	0	6							1
Met99			0	0	0	2							1
Sub14	2	2	0	0	0	3							1
Sub24	2	2	0	0	0	8							1
Met62	2	2	0	0	0	10							2
Met86	2	2	0	0	0	5							1
Met28	2	2	0	0	0	9							1
Sub39	2	2	0	1	0	4							1
Urb69	2	2	0	0	0	5							2
Urb80	2					4							1
Sub479	2	2				6							1
Sub499	2	2	0	0	0	4							1
Sub34	2	2	0	0	0	10							1
Sub29						4							1
Sub498	2	2	0	0	0	10							2
Urb63	2	2	0	0	0	8							1
Urb75	2	2	0	0	0	6							2
Urb88	2	1	0	0	0	5							1
Urb104	2	2	0	0	0	5							2
Urb324	2	2				8							2
Urb325						10							1

NewID	O19d	O18e	O19e	O18f	O19f	O18g	O19g	O18h	O19h	O20	O21	O22A	O22B
Met70										2	27		
Met73										1	20	4	3
Met77	2									1		4	2
Met90	1									1	3	4	2
Urb85	1									1	10	3	2
Urb98	2									2		5	3
Met11	2									3	20	3	2
Met25	2									3	6	4	4
Met79	2									1	27	3	4
Met89	1									2	3	4	2
Urb68	1									2	8	4	2
Urb74												4	3
Urb363	2									4	6	4	2
Met100	2									1		4	1
Met27	2									1		1	5
Met33	2									2	27	3	3
Met43	2									3	14	3	3
Met48										1			
Met49	2									2		3	3
Met59	2									1		4	3
Met30	2									2	12	4	2
Met64													
Met96	1									1		3	2
Met61										1		4	2
Met91	1									1	8	2	2
Met95										1	8	3	2
Sub23	2									1	8	4	1
Sub510	1									3	27	3	3
Urb334	1									1		2	4
Sub7										4	27		
Sub514	1									3	7	4	2
Sub6	2									3	20	1	1
Sub20	1									2	3	4	2
Sub480	2									3	6	3	3
Sub524	1									1		4	3
Sub503	1									1	12	5	2
Met14	1									1	27	3	1
Met24	2									2	2	1	4
Met29	2									1	6	3	3
Met74	1									2	3	3	3
Met83										1	3	3	2
Met85	2									2	8	4	2
Met98	2									1		2	4
Met101	1									1	12	4	2
Met103	1									1	27	4	3
Met72	1									2	12	4	2
Met99	1									1		4	1
Sub14	1									1	3	3	2
Sub24	1									3	5	3	3
Met62	2									3	27	4	4
Met86	1									1	18		2
Met28	1									1	20	3	5
Sub39	2									1	27	5	2
Urb69	1									1	3	2	4
Urb80										2		5	5
Sub479	1									3		3	5
Sub499	1									1		2	1
Sub34	1									1		3	3
Sub29	1									1		3	2
Sub498	2									2	12	4	1
Urb63	1									2	27	4	2
Urb75	2									1	3	2	3
Urb88	1									1	12	2	2
Urb104	2									1		4	4
Urb324	2									2		2	2
Urb325	1									4	27		

NewID	O22D	O22E	O22F	O22G	O22H	O22I	O22J	O22K	O22L	O22M	O23A	O23B	O23C
Met70											5	3	3
Met73	5	5	4	3	5	4					4	3	2
Met77	5	5	4	4	5	4	5	5	5	5	5	5	4
Met90	4	3	4	3	2	3	4	4	4	4	5	5	2
Urb85	5	2	4	2	3	2	4	2	5	3	1	5	5
Urb98	4	4	3	2	3	4	3	4	3	4	2	4	3
Met11	5	4	3	1	1	3	3	3	3	3	5	4	3
Met25	4	4	2	2	5	4	4	2	2	3	4	2	1
Met79	4	4	4	3	4	3	3	3	3	3	4	2	4
Met89	4	4	2	2	2	4	3	4	4	2	4	2	2
Urb68	2	4	4	4	3	4	3	2	3	2	2	4	4
Urb74	5	2	3	2	1	3	3	3	3	1	4	4	2
Urb363	4	2	2	3	1	3	4	4	4	1	4	2	2
Met100	5	3	3	1	3	4	3	4	3	3	4	5	3
Met27	5	5	5	3	5	1	1	1	3	5	4	5	5
Met33	3	3	3	3	3	3	3	3	3	3	3	4	3
Met43	2	3	3	3	4	3	2	2	2	3	3	3	4
Met48	4	4		3	3	3	3	3	4	3	4	3	
Met49	3	3	3	3	3	3	3	3	3	3	3	4	4
Met59	5	4	4	2	3	4	4	3	4	4	4	4	4
Met30	5	4	3	3	3	4	4	4	4	4	2	4	4
Met64													
Met96	5	4	4	3	5	4	3	3	3	4	5	3	4
Met61	4	3	3	3	3	3	4	3	4	3	4	3	3
Met91	4	4	2	2	3	4	4	2	4	3	4	4	2
Met95	4	4	4	3	4	4	4	2	4	2	4	4	3
Sub23	5	5	4	4	4	3	4	3	4	4			
Sub510	3	3	3	3	3	3	3	3	3	3			
Urb334	4	4	4	4	5	2	3	2	3	4	4	4	4
Sub7													
Sub514	4	4	3	3	2	4	4	2	4	2	4	2	3
Sub6	5	5	5	3	5	1	3	3	3	5	1	4	4
Sub20	3	4	2	2	2	4	4	4	4	2	3	2	3
Sub480	3	4	3	4	3	3	4	3	4	3	2	3	2
Sub524	3	3	3	3	3	3	3	3	3	3	4	3	3
Sub503	4	4	2	2	2	4	3	4	2	2	4	3	3
Met14	5	5	4	1	4	2	4	1	4	5	4	5	1
Met24	5	3	5	3	5	3	2	1	3	4	2	4	2
Met29	4	5	4	2	3	2	2	4	4	2	2	4	3
Met74	4	4	4	2	2	4	4	3	3	3	3	4	3
Met83	5	3	3	1	4	4	4	4	1	4	5	5	5
Met85	4	4	4	3	3	4	4	4	4	4	4	3	4
Met98	5	5	5	3	4	3	3	2	3	3	5	3	3
Met101	5	5	2	2	2	5	5	5	5	1	5	5	3
Met103	4	3	4	3	2	3	3	3	3	3	4	4	3
Met72	5	5	3	2	2	3	3	3	3	1	4	5	4
Met99	3	3	2	3	2	3	4	4	4	3	4	4	4
Sub14	5	4	4	4	3	3	4	2	4	4	4	4	4
Sub24	3	3	3	3	3	3	3	3	3	3	4	4	5
Met62	2	3	3	2	2	4	3	3	3	2	4	4	3
Met86	5	5	2	2	4	4	3	3	3	4	4	4	2
Met28	5	3	5	4	2	4	4	2	2	4	4	4	5
Sub39	4	4	3	1	5	1	1	1	5	5	1	3	4
Urb69	4	4	4	4	3	2	3	2	2	3	2	2	3
Urb80	5	3	4	4	2	3	4	3	3	4	2	5	4
Sub479	4	3	3	4	2	3	3	3	3	3	4	2	2
Sub499	5	3	3	3	3	3	3	3	3	5	5	4	1
Sub34	3	3	3	3	3	3	3	3	3	3	3	3	3
Sub29	5	4	4	2	5	2	3	3	4	5	5	3	2
Sub498	5	5	3	1	1	5	5	5	5	1	4	2	1
Urb63	5	5	3	2	2	4	4	4	4	2	4	4	4
Urb75	5	5	4	3	4	2	3	4	3	4	4	4	4
Urb88	4	2	4	2	2	4	3	2	4	2	4	2	2
Urb104	3	4	4	3	2	3	3	4	4	2	4	4	4
Urb324	5	5	4	3	2	5	5	4	4	3	5	4	2
Urb325													





NewID	Q24A	Q24B	Q24C	Q24D	Q24E	Q24F	Q24G	Q24H	Q24I	Q24J	Q24K	Q24L
Met70	0	0	0	0	0	3	0	0	0	0	0	0
Met73												
Met77	33	0	0	0	0	0	0	0	0	0	0	0
Met90	20											
Urb85	26											
Urb98	20	0	0	0	10	30	5	0	40	20	4	25
Met11	20	0	0	0	0	0	5	0	0	0	0	0
Met25	10	0	0	1	6	0	0	0	0	0	0	0
Met79	30	0	2	1	4	3	0	0	4	0	0	0
Met89	32	0	0	0	25	0	0	0	0	0	0	0
Urb68	21	0	0	0	21	0	11	0	0	14	0	0
Urb74	25	0	0	0	0	0	0	0	0	0	0	0
Urb363	0	0	0	0	0	0	80	0	0	0	0	0
Met100	180	0	0	2	60	365	0	0	0	0	0	60
Met27	20	0	0	0	2	0	0	0	0	0	0	0
Met33	25	0	0	0	0	0	4	0	0	0	0	0
Met43	20	0	0	0	0	0	0	0	0	0	0	5
Met48												
Met49	0	0	0	0	0	0	0	0	0	0	0	0
Met59	120	0	0	0	0	0	0	0	0	0	0	30
Met30	200	0	6	0	10	20	0	0	0	10	0	
Met64												
Met96	30											
Met61	0	0	0	0	0	10	0	0	0	0	0	0
Met91	25	0	0	0	0	0	2	0	2	0	0	0
Met95	10	2	3	0	2	0	2	0	0	7	0	5
Sub23												
Sub510												
Urb334	40	0	20	30	20	0	0	0	0	20	0	20
Sub7	1	0	0	0	0	0	0	1	0	0	0	0
Sub514		0	0	0	34	8	0	0	14	0	0	5
Sub6	1	0	0	0	1	0	0	0	0	0	0	0
Sub20	20	0	10	75	60	0	0	0	2	0	0	15
Sub480	10	0	0	0	0	0	0	0	0	0	0	0
Sub524	35	0	0	0	10	0	0	0	0	0	0	0
Sub503	140	0	0	0	20	20	0	0	0	0	0	0
Met14	60	0	0	0	0	0	0	0	0	0	0	0
Met24	15	0	0	0	4	0	0	0	0	0	0	30
Met29	0	20	0	0	0	0	0	0	0	0	0	0
Met74	45	0	0	0	45	0	15	0	0	7	2	5
Met83												
Met85	20	2	0	0	0	2	0	0	1	10	0	5
Met98	20	2	11	0	40	0	0	0	20	0	10	0
Met101	30	1	0	0	0	0	1	0	0	0	1	3
Met103												
Met72	30	0	0	0	5	0	5	0	0	0	0	0
Met99	30	0	0	0	4	0	10	0	0	0	0	10
Sub14	12	0	8	0	0	0	0	0	8	0	0	0
Sub24	5	0	0	0	10	7	0	0	5	3	0	0

NewID	Q24M	Q25A	Q25B	Q25C	Q25D	Q25E	Q25F	Q25G	Q25H	Q26A	Q26B	Q26C
Met70	0	0	40	100	0	0	5	0	300	0	0	0
Met73			10				10					
Met77	0	0	0	0	0	0	0	0	0	0	0	0
Met90					60							
Urb85												
Urb98	3	20	5	3	10	50	8	4	300	15	30	5
Met11	0	0	100	2	20	2	15	0	365	90	40	0
Met25	0	2	6	0	0	0	0	0	5	0	4	12
Met79	0	3	20	0	0	0	0	0	100	0	10	0
Met89	0	0	60	0	0	0	2	0	360	0	0	0
Urb68	3	0	0	0	0	0	0	6	5	0	0	0
Urb74	0	0	0	0	0	0	0	0	0	0	0	0
Urb363	0	0	150	0	365	0	0	0	365	0	0	0
Met100	365	365	180	0	180	0	14	60	180	14	7	0
Met27	0	0	0	0	0	0	0	0	90	0	0	0
Met33	0	0	0	0	0	0		0		0	0	0
Met43	0	0	0	0	0	0	0	150	365	0	0	0
Met48												
Met49	0	0	0	0	0	0	0	0	0	0	0	0
Met59	30	0	180	0	0	0	10	100	180	0	20	0
Met30												
Met64												
Met96												
Met61	0	0	5	0	10	0	2	0	5	0	0	0
Met91		0	0	0	0	0	5	0	150	2	10	0
Met95	2	15	0	0	0	0	0	0	0	0	1	0
Sub23												
Sub510												
Urb334	0	40	90	0	90	0	0	90	200	0	0	0
Sub7	7	0	0	0	0	0	15	50	320	0	5	0
Sub514	24	34	0	0	0	0	6	10	34	3	2	10
Sub6	1	10	30	0	0	0	8	0	365	0	0	0
Sub20	2	2	0	10	5	5	2	0	20	0	8	50
Sub480	1	0	90	0	0	0	0	1		15	2	20
Sub524	0	0	0	0	0	0	0	0	0	0	0	0
Sub503	30	200	0	0	0	0	30	0	300	0	60	0
Met14	0	0	0	0	0	0	0	50	100	0	0	0
Met24	10	10	30	0	30	20	10	5	365	0	10	0
Met29	0	0	0	0	200	0	2	15	365	40	0	0
Met74	2	3	25	0	15	0	3	15	45	3	7	25
Met83												
Met85	0	0	2	0	20	2	1	20	300	0	0	0
Met98	0	0	90	0	25	0	5	40	300	0	0	0
Met101	1	0	0	0	0	1	2	0	100	10	5	1
Met103												
Met72	0	0	0	0	0	0	10	0	365	0	0	5
Met99	0	0	0	0	0	0	0	0	60	0	0	10
Sub14	2	0	0	0	4	0	4	0	300	1	0	0
Sub24	3	0	0	0	0	0	30					

NewID	Q26D	Q26E	Q26F	Q27	Q27O	Q28	Q29A	Q29B	Q29C	Q29D	Q29E	Q30
Met70	0	100	300	1	1		1					3
Met73				1	3		1					7
Met77	0	0	0	4		4	1					4
Met90			75	1	1	1	1					4
Urb85				1	1		1					4
Urb98	15	2	20	4		3		1				3
Met11	0	0	150	1		1	1					5
Met25	0	1	30	2		1	1					
Met79	0	0	0	2		1	1					5
Met89	0	0	150	3		2	1					2
Urb68	0	8	21	1		1			1			3
Urb74	0	0	0	2		0		1				3
Urb363	0	0	150	1		0	1					4
Met100	0	30	365	3		2	1					3
Met27	0	0	90	2		2	1					2
Met33	0		120	0					1			
Met43	0	0	0	3		0				1		2
Met48								1				1
Met49	0	0	0	4		0	1					1
Met59	0	10	10	1		1			1			3
Met30				2		0				1		2
Met64												
Met96			100	2		1		1				5
Met61	0	0	0	1		0	1					3
Met91	20	0	30	1	2	2	1					5
Met95	0	0	365	1	2	2		1	1			3
Sub23												
Sub510												
Urb334	0	0	0	2		2	1					4
Sub7	0	0	150	1		1			1			5
Sub514	0	0	24	1		1	1					3
Sub6	0	0	0	1	2	1			1			6
Sub20	0	0	0	4		4		1				6
Sub480	0	0	280	3		1			1			3
Sub524	0	0	0	2		0			1			1
Sub503	0	0	30	1		1	1					2
Met14	0	0	0	4		3	1					4
Met24	0	15	200	3		3	1					6
Met29	0	40	104	1					1			2
Met74	15	0	15	1	2	1	1					2
Met83				1	2		1					3
Met85	0	0	100	2					1			4
Met98	0	0	10	2		1	1					3
Met101	1	3	50	1		1	1					5
Met103												
Met72	60	60	250	3		1	1					3
Met99		15	30	1		0	1					1
Sub14	0	0	10	1	3	1	1					2
Sub24	30	35	200	2				1			1	3
Met62	0	0	30	1		1		1				5
Met86	0	0	45	1	6	3	1					7
Met28	0	0	80	1			1					3
Sub39	0	50	20	1	1	0	1					3
Urb69	0	0	0	3		2	1					3
Urb80				0		0	1					2
Sub479	0	26	100	3		1	1					6
Sub499	0	0	0	3		1	1					5
Sub34	0	0	100	4		4	1					4
Sub29	0	0	150	2		0	1					3
Sub498	0	0	0	2		0			1			1
Urb63	0	20	200	4		4	1					5
Urb75	0	0	360	4			1					3
Urb88	15	10	50	3		1	1					4
Urb104	0	0	30	1		0	1					2
Urb324	0	0	20	3		0	1					4
Urb325												

NewID	Q31	Q32	Q33
Met70	68104	1957	5
Met73	68104	1959	
Met77	68104	1984	6
Met90	68104	1994	7
Urb85	68105	1976	4
Urb98	68105	1999	7
Met11	68106	1980	4
Met25	68106	1961	7
Met79	68106	1961	8
Met89	68106	1958	6
Urb68	68107	1952	6
Urb74	68107	1963	3
Urb363	68107	1965	8
Met100	68108	1997	7
Met27	68111	1975	3
Met33	68111	1953	4
Met43	68111	1976	3
Met48	68111	1984	3
Met49	68111	1981	3
Met59	68111	1956	5
Met30	68112	1982	
Met64	68112	1987	
Met96	68112	1956	2
Met61	68114	1967	8
Met91	68114	1994	8
Met95	68114	1955	8
Sub23	68116	1966	
Sub510	68116	1970	7
Urb334	68117	1960	7
Sub7	68118	1956	7
Sub514	68122	1953	7
Sub6	68123	1960	7
Sub20	68123	1979	8
Sub480	68123	1960	6
Sub524	68123	1954	1
Sub503	68124	1978	7
Met14	68127	1985	6
Met24	68127	1981	7
Met29	68127	1961	5
Met74	68127	1959	7
Met83	68127	1992	7
Met85	68127	1949	10
Met98	68127	1985	8
Met101	68127	1992	4
Met103	68127	1965	
Met72	68128	1988	7
Met99	68128	1980	2
Sub14	68130	1980	
Sub24	68130	2000	1
Met62	68131	1993	5
Met86	68131	1967	
Met28	68132	1968	5
Sub39	68133	1960	8
Urb69	68134	1967	7
Urb80	68134	1966	3
Sub479	68135	1961	8
Sub499	68135	1996	5
Sub34	68136	1990	7
Sub29	68137	1984	7
Sub498	68138	1954	6
Urb63	68144	1968	11
Urb75	68144	1992	3
Urb88	68144	1975	8
Urb104	68144	1969	7
Urb324	68144	1962	4
Urb325	68144	1963	

NewID	Mode	O1A	O1B	O2A	O2B	O2C	O2D	O2E	O2F	O2G	O2H	O2I	O2J	O2K
Urb329	1		1											
Urb330	2	2												
Urb369	2	1	6					1	1					
Urb370	1	5								1			1	
Urb83	1	30					1	1	1	1	1	1	1	
Urb90	1	4							1	1	1	1		
Urb323	2	1	30				1	1	1	1		1		
Pri178	1	10					1	1	1	1				
Pri180	1	15								1	1	1		
Pri187	1	15						1	1	1	1	1	1	
Pri198	1	6											1	
Pri199	1	30						1	1	1	1	1	1	
Pri203	1	1							1					
Pri207	1	9							1	1	1			
Pri289	2	1	5					1	1			1		
Pri295	2	1	2						1	1				
Pri298	1	10						1	1		1			
Pri300	1	10				1		1	1	1				
Pri301	2	2												
Pri307	2	1	5			1				1	1			
Pri312	1	10					1	1	1	1	1	1		
Pri313	1	7									1		1	
Pri314	1	10						1	1	1				
Pri315	1	3								1	1	1		
Pri316	1	4							1	1	1			
Pri328	1	12						1	1	1	1			
Sub5	1	1												1
Sub15	2	1	40				1	1	1	1	1	1	1	
Sub30	2	1	25					1	1	1	1	1	1	1
Sub46	2	1	20				1	1	1	1	1	1		
Sub52	1	10										1	1	
Sub484	1	6						1		1	1	1		
Urb147	1	40						1	1	1				
Urb812	1	5							1	1				
Urb824	1	20					1	1			1	1		
Sub68	1	4		1					1	1	1			
Sub103	1	125			1	1	1	1	1	1	1	1	1	1
Sub323	1	35							1	1	1			
Sub334	2	1	45				1	1	1	1	1	1	1	
Sub361	1	105					1	1	1	1	1	1		
Sub368	1	70				1	1	1	1			1	1	1
Urb148	1						1	1	1	1	1	1		
Urb149	1	4							1	1	1			
Urb803	1	10						1	1	1	1	1		
Urb806	2	1	20	1				1	1	1	1	1		
Urb811	1	5						1						
Urb828	2	1												
Urb833	1	20				1	1	1	1	1	1	1	1	
Pri528	1	35						1	1	1	1	1	1	
Met430	1	2							1					
Met447	1	20							1	1	1	1	1	
Met456	1	20				1	1	1	1	1	1			
Met462	1	8						1						
Met801	1	1								1				
Met828	2	1			1	1	1	1	1	1	1	1	1	1
Met843	2	1	5				1	1	1		1			
Urb117	1	4							1	1	1			
Urb842	1	13									1	1		
Met457	1	2						1		1				
Met477	1	50						1	1	1	1	1	1	
Met819	1	4						1	1	1	1	1		
Met837	2	1	56				1	1	1	1	1	1		
Urb132	1	18					1	1	1		1	1	1	
Urb142	1	100					1	1	1	1	1	1	1	
Urb144	1	6								1	1	1		
Urb821	1	3						1			1			

NewID	O2L	O3	O4A	O4B	O4C	O5	O6A	O6B	O6C	O6D	O6E	O6F	O6G
Urb329													
Urb330													
Urb369		2		5		2							
Urb370		1	0	5	0	2							
Urb83		2	0	15	15	1							
Urb90		2	3	1	0	1							
Urb323		2	2	22	6	1	0	0	0	0	0	0	0
Pri178		2	5	5		2							
Pri180		2	5		10	1	0	0	0	0	0	0	0
Pri187		2	0	15		2	0	0	0	0	0	0	0
Pri198		1	6			2							
Pri199		1	30			2	5	0	0	0	0	0	0
Pri203		2	1			2	0	0	0	0	0	0	0
Pri207		1	9	0	0	2							
Pri289		2	4	1		2							
Pri295		2	2			2							
Pri298		1	3	7	0	1	0	0	0	1	0	0	0
Pri300		1		9	1	1							
Pri301													
Pri307		2	2	1	2	1							
Pri312		2	5	0	5	2	0	0	0	1	0	0	0
Pri313		1		1	6	1	0	0	0	0	0	0	0
Pri314		2	5	5	0	1	0	0	0	0	0	0	0
Pri315		1	3	0	0	2							
Pri316		2		4		2	0	0	0	0	0	0	0
Pri328		1	10	2		2							
Sub5		2	0	1	0	2	0	0	0	0	0	0	0
Sub15		1	25	5	10	2							
Sub30		2	18		7	2	0	0	0	0	0	0	0
Sub46		2	1	19	0	2							
Sub52			10	0	0	1							
Sub484		3	0	6	0	1	0	0	0	0	0	0	0
Urb147		2	30	10		2							
Urb812		1	0	1	4	2	0	0	0	0	0	0	0
Urb824		2	20			2	0	0	0	0	0	0	0
Sub68		2	4			2							
Sub103		2	53	53	19	2	4	0	0	30	0	0	0
Sub323		1	10	25	0	1							
Sub334		2	40	5		2	1			2			
Sub361		2	75	30		1	0	0	0	50	0	0	0
Sub368		1	3	7	50	1	0	0	0	0	0	0	0
Urb148						1	0	0	0	0	0	0	0
Urb149		2	0	4		2	0	0	0	0	0	0	0
Urb803		2	10	0	1	2	0	0	0	1	0	0	0
Urb806		2	5		15	2	1	3	0	0	0	0	0
Urb811		1	0	5	0	1	0	0	0	0	0	0	0
Urb828													
Urb833			15	5	0	2	0	0	0	0	0	0	0
Pri528		2	10	20	5		0	0	0	0	0	0	0
Met430		2	2	0	0	1	0	0	0	0	0	0	0
Met447			20			2	0	0	2	0	2	0	2
Met456		1	3	3	14	2	1	0	2	0	0	0	0
Met462		2	0	1	0	1	0	4	2	0	2	0	0
Met801		2	1			2	0	0	0	0	0	0	0
Met828	1	2		48		1							
Met843													
Urb117		2	3	1	0	1	0	0	0	0	0	0	0
Urb842		1		3	10	1	0	0	0	0	0	0	0
Met457		2	1	1	0	2	0	0	0	0	0	0	0
Met477		2	0	40	10	1	0	0	0	0	0	0	0
Met819		2	0	4		2							
Met837		2	13	43		2	0	0	0	5	0	0	0
Urb132			12	5		1			2				2
Urb142			50	30	10	1	2	2	3	0	1	0	5
Urb144			6			1	0	0	0	0	0	0	0
Urb821		2	1	2	0	2	0	0	0	0	0	0	0

NewID	O6H	O6I	O6J	O6K	O6L	O6M	O6N	O6O	O6P	O6Q	O6R	O6S
Urb329												
Urb330												
Urb369												
Urb370												
Urb83												
Urb90												
Urb323	0	0	0	0	0	0	0	0	0	0	2	0
Pri178												
Pri180	0	0	4	0	0	1	0	0	0	0	0	0
Pri187	0	0	0	0	0	0	0	0	0	0	0	0
Pri198									2			
Pri199	0	0	0	0	0	0	0	0	0	0	0	0
Pri203	0	0	1	0	0	0	0	0	0	0	0	0
Pri207									3			
Pri289												
Pri295								2				
Pri298	0	0	0	0	0	0	0	0	0	0	1	0
Pri300			1									
Pri301												
Pri307									2			
Pri312	0	0	2	0	2	0	0	0	0	0	0	0
Pri313	0	0	0	0	0	0	0	0	0	0	0	0
Pri314	0	0	0	0	0	0	0	0	0	0	0	0
Pri315												
Pri316	0	0	0	0	0	0	0	0	0	0	0	0
Pri328									10			
Sub5	0	0	0	0	0	0	0	0	0	0	0	0
Sub15												
Sub30	0	0	0	0	0	18	0	0	0	0	0	0
Sub46												
Sub52									6			
Sub484	0	0	0	0	0	0	0	0	0	0	0	0
Urb147					20						10	
Urb812	0	0	0	0	0	0	0	0	0	0	1	0
Urb824	5	1	0	0	0	0	0	3	2	0	2	0
Sub68									1			
Sub103	0	0	15	0	0	0	0	0	0	0	1	0
Sub323			18						5			
Sub334												
Sub361	0	0	1	0	0	0	0	0	3	0	0	0
Sub368	0	0	1	0	1	0	0	0	0	0	0	0
Urb148	0	5	0	0	15	0	0	5	0	0	10	0
Urb149	0	0	0	0	0	0	0	0	0	0	0	0
Urb803	0	0	0	0	3	0	0	0	1	0	3	0
Urb806	0	0	0	0	0	0	0	0	1	0	0	0
Urb811	0	0	0	0	0	0	0	0	0	0	0	0
Urb828												
Urb833	0	5	0	0	7	0	0	2	0	0	3	0
Pri528	0	0	0	0	10	0	0	0	0	0	0	0
Met430	0	0	0	0	0	0	0	0	2	0	0	0
Met447	0	0	0	0	0	0	8	0	4	0	0	0
Met456	0	0	0	0	0	0	0	0	0	0	0	0
Met462	0	0	0	0	0	0	0	0	0	0	0	0
Met801	0	0	0	0	0	0	0	0	1	0	0	0
Met828		20			10			2				
Met843					5							
Urb117	0	0	0	0	0	0	0	0	1	0	1	0
Urb842	0	0	0	0	0	0	0	0	0	0	0	0
Met457	0	0	0	0	0	0	0	0	0	0	1	0
Met477	0	0	0	0	0	0	0	0	0	0	0	0
Met819												
Met837	0	0	6	0	2	0	0	0	0	0	0	0
Urb132											1	
Urb142	0	0	0	1	10	0		3	5	0	10	5
Urb144	0	0	0	0	0	0	0	0	0	0	5	0
Urb821	0	0	0	0	0	0	0	0	0	0	1	0



NewID	O6T	O6U	O6V	O7A	O7B	O7C	O7D	O7E	O7F	O7G	O7H	O7I
Urb329												
Urb330												
Urb369												
Urb370												
Urb83												
Urb90												
Urb323	0	0	0	0	0	0	0	0	0	0	9	0
Pri178												
Pri180	0	0	0	0	0	0	0	0	0	0	0	0
Pri187	0	0	0	0	0	0	0	0	0	0	0	0
Pri198	4											
Pri199	0	0	25	0	0	0	0	0	0	0	0	0
Pri203	0	0	0	0	0	0	0	0	0	0	0	0
Pri207			1									
Pri289												
Pri295				0	0	0	0	0	0	0	0	0
Pri298	0	0	0	0	0	0	0	0	0	0	0	0
Pri300												
Pri301												
Pri307												
Pri312	0	0	0	0	0	0	0	0	0	0	0	0
Pri313	0	0	0	0	0	0	0	0	0	0	0	0
Pri314	0	0	0	0	0	0	0	0	0	0	0	0
Pri315												
Pri316	0	0	0	0	0	0	0	0	0	0	0	0
Pri328												
Sub5	0	0	0	0	0	0	0	0	0	0	0	0
Sub15												
Sub30	0	0	0	0	0	0	0	0	0	0	0	0
Sub46												
Sub52	2		2									
Sub484	0	0	0	0	0	0	0	0	0	0	0	0
Urb147	10			0	0	0	0	0	0	0	0	0
Urb812	0	0	0	0	0	0	0	0	0	0	0	0
Urb824	1	0	0	0	0	0	0	0	0	0	0	0
Sub68												
Sub103	0	0	3	0	0	0	0	0	0	0	0	0
Sub323	10		1		1							
Sub334												
Sub361	1	0	50	0	0	0	0	0	0	0	0	0
Sub368	1	0	0	0	0	0	0	0	0	0	0	0
Urb148	15	0	5	0	4	0	0	0	0	0	1	0
Urb149	0	0	0	0	0	0	0	0	0	0	0	0
Urb803	1	0	1	0	0	0	0	0	0	0	0	0
Urb806	0	0	0	0	0	0	0	0	0	0	0	0
Urb811	0	0	0	0	0	0	0	5	0	0	0	0
Urb828												
Urb833	0	0	0	0	3	0	0	0	0	0	0	0
Pri528	0	0	0	0	0	0	0	0	0	0	0	0
Met430	0	0	0	0	0	0	0	0	0	0	0	0
Met447	0	0	5	0	0	0	0	0	0	0	0	0
Met456	0	0	1	0	0	0	0	0	0	0	0	0
Met462	0	0	0	0	0	0	0	0	0	0	0	0
Met801	0	0	0	0	0	0	0	0	0	0	0	0
Met828												
Met843												
Urb117	0	0	1	0	0	0	0	0	0	0	1	0
Urb842	0	0	0	0	0	0	0	0	0	0	0	0
Met457	0	0	0	0	0	0	0	0	0	0	0	0
Met477	0	0	0		6	22						
Met819						3						
Met837	0	0	0	0	0	0	0	0	0	0	0	0
Urb132					2	5						
Urb142	3	0	10	0	5	3		3	0	1	0	0
Urb144	0	0	0	0	0	0	0	0	0	0	0	0
Urb821	0	0	0	0	2	0	0	0	0	0	0	0

[illegible]

NewID	O8F	O8G	O8H	O8I	O8J	O8K	O8L	O9A	O9B	O9C	O9D	O9E	O10A
Urb329													
Urb330													
Urb369									1				1
Urb370								1	2	2	2	2	1
Urb83													
Urb90								1					1
Urb323	0	11	0	0	0	0	0	1	1	2	2	2	1
Pri178													
Pri180	0	0	0	0	0	0	0			1		1	1
Pri187	0	0	0	0	0	0	0	1	1	2	2	2	2
Pri198								1					1
Pri199	0	0	0	0	0	0	0	1		1			1
Pri203	0	0	0	0	0	0	0	1					1
Pri207								1					1
Pri289										1		1	1
Pri295	0	0	0	0	0	0	0	1					1
Pri298	0	0	0	0	0	0	0	1	2	2	2	2	2
Pri300								1	1	1			1
Pri301													
Pri307								1	1	2	2	1	1
Pri312	0	0	0	0	0	0	0	1	1				1
Pri313	0	0	0	0	0	0	0	1	2	2	2	2	1
Pri314	0	0	0	0	0	0	0	1					1
Pri315								1	2	2	2	2	1
Pri316	0	0	0	0	0	0	0	1	2	2	2	2	2
Pri328								1	2	2	2	2	1
Sub5	0	0	0	0	0	0	1	1	2	2	2	2	1
Sub15													
Sub30	0	0	0	0	0	0	0	1	1	2	2	2	1
Sub46													
Sub52								1					2
Sub484	0	0	0	0	0	0	0	2	2	1	2	2	1
Urb147	0	0	0	0	0	0	0	1	2	2	2	2	1
Urb812	0	0	0	0	0	0	0	1	1				1
Urb824	0	0	3	0	0	0	0						
Sub68								1	2	2	2	1	2
Sub103	0	0	0	0	0	0	0	1	2	2	2	2	
Sub323								1	1				1
Sub334	0	0	0	0	0	0	0	1	1				1
Sub361	0	0	0	0	0	0	0	1	2	1	2	2	1
Sub368	0	0	0	0	0	0	0	1	2	1	2	2	1
Urb148	0	1	15	0	0	0	0	1	1	1	2	2	1
Urb149	0	0	0	0	0	0	0	1					1
Urb803	0	0	0	0	0	0	0	1	2	1	2	2	1
Urb806	0	0	0	0	0	0	0	1	2	2	2	2	1
Urb811	0	0	0	0	0	0	0		1				1
Urb828													
Urb833	0	0	0	0	0	0	0	1		1		1	
Pri528	0	0	0	0	0	0	0	1	2	2	2	2	1
Met430	0	0	0	0	0	0	0	1					1
Met447	0	0	0	0	0	0	0	2	2	2	2	2	1
Met456	0	0	0	0	0	0	0	1	1	2	2	2	1
Met462	0	0	0	0	0	0	0						
Met801	0	0	0	0	0	0	0	1					2
Met828								1				1	2
Met843								1					1
Urb117	0	0	0	0	0	0	0	1	2	1	2	2	1
Urb842	0	0	0	0	0	0	0	1	2	2	2	2	1
Met457	0	0	0	0	0	0	0	1	2	2	2	2	1
Met477	0	0	0	0	0	0	0		1				1
Met819								1	1				1
Met837	0	0	0	0	0	0	0		1				1
Urb132								1	1				1
Urb142	0	3	0	0	0	0	0	1	1		1	1	1
Urb144	0	0	0	0	0	0	0	1					2
Urb821	0	0	0	0	0	0	0	1	2	1	2	2	1

NewID	Q10B	Q11A	Q11B	Q11C	Q11D	Q11E	Q11F	Q11G	Q11H	Q11I	Q11J	Q11K	Q11L
Urb329													
Urb330													
Urb369		1	1	1	1	1	1	2	1	2	1	2	2
Urb370	2	2	2	1	2	2	2	2	2	2	2	2	1
Urb83													
Urb90	1												
Urb323	1	2	2	1	1	1	2	2	1	1	1	2	1
Pri178													
Pri180	2	2	2	1	2	1	2	2	1	2	2	2	1
Pri187	1	2	2	1	2	2	1	2	2	2	2	2	1
Pri198													
Pri199		2	2	1	1	1	2	2	2	2	2		1
Pri203							1						
Pri207									1				1
Pri289	1			1		1							
Pri295		1			1		1	1					
Pri298	2	2	2	2	2	1	1	2	2	2	2		1
Pri300	2			1	1	1	1	1	1				
Pri301													
Pri307	1		1		1		1		1				
Pri312		1	2	1	1	2	2	2	2	2	2	2	2
Pri313	2	2	2	2	2	1	2	2	1	2	2	2	2
Pri314	1	2	2	1	2	1	1	2	1	2	2	2	1
Pri315	2												
Pri316	1	2	2	2	2	2	2	2	2	2	2	2	1
Pri328	2	1	1	2	1	1	2	1	1	2	2	2	1
Sub5	2	2	2	2	2	2	2	2	2	2	2	2	2
Sub15													
Sub30	2	2	2	1	2	2	2	2	2	2	2	2	2
Sub46													
Sub52	2						1		1				1
Sub484	1	2	2	2	2	2	2	2	1	2	1	2	1
Urb147	2	1	2	1	1	1	1	2	1	2	2	2	2
Urb812	2	1	1	1	1	2	2	2	2	2	2	2	2
Urb824				1	1	1							1
Sub68	2	2	1	2	2	1	2	2	2	2	2	2	2
Sub103		2	2	1	1	1	1	2	1	2	1	1	1
Sub323	2			1		1	1		1	1	1	1	1
Sub334	2	2	2	1	2	2	2	2	2	2	1	2	2
Sub361		1	1	1	1	1	1	1	2	2	2	2	2
Sub368	2	2	2	1	1	1	1	2	1	2	1	2	2
Urb148	2	1	1	1	1	2	1	2	1	2	1	1	1
Urb149													1
Urb803	2	2	2	1	1	1	1	1	2	2	1	2	2
Urb806	2	2	2	2	1	1	1	1	2	2	2	2	2
Urb811		1	1				1		1	1			
Urb828													
Urb833	2			1		1	1						1
Pri528	2	2	2	1									

[illegible]



NewID	O14G	O14H	O15A	O15B	O15C	O16	O18a	O19a	O18b	O19b	O18c	O19c	O18d
Urb329						7							2
Urb330						9							2
Urb369	2	2	0	0	0	4							1
Urb370	2	2	0	0	0	33							1
Urb83	2	2	0	0	0	6							1
Urb90	2	2	0	0	0	9							
Urb323	2	2	0	0	0	5							1
Pri178	2	2	0	0	0	3							1
Pri180	2	2	0	0	0	9							1
Pri187	2	2	0	0	0	8							1
Pri198						12							2
Pri199	2	2	0	0	0	5							1
Pri203	2	2	0	0	0	5							
Pri207	2	2	0	0	0	5							1
Pri289	1	2	0	0	0	18							1
Pri295						7							1
Pri298	2	2	0	0	0	20							1
Pri300	2	2	0	0	0	4							2
Pri301						1							2
Pri307	2	2	0	0	0	10							1
Pri312	2	2	0	0	0	5							1
Pri313	2	2	0	0	0	6							1
Pri314	2	2	0	0	0	5							1
Pri315	2	2	0	0	0	8							2
Pri316	2	2	0	0	0	5							1
Pri328	2	2	0	0	0	2							1
Sub5	2	2	0	0	0	4							1
Sub15													
Sub30	2	2	0	0	0	6							1
Sub46													
Sub52	2	2	0	0	0	5							2
Sub484	2	2	0	0	0	7							2
Urb147	2	1	0	0	0	10							
Urb812	2	2	0	0	0	8							
Urb824	2	2	0	0	0	5							
Sub68	2	2	0	0	0	2							
Sub103	2	2	0	0	0	6							
Sub323	2	2	0	0	0	6							
Sub334	2	2	0	0	0	3							
Sub361	2	2	0	0	0	5							
Sub368	2	2	0	0	0	4							
Urb148	2	2	0	0	0	4							
Urb149	2	2	0	0	0	23							
Urb803	2	2	0	0	0	2							
Urb806	2	2	0	0	0	9							
Urb811	2	2	0	0	0	8							
Urb828													
Urb833	2	2	0	0	0	21							
Pri528	2	2	0	0	0	6							
Met430	2	2	0	0	0	10							
Met447	2	2	5	2	0	22							
Met456	2	2	0	0	0	8							
Met462	2	2	0	0	0	10							
Met801	2	2	0	0	0	8							
Met828	2	2	0			4							
Met843	2	2	0	0	0	6							
Urb117	2	2	0	0	0	9							
Urb842	2	2	0	0	0	3							
Met457	2	2	0	0	0	5							
Met477	2	2	0	0	0	8							
Met819	2	2	0	0	0	5							
Met837	2	2	0	0	0	12							
Urb132	2	2	0	0	0	7							
Urb142		1	4	3	1	10							
Urb144	2	1	0	0	0	5							
Urb821	2	2	0	0	0	5							

NewID	O19d	O18e	O19e	O18f	O19f	O18g	O19g	O18h	O19h	O20	O21	O22A	O22B
Urb329	2									2	8		
Urb330	1									2	20		
Urb369	1									2	6	4	4
Urb370	1									2	3	2	3
Urb83	1									1		4	2
Urb90											27	3	3
Urb323	2									1	14	4	3
Pri178	1									2	8	3	2
Pri180	1									2		4	3
Pri187	1									2	3	3	3
Pri198	2									3		3	2
Pri199	1									2	3	3	4
Pri203										1	6	4	2
Pri207	2									1		2	4
Pri289	1									2	3	3	3
Pri295	1									2	6	4	4
Pri298	1									1	12	3	2
Pri300	2									1		2	2
Pri301	1									2	27	3	3
Pri307	1									2	8	3	2
Pri312	1									1	3	2	1
Pri313	1									3	5	2	3
Pri314	1									1	3	4	3
Pri315	2									3	4	5	3
Pri316	2									2	27	3	2
Pri328	1									2	8	1	4
Sub5	2									2		4	3
Sub15													
Sub30	1									1	3	3	2
Sub46													
Sub52	2									1	6	3	5
Sub484	2									1	12	4	2
Urb147		1	2							1	6	4	3
Urb812		2	1							3		2	4
Urb824		2	2							2		4	2
Sub68		1	1							3		4	3
Sub103		2	1							1	10	5	1
Sub323		1	1							1		4	4
Sub334		2	1							1	10	4	3
Sub361		1	2							1		2	4
Sub368										1		2	1
Urb148		1	2								27	3	3
Urb149		1	2							2	12	3	4
Urb803		2	1							1	3	1	4
Urb806		2	1							2	5	4	2
Urb811		1	1							3		4	2
Urb828													
Urb833		1	1							1	3	3	3
Pri528		2	1							1		2	3
Met430		2	2							3		4	3
Met447		1	2							2	12	4	3
Met456		1	1							1		4	3
Met462		1	1							1		4	3
Met801		2	2							2	6	3	2
Met828		2	2							1	6	2	1
Met843		1								1	3	3	1
Urb117		1	1							2	27	3	3
Urb842		2	2							2	13	2	3
Met457		2	2							2	20	2	4
Met477		1	1							2		4	1
Met819		2	2							2	3	4	4
Met837										1	3	5	1
Urb132		2	2							1		3	2
Urb142		2	2							1		3	2
Urb144		1	1							1		3	2
Urb821		1	1							3	3	4	3



NewID	O22D	O22E	O22F	O22G	O22H	O22I	O22J	O22K	O22L	O22M	O23A	O23B	O23C
Urb329			4										
Urb330													
Urb369	3	2	3	3	2	4	3	4	3	2	4	4	3
Urb370	4	3	4	4	3	3	3	3	3	3	4	3	3
Urb83	4	4	4	2	4	2	4	2	2	4	4	4	4
Urb90	3	3	2	3	3	4	4	5	5	3	4	4	4
Urb323	4	3	2	4	4	4	4	3	3	2	4	4	2
Pri178	4	4	4	2	3	4	4	4	4	4	4	4	4
Pri180	4	3	3	3	2	3	3	3	3	3	2	4	4
Pri187	4	3	4	4	3	4	3	4	3	4	4	3	4
Pri198	5	4	3	2	3	1	1	1	3	3	1	4	5
Pri199	4	3	3	4	2	3	3	3	3	1	4	4	4
Pri203	4	4	4	4	4	2	3	2	3	3	4	2	2
Pri207	4	4	5	3	4	3	4	4	4	5	4	4	4
Pri289	4	3	2	2	2	3	3	3	3	2	4	4	3
Pri295	4	4	2	2	2	3	4	4	3	2	3	4	4
Pri298	3	4	4	3	4	2	3	3	3	5	4	5	4
Pri300	4	4	4	3	4	3	4	3	3	4	2	3	3
Pri301	3	3	3	3	3	3	3	3	3	3	3	3	3
Pri307	4	3	3	4	3	3	4	3	3	3	3	4	2
Pri312	4	5	3	1	4	2	2	2	2	3	5	4	4
Pri313	4	4	4	3	3	3	3	3	3	3	4	4	2
Pri314	4	4	3	2	3	4	4	4	4	2	4	2	4
Pri315	3	3	3	3	3	3	3	3	3	3	4	3	3
Pri316	4	3	3	2	3	2	3	2	3	2	5	4	3
Pri328	4	4	5	3	5	1	3	1	4	4	1	2	3
Sub5	4	4	2	3	3	4	3	4	4	4	4	4	2
Sub15													
Sub30	5	5	4	1	3	2	3	2	3	5	5	4	3
Sub46													
Sub52	3	2	5	2	2	2	2	2	2	5	1	3	5
Sub484	5	3	3	1	1	4	4	4	4	1	5	1	3
Urb147	4	4	4	3	2	4	2	2	3	3	4	2	4
Urb812	4	4	4	3	5	2	4	1	3	5	4	4	2
Urb824	4	4	4	2	2	2	4	4	4	3	4	4	4
Sub68	4	3	3	3	3	4	4	4	4	2	4	4	3
Sub103	5	5	3	1	1	4	4	4	4	2	4	2	2
Sub323	5	2	4	4	2	4	4	4	4	3	3	2	4
Sub334	5	5	4	2	5	3	3	2	3	5	4	4	3
Sub361	5	4	3	3	1	2	4	2	4	4	4	2	2
Sub368	3	5	5	1	3	3	3	3	3	5	2	5	2
Urb148	3	3	3	3	3	3	3	3	3	3	3	3	3
Urb149	4	4	4	4	3	3	3	3	3	3	3	4	3
Urb803	5	4	5	3	4	1	4	1	3	5	2	4	4
Urb806	4	3	2	3	2	4	4	4	4	2	4	4	2
Urb811	5	5	5	2	4	2	2	2	2	5	4	4	3
Urb828													
Urb833	5	5	5	4	1	1	1	2	3	2	4	5	5
Pri528	5	4	4	2	2	3	2	2	5	5	3	2	3
Met430	5	5	3	4	2	4	4	4	4	1	3	4	5
Met447	4	3	3	3	3	3	3	3	3	3	4	4	3
Met456	4	3	4	3	4	4	4	4	4	4	3	4	4
Met462	4	3	3	4	2	4	4	2	2	2	4	3	4
Met801	4	2	3	3	2	3	4	4	4	2	4	2	4
Met828	1	2	5	4	5	2	1	1	2	5	5	1	4
Met843	5	3	3	3	2	2	3	2	3	2	4	3	3
Urb117	5	3	3	3	3	3	3	3	3	3	5	3	3
Urb842	3	3	3	3	3	3	3	2	3	4	3	3	3
Met457	4	3	3	3	5	4	3	3	3	5	2	4	3
Met477	5	3	1	2	2	5	5	5	5	2	5	5	2
Met819	4	3	2	2	3	4	4	4	4	2	4	3	3
Met837	5	5	4	1	5	3	5	4	4	5	4	5	3
Urb132	4	4	4	2	4	2	3	2	2	5	3	4	3
Urb142	4	4	4	5	5	2	2	2		4	3	4	4
Urb144	2	3	2	2	2	4	4	4	4	2	2	3	4
Urb821	3	3	2	4	2	3	3	3	3	2	4	4	3

NewID	O23D	O23E	O23F	O23G	O23H	O23I	O23J	O23K	O23L	O23M	O23N	O23O	O23P
Urb329				5		5					5	5	5
Urb330													
Urb369	1	4	5	2	3	2	3	4	5	2	3	2	2
Urb370	2	3	4	2	3	2	4	2	4	3	3	3	3
Urb83	2	4	3	2	4	4	2	4	4	4	4	2	2
Urb90	3	3	3	2	3	3	4	4	3	3	3	3	3
Urb323	2	4	4	2	4	3	3	2	4	3	3	3	2
Pri178	2	4	4	4	4	3	3	4	4	4	4	4	2
Pri180	2	4	4	2	3	2	3	2	4	3	4	3	4
Pri187	5	4	5	3	4	2	2	4	5	3	4	4	2
Pri198	2	4	3	5	3	3	4	1	2	5	3	3	5
Pri199	1	4	5	2	3	1	2	2	5	3	4	3	3
Pri203	2	4	3	1	2	3	4	3	4	2	4	4	2
Pri207	3	3	4	2	4	5	5	4	3	5	3	4	4
Pri289	1	4	5	4	4	1	4	4	4	3	4	1	3
Pri295	2	4	4	3	4	2	4	2	4	2	4	2	4
Pri298	3	5	4	5	5	4	4	2	4	5	5	5	5
Pri300	2	4	3	4	4	4	3	2	3	3	4	4	4
Pri301	3	3	3	3	3	3	3	3	3	3	3	3	3
Pri307	1	4	4	3	2	2	4	2	2	3	3	2	3
Pri312	1	4	5	2	4	1	4	2	5	4	3	3	3
Pri313	1	4	2	2	2	4	2	2	2	3	4	4	3
Pri314	2	4	4	3	4	4	2	4	4	3	3	3	4
Pri315	3	3	3	3	3	3	3	3	3	3	3	3	3
Pri316	2	4	4	2	3	4	4	4	4	2	2	2	3
Pri328	1	3	5	5	4	1	5	1	1	2	3	3	5
Sub5	2	4	4	2	5	3	3	3	4	4	3	3	2
Sub15													
Sub30	1	4	5	2	4	1	4	4	5	5	4	1	2
Sub46													
Sub52	5	5	1	5	2	5	1	1	1	2	5	5	5
Sub484	1	3	3	1	5	5	4	3	4	1	3	3	4
Urb147	2	3	3	2	3	2	4	4	4	3	3	2	2
Urb812	2	4	2	4	2	3	4	3	3	4	3	1	2
Urb824	2	4	5	2	2	2	3	4	5	2	4	3	3
Sub68	3	3	3	2	4	2	4	3	4	3	4	3	3
Sub103	1	2	5	1	1	1	3	5	5	4	2	1	1
Sub323	1	1	3	4	2	4	2	3	3	2	3	2	4
Sub334	1	4	4	2	4	2	3	4	4	3	4	2	3
Sub361	2	4	4	2	3	3	2	4	4	2	2	3	2
Sub368	1	3	5	2	5	2	5	2	5	5	3	1	4
Urb148	3	3	3	3	3	3	3	3	3	3	3	3	3
Urb149	2	3	4	3	4	2	3	3	4	3	3	2	3
Urb803	2	4	5	5	4	1	1	1	5	3	5	2	5
Urb806	2	4	4	2	4	2	3	4	4	3	4	2	3
Urb811	2	3	3	2	3	5	4	3	3	3	3	3	2
Urb828													
Urb833	1	5	5	3	5	1	5	3	5	5	4	3	3
Pri528	1	4	5	5	4	1	2	2	5	2	4	1	4
Met430	3	4	2	1	4	4	5	3	3	3	4	4	4
Met447	4	4	4	4	4	4	4	4	4	4	4	4	4
Met456	2	4	4	4	4	2	4	3	3	4	4	2	4
Met462	4	4	2	2	2	5	2	3	2	2	4	2	2
Met801	2	2	4	2	4	2	2	3	4	3	2	2	2
Met828	2	4	4	4	4	5	2	4	4	4	4	2	4
Met843	1	3	5	4	4	2	3	2	5	3	2	2	3
Urb117	1	1	5	3	3	1	3	5	5	3	3	3	3
Urb842	3	4	3	3	3	4	3	3	3	3	3	3	3
Met457	1	4	5	2	3	2	3	2	5	3	4	4	4
Met477	1	4	4	2	4	4	4	4	4	5	4	4	4
Met819	2	4	4	2	3	4	2	3	3	3	4	3	3
Met837	1	5	5	1	5	1	3	3	5	4	4	4	2
Urb132	2	2	3	2	4	4	4	4	4	4	3	4	3
Urb142	4	4	3	2	4	4	4	4	4	4	4	4	4
Urb144	3	4	3	3	4	4	2	3	3	4	4	4	4
Urb821	2	4	4	2	3	2	3	4	4	2	4	3	2

NewID	O24A	O24B	O24C	O24D	O24E	O24F	O24G	O24H	O24I	O24J	O24K	O24L
Urb329	0	0	0	0	5	3	0	0	4	0	0	10
Urb330												
Urb369	5	0	0	0	3	0	0	0	0	0	0	0
Urb370	5	0	0	0	5	2	10	0	0	0	1	5
Urb83	30	0	0	0	0	10	0	0	0	20	0	0
Urb90	4	0	0	0	1	0	0	0	0	0	0	0
Urb323	30	0	18	10	21	14	0	0	0	0	0	0
Pri178	10	0	0	1	3	5	50	0	1	2	2	15
Pri180	13	2	0	0	0	0	0	0	0	0	0	0
Pri187	15	0	100	0	0	0	0	0	0	0	0	20
Pri198	6					20	1					
Pri199	30	0	0	0	0	0	0	6	60	0	0	0
Pri203	0	0	0	0	0	0	0	0	0	0	0	30
Pri207	9											
Pri289	4	1	0	0	2	1	5	0	2	0	0	2
Pri295	2	0	0	0	0	2	0	0	0	1	1	1
Pri298	10	0	0	0	0	0	0	0	0	0	0	0
Pri300	10	0	0	0	0	0	0	0	0	0	0	0
Pri301	0	0	0	0	2	2	40	0	3	2	2	1
Pri307	3	2	1	2								
Pri312	10	0	0	0	5	0	0	0	0	0	0	0
Pri313	7	0	2	0	0	0	0	0	0	6	0	0
Pri314	10	0	10	3	5	0	0	0	0	0	0	0
Pri315	3	0	0	0	2	0	5	0	0	0	0	0
Pri316	4	0	0	0	0	0	0	0	0	0	0	0
Pri328	10	0	20	0	0	0	0	0	0	0	0	0
Sub5	1	0	15	4	10	0	4	0	0	0	10	0
Sub15												
Sub30	25	0	0	0	0	10	0	0	0	0	0	0
Sub46												
Sub52	10	0	0	0	0	0	0	0	0	0	0	0
Sub484	6	0	0	0	6	25	0	0	6	0	0	0
Urb147	40	0	0	0	10	1	10	0	2	0	0	3
Urb812	5	0	0	0	0	0	0	0	0	2	0	0
Urb824	20	0	0	4	30	1	0	0	0	6	4	10
Sub68		1	0	0		0	30	0	1	0	10	20
Sub103	125	0	0	0	0	0	0	0	0	0	10	70
Sub323	35	0	40	0	2	0	0	0	0	0	0	0
Sub334	45	0	0	0	2	0	0	0	0	0	0	90
Sub361	105	0	0	200	25	10	0	0	30	0	0	5
Sub368	70	0	10	0	15	0	0	0	0	0	0	0
Urb148												
Urb149	4			5								
Urb803	10	0	0	2	5	0	15	0	10	0	0	0
Urb806	20	3	0	0	0	0	5	0	0	30	3	30
Urb811	5	0	0		5	0	0	0	0	0	0	16
Urb828												
Urb833	20	2	22	80								
Pri528	35	0	0	0	15	5	15	0	0	0	0	0
Met430	2	0	0	0	0	0	0	0	0	0	0	0
Met447	20	0	0	0	0	0	0	0	0	0	0	0
Met456	20	0	0	0	0	0	0	0	0	14	0	0
Met462	0	0	0	0	0	0	0	0	0	0	0	0
Met801	1	0	3	0	0	0	0	0	0	0	0	0
Met828	50				60							
Met843	5											
Urb117	4	0	0	0	3	0	0	0	3	0	0	3
Urb842	13	0	0	0	10	0	0	0	0	0	0	0
Met457	2	0	0	0	1	0	0	0	0	0	2	0
Met477	50	0	15	2	7	7	0	0	0	0	0	0
Met819	4	0	2	5	2		5	2	0	0	2	0
Met837	56	0	0	0	0	0	0	0	0	0	0	0
Urb132	10				20		10			10		
Urb142			0	0	10	0	0	0	0	0	0	0
Urb144	5	0	0	0	0	0	0	0	0	0	0	3
Urb821	3	0	0	3	14	0	5	0	5	2	0	7

NewID	Q24M	Q25A	Q25B	Q25C	Q25D	Q25E	Q25F	Q25G	Q25H	Q26A	Q26B	Q26C
Urb329	0	0	40	30	20	0	8	20	350	0	50	50
Urb330												
Urb369	3	0	0	10	0	3	6	0	365	0	0	0
Urb370	5	100	20	0	10	0	5	5		30	0	0
Urb83	0	0	120	0	0	0	0	0		0	0	0
Urb90	0	0	30	90	10	10	0	0		0	0	0
Urb323	0	0	12	0	6	0	1	0	285	2	0	0
Pri178	5	0	0	0	20	0	10	0	300	0	4	10
Pri180	0	0	90	0	60	0	0	0	365	0	10	0
Pri187	10	20	0	0	0	0	0	0		0	10	0
Pri198	4	10	20	0	0	0	3		365	1		
Pri199	0	0	0	0	0	0	0	30	280	0	60	0
Pri203	0	0	90	0	0	0	10	5	365	1	1	0
Pri207												
Pri289	2	3	30		40	15	5	0	25	40	10	40
Pri295	0	1	5	0	2	0	1	0	45	2	2	3
Pri298	0	0	0	0	0	0	0	0	0	20	10	0
Pri300	0	0	100	0	0	0	0	0	100	0	0	0
Pri301	5	0	0	0	0	0	10	22	100	0	2	0
Pri307	1				20				100		3	
Pri312	0	0	0	0	100	0	0	5	0	0	0	0
Pri313	250	0	90	0	0	0	0	0	325	30	0	
Pri314	5	0	20	0	0	0	0	0	20	0	3	0
Pri315	0	0	0	0	0	0	0	0	0	3	8	20
Pri316	0	0	20	10	0	0	2	0	365	0	0	0
Pri328	5	0	0	5	50	0	5	0	305	50	100	100
Sub5	0	0	0	0	0	0	3	0	0	0	0	0
Sub15												
Sub30	25	0	0	0	0	0	1	0	50	0	0	40
Sub46												
Sub52	0	0	120	0	0	0	0	0	365	0	5	5
Sub484	0	0	0	0	0	0	0	10	340	0	0	0
Urb147	1	3	5	0	0	20	0	0	40	0	5	2
Urb812	1	0	0	0	25	0	2	15	80	25	0	12
Urb824	2	0	30	0	0	0		200	100	10	25	40
Sub68	10	0	0	0	25	8	10	0	365	25	20	300
Sub103	0	0	0	0	0	0	0	0	365	47	4	40
Sub323	1	0	5	0	10	0	3	0		0	1	0
Sub334	0	0	0	0	0	0	0	0	365	0	20	20
Sub361	0	0	110	0	30	0	10	100	40	5	3	0
Sub368	0	70	0	0	0	0	0	0	0	0	10	0
Urb148												
Urb149									100			
Urb803	20	0	120	0	0	0	0	0	20	0	0	0
Urb806	10	5	0	0	0	2	5	0	300	2	4	45
Urb811	0	0	0	0	0	0	0	0	365	10	20	0
Urb828												
Urb833		0	0	0	0	0	0	0	100	0	10	0
Pri528	15	0	0	0	0	0	10	0	300	0	5	10
Met430	0	0	0	0	0	0	6	10	100	0	2	0
Met447	1	0	0	0	0	0	5	0	0	0	0	0
Met456	0	0	0	0	0	0	0	150	150	0	0	0
Met462	0	0	0	0	0	0	0	0	0	0	0	0
Met801	0	0	40	0	30	0	0	0	0	0	0	0
Met828		0	0	0	20	0	10		10	0	2	2
Met843			30								3	10
Urb117	3	0	30	0	0	0	2	0	30	3	5	0
Urb842	0	0	60	0	200	0	0	60	365	0	0	0
Met457	1	0	0	0	5	3	20	0	365	0	8	10
Met477	7	0	30	0	0	0	10	0	365	0	50	0
Met819	2	0	0	0	0	0	0	2	365	0	20	20
Met837	0	0	0	0	0	0	10	0	100	0	30	0
Urb132		0	10	0	10	0	2	0	10	0	0	0
Urb142	0	0								0	0	0
Urb144	8	0		0		0	0	0		0	6	0
Urb821	20	14	30	7	0	0	3	0	100	0	10	0

NewID	Q26D	Q26E	Q26F	Q27	Q27O	Q28	Q29A	Q29B	Q29C	Q29D	Q29E	Q30
Urb329	1	0	20	1		1			1			4
Urb330												
Urb369	0	0	20	1	2	1	1					5
Urb370	0	0	60	1		0	1					5
Urb83	0	0	0	1		0	1					2
Urb90	0	0	0	2		1	1					3
Urb323	0	0	0	1	2	0	1					4
Pri178	0	20	350	3		2	1					5
Pri180	0	0	0	3		0	1					5
Pri187	20	0	0	0			1					3
Pri198			52	1		1		1				2
Pri199	0	0	280	7		4	1					3
Pri203	0	1	25	1		1		1				5
Pri207				2		0				1		1
Pri289	50	0	40	1	4	4	1					6
Pri295	0	0	0	1	1	0	1					5
Pri298	0	0	0	0	1					1		2
Pri300	0	0	10	2		1	1					4
Pri301	0	5	275	2			1					5
Pri307			75	1	2	0	1					5
Pri312	0	0	0	1		0	1					3
Pri313	0	0	330	1		0				1		6
Pri314	0	0	10	4		4	1					7
Pri315	10	10	60	4		5	1					5
Pri316	0	0	0	0						1		4
Pri328	0	60	275	1		0	1					6
Sub5	0	0	275	4		0	1					5
Sub15												
Sub30	0	0	40	1	1	0	1					4
Sub46												
Sub52	0	0	100	1		1				1		3
Sub484	0	0	300	1		0			1	1		2
Urb147	0	2	30	3		1	1					5
Urb812	0	25	220	2		0	1					5
Urb824	20	0	75	2		1	1					5
Sub68	20	25	260	3		3	1					6
Sub103	40	47	0	4	1	2	1					5
Sub323	0	0	0	1		0	1					2
Sub334	60	0	309	1	3	2	1					3
Sub361	0	13	0	2		2	1					2
Sub368	0	0	0	4		2	1					3
Urb148				3		1	1					5
Urb149				2		0	1					2
Urb803	0	0	100	1		1	1					5
Urb806	0	2	20	1	3	2	1					6
Urb811	0	0	0	2		0	1					4
Urb828												
Urb833	30	20	110	3		0	1					2
Pri528	0	0	80	1		1	1					6
Met430	0	0	20	1		1	1					3
Met447	0	0	20	4		0	1					4
Met456	0	0	0	2		2	1					
Met462	0	0	0	1		0			1			2
Met801	0	0	0	1		0	1					2
Met828	0	0	0	1		4	1					6
Met843				1	2	1				1		2
Urb117	0	2	30	1		1	1					5
Urb842	0	0	0	1		1	1					4
Met457	0	0	150	3		1	1					6
Met477	0	0	20	0			1					3
Met819	0	0	25	4		4	1					5
Met837	0	0	300	1	2	2	1					2
Urb132	0	0	340	2		0	1					2
Urb142	0	0	0	2		1	1					
Urb144	0	0	0	2		0	1					2
Urb821	0	3	100	1		1	1					7

NewID	Q31	Q32	Q33
Urb329	68144	1955	
Urb330	68144	1989	
Urb369	68144	1989	6
Urb370	68144	1991	8
Urb83	68147	1956	6
Urb90	68147	1971	2
Urb323	68147	1962	8
Pri178	68154	1984	8
Pri180	68154	1964	9
Pri187	68154	1968	6
Pri198	68154	1981	6
Pri199	68154	1971	9
Pri203	68154	1956	7
Pri207	68154	1965	1
Pri289	68154	1983	8
Pri295	68154	1951	8
Pri298	68154	1953	5
Pri300	68154	1964	8
Pri301	68154	1968	8
Pri307	68154	1992	7
Pri312	68154	1961	8
Pri313	68154	1951	8
Pri314	68154	1957	
Pri315	68154	1982	8
Pri316	68154	1941	
Pri328	68154	1978	7
Sub5	68164	1978	8
Sub15	68164	1999	
Sub30	68164	1957	8
Sub46	68164	1989	
Sub52	68164	1963	2
Sub484	68164	1954	3
Urb147	68005	1971	4
Urb812	68005	1957	8
Urb824	68005	1994	7
Sub68	68022	1983	7
Sub103	68022	1970	
Sub323	68022	1961	6
Sub334	68022	1980	6
Sub361	68022	1956	6
Sub368	68022	1984	9
Urb148	68046	1987	
Urb149	68046	1996	4
Urb803	68046	1977	8
Urb806	68046	1983	9
Urb811	68046	1967	7
Urb828	68046	1964	
Urb833	68046	1998	6
Pri528	68102	1958	10
Met430	68104	1963	9
Met447	68104	1992	3
Met456	68104	1973	6
Met462	68104	1971	4
Met801	68104	1955	
Met828	68104	1979	6
Met843	68104	1972	3
Urb117	68105	1988	7
Urb842	68105	1964	7
Met457	68106	1988	
Met477	68106	1965	6
Met819	68106	1972	9
Met837	68106	1952	6
Urb132	68107	1955	6
Urb142	68107	1964	7
Urb144	68107	1958	4
Urb821	68107	1993	6

NewID	Mode	O1A	O1B	O2A	O2B	O2C	O2D	O2E	O2F	O2G	O2H	O2I	O2J	O2K
Met441	1	2							1			1		
Met454	1	200		1	1		1	1	1	1	1	1	1	1
Met437	1	4											1	
Met796	1	35		1	1		1	1	1	1	1	1	1	
Met822	1	40		1	1	1	1	1	1	1	1	1	1	1
Met845	1	20							1	1	1	1		
Sub66	1	26		1	1	1	1	1			1	1		
Sub366	1	15						1	1	1	1			
Sub369	1	20					1	1	1	1	1			
Urb835	1	50				1	1	1	1	1	1	1	1	1
Sub56	1	20						1	1	1	1			
Sub106	1	145					1	1	1	1	1	1	1	
Sub320	1	6						1	1					
Sub322	1	90						1	1	1	1			
Sub347	1	5								1				
Sub353	2	1	25	1	1		1	1	1	1	1	1	1	
Sub360	2	1	30			1	1	1	1	1	1	1		
Met446	1	13							1	1	1	1		
Met469	1	8					1	1	1		1	1		
Met847	2	1	1						1					
Met473	1		1											
Met811	1	50		1	1	1	1	1	1	1	1	1	1	1
Met821	1	52		1	1		1	1	1	1	1	1	1	
Met840	2	1	3								1	1		
Met813	2	1	16			1		1	1	1	1			
Met461	1	30		1	1	1	1	1	1			1	1	1
Met818	2	1	20	1	1	1	1	1	1	1	1			
Met823	1	70				1	1	1	1	1	1	1	1	1
Met844	2	1	30					1	1	1	1	1	1	
Sub90	1	70					1	1	1	1	1	1	1	
Urb126	1	28					1	1	1	1	1	1	1	
Urb839	1	30					1	1	1	1	1		1	
Sub69	1	3							1	1				
Sub73	1	70			1		1	1	1	1	1	1	1	
Sub326	1	4							1	1				
Sub93	1	30					1	1	1	1	1			
Sub336	1	1							1					
Sub338	2	1	12					1	1	1	1	1	1	
Sub71	1	25				1	1	1	1	1	1	1	1	1
Sub83	1	35					1	1	1	1	1	1	1	1
Sub95	1	15							1	1				
Urb152	1	25				1	1	1	1	1	1	1	1	
Urb837	2	1	3						1	1				
Urb124	1	11								1	1			
Urb805	1	12							1	1	1	1		
Urb814	1	26						1	1	1	1	1	1	
Urb838														

NewID	O2L	O3	O4A	O4B	O4C	O5	O6A	O6B	O6C	O6D	O6E	O6F	O6G
Met441		2	2			2			1		1		
Met454		1	175	25		1	0	0	45	0	5	0	0
Met437		2			4	2	0	0	0	0	0	0	0
Met796		1	20	8	7	1			2				
Met822	1	2	20	10	10	1	1		15				
Met845		2	0	20		1	0	0	0	0	0	0	0
Sub66		1	4	22	1	1	0	0	0	0	0	0	0
Sub366			15			2	5	0	0	10	0	0	0
Sub369		2	15	5		2	0	0	0	1	0	0	0
Urb835		2	10	25	15	2	0	0	5	0	0	0	0
Sub56		2	2	18	0	2	0	0	0	0	0	0	0
Sub106		2		145		1							
Sub320		2	0	6	0	2	0	0	0	0	0	0	0
Sub322		2	10	80		2							
Sub347		1	0	5	0	1	0	0	0	0	0	0	0
Sub353	1	2	3	10	12	1		1			1		
Sub360		1	20	1	9	1							
Met446		2	5	0	8	1	0	0	0	0	0	0	0
Met469		2	7	0	1	2	0	0	0	0	0	0	0
Met847		1		1		2	0	0	0	0	0	0	0
Met473													
Met811	1		10	20	20	1	0	0	0	0	0	0	0
Met821			15	7	30	2							
Met840		1		3		2							
Met813		2	7	2	7	2	0	0	0	0	0	0	0
Met461		1	2	0	28	1	0	0	0	0	0	0	0
Met818		2	5	11	4	1							
Met823		1	50	20	0	2	0	0	0	3	0	0	0
Met844		2	10	19	1	1	7						
Sub90		1	5	3	0	2			2				
Urb126		1		0	0	2	0	0	0	0	0	0	0
Urb839		1	30			2							
Sub69		2	3			2							
Sub73		2	70	10	15	1	0	0	0	1	0	0	0
Sub326		2	0	4	0	2	0	0	0	0	0	0	0
Sub93		1	30			2	0	0	0	0	0	0	0
Sub336		2	1	0	0	2							
Sub338			12			2							
Sub71			5	20		2	0	0	0	0	0	0	0
Sub83			34	1		2							
Sub95		2	7	0	8	2	0	0	0	0	0	0	0
Urb152		1	2	18	5	2	0	0	0	0	0	0	0
Urb837		2	3			2							
Urb124		2	11			2	0	0	0	0	0	0	0
Urb805		2	0	8	4	2	0	0	0	0	0	0	0
Urb814		2	0	23	3	1	0	0	0	0	0	0	0
Urb838		2	8	16	0	1	0	0	0	0	0	0	0
Urb810		1		20		1	0	0	0	0	0	0	0
Urb831		2		20		2	0	0	0	0	0	0	0
Pri522			60	1		2	0	0	0	0	0	0	0
Pri523		2	9	1		1							
Pri527		1	160	7	14	2							
Pri533		2	1	1		2	0	0	0	0	0	0	0
Pri534		2	2	1		2	0	0	0	0	0	0	0
Pri535		2	4	3		2							
Pri537		2	6	4	4	1	2	0	0	0	0	0	0
Pri540	1		20	40	10	1			5	1			
Pri542	1	2	10	5	20	1	0	0	0	3	0	0	0
Pri543		2	20	0	5	2	0	0	0	0	0	0	0
Pri549		1	3			2							
Pri550		1	10	10		1	0	0	2	0	0	0	0
Pri554		2	3	3	3	1	0	0	0	0	0	0	0
Pri555		2	1	17	2	1	0	0	0	0	0	0	0
Pri559		2	2	8		2							
Pri562		2		3	17	1							
Pri694		1	20	20	5	2	0	0	0	0	0	5	5



NewID	O6H	O6I	O6J	O6K	O6L	O6M	O6N	O6O	O6P	O6Q	O6R	O6S
Met441												
Met454	0	0	2	0	0	100	0	2	0	0	0	0
Met437	0	0	0	0	0	0	0	0	0	0	0	0
Met796					5				13			1
Met822					1	1			1			
Met845	0	0	0	0	0	0	0	0	0	0	0	0
Sub66	0	0	0	0	0	0	0	0	0	0	0	0
Sub366	0	0	0	0	0	0	0	0	0	0	0	0
Sub369	0	0	5	0	0	3	0	0	2	0	0	0
Urb835	0	0	0	0	0	0	0	0	0	0	0	0
Sub56	0	0	0	0	18	0	0	0	0	0	0	0
Sub106												
Sub320	0	0	0	0	0	0	0	0	0	0	0	0
Sub322												
Sub347	0	0	0	0	0	0	0	0	0	0	3	0
Sub353						1						
Sub360		1	1		5			5			5	
Met446	0	0	0	0	3	0	0	0	0	0	2	0
Met469	0	0	0	0	3	0	0	0	0	0	1	0
Met847	0	0	0	0	0	0	0	0	0	0	0	0
Met473												
Met811	0	0	2	0	8	0	0	0	0	0	0	0
Met821					1	1			1		1	1
Met840												
Met813	0	0	0	0	0	0	0	0	0	0	0	0
Met461	0	0	0	0	0	0	0	1	0	0	1	0
Met818												
Met823	0	0	10	0	10	0	0	0	10	0	10	0
Met844									1			
Sub90		10			3			50		1	2	
Urb126	0	0	0	0	2	0	0	0	0	0	13	0
Urb839					10						9	
Sub69												
Sub73	0	0	0	0	20	0	0	0	5	0	15	0
Sub326	0	0	0	0	0	0	0	0	0	0	0	0
Sub93	0	0	0	0	23	0	2	0	0	0	0	0
Sub336												
Sub338					7							
Sub71	0	0	0	0	3	0	0	0	0	0	0	0
Sub83					1	1		3	1		15	
Sub95	0	0	0	0	0	0	0	0	0	0	0	0
Urb152	0	0	0	0	0	0	0	0	0	0	0	0
Urb837					3							
Urb124	0	0	0	0	3	0	0	0	0	0	6	0
Urb805	0	0	0	0	3	0	0	0	0	0	1	0
Urb814	0	0	0	0	0	0	0	0	0	0	0	0
Urb838	0	0	0	0	0	0	0	2	0	0	2	0
Urb810	0	0	0	0	0	0	0	0	0	0	0	0
Urb831	0	0	0	0	20	0	0	0	0	0	0	0
Pri522	0	2	10	0	10	0	10	5	5	3	0	0
Pri523												
Pri527					30	20			1			
Pri533	0	0	0	0	0	0	0	0	1	0	0	0
Pri534	0	0	0	0	0	0	0	0	0	0	0	0
Pri535									1		2	
Pri537	0	0	0	0	0	0	0	0	0	0	0	0
Pri540			20		2						3	
Pri542	0	0	0	0	0	0	0	0	1	0	0	0
Pri543	0	0	0	0	0	0	0	0	3	0	0	0
Pri549												
Pri550	0	0	0	0	0	0	0	0	8	0	2	2
Pri554	0	0	1	0	0	0	0	0	2	0	0	0
Pri555	0	0	0	0	1	0	0	0	0	0	1	0
Pri559												
Pri562												
Pri694	0	5	0	0	5	0	0	0	5	0	0	0

NewID	Q6T	Q6U	Q6V	Q7A	Q7B	Q7C	Q7D	Q7E	Q7F	Q7G	Q7H	Q7I
Met441												
Met454	1	0	20	0	0	0	0	0	0	0	0	0
Met437	0	0	0	0	0	0	0	0	0	0	0	0
Met796			1		1						4	
Met822												
Met845	0	0	0	0	0	0	0	0	0	0	0	0
Sub66	1	0	3	5	0	0	0	0	0	0	1	3
Sub366	0	0	0	0	0	0	0	0	0	0	0	0
Sub369			1	0	1	0	0	0	0	1	0	0
Urb835	0	0	0	0	0	0	0	0	6	0	0	0
Sub56	0	0	2	0	0	0	0	0	0	0	0	0
Sub106												
Sub320	0	0	0	0	0	0	0	0	0	0	0	0
Sub322												
Sub347	0	0	0	0	2	0	0	0	0	0	0	0
Sub353												
Sub360	3											
Met446	0	0	0	0	0	0	0	0	0	0	0	0
Met469	1	0	0	0	0	0	0	0	0	0	0	0
Met847	0	0	0	0	0	0	0	0	0	0	0	0
Met473												
Met811	0	0	0	0	0	1	0	0	0	0	0	0
Met821	1		1								3	
Met840												
Met813	1	0	0	0	1	0	0	0	0	0	0	0
Met461	0	0	0	0	0	0	0	0	0	0	0	0
Met818												
Met823	5	0	5	0	0	0	0	0	0	0	0	0
Met844			2						19			
Sub90									3			
Urb126	0	0	13	0	0	0	0	0	0	0	0	0
Urb839	5		5									
Sub69												
Sub73	5	20	5	0	3	0	0	0	0	0	0	0
Sub326	0	0	0	0	4	0	0	0	0	0	0	0
Sub93	2	0	3	0	0	0	0	0	0	0	0	0
Sub336												
Sub338	5											
Sub71	2	0	0	0	2	2	0	0	0	0	0	0
Sub83	4		2									
Sub95	7	0	0	0	0	0	0	0	0	0	0	0
Urb152	1	0	1	0	0	0	0	0	0	0	0	0
Urb837				0								
Urb124	0	0	2	0	0	0	0	0	0	0	0	0
Urb805	0	0	0	0	0	0	0	0	0	0	0	0
Urb814	0	0	0	0	0	0	0	2	0	0	15	
Urb838	2	0	2	0	0	0	0	0	0	0	0	0
Urb810	0	0	0	0	0	0	0	0	0	0	0	0
Urb831	0	0	0	0	0	0	0	0	0	0	0	0
Pri522	5	0	10	0	0	0	0	0	0	0	0	0
Pri523												
Pri527	3		20									

NewID	Q7J	Q7K	Q7L	Q7M	Q7N	Q7O	Q7P	Q8A	Q8B	Q8C	Q8D	Q8E
Met441												
Met454	0	0	0	0	0	0	0	0	1	0	0	4
Met437	0	0	0	0	0	0	0	0	0	0	0	2
Met796												
Met822												
Met845	0	0	0	0	0	0	0	0	0	0	0	0
Sub66	0	0	0	0	0	0	0	0	0	0	0	1
Sub366	0	0	0	0	0	0	0	0	0	0	0	0
Sub369	0	3	0	0	0	0	0	0	0	0	0	0
Urb835	6	0	0	0	2	0	2	0	0	0	0	1
Sub56	0	0	0	0	0	0	0	0	0	0	0	0
Sub106									5			
Sub320	0	0	0	0	0	0	0	0	0	0	0	0
Sub322												
Sub347	0	0	0	0	0	0	0	0	0	0	0	0
Sub353												
Sub360												
Met446	0	0	0	0	0	0	0	0	0	0	0	0
Met469	0	0	0	0	0	0	0	0	0	0	0	0
Met847	0	0	0	0	0	0	0	0	0	0	0	0
Met473												
Met811	0	0	0	0	0	0	0	0	0	0	0	0
Met821					7							
Met840												
Met813	0	0	0	0	0	0	0	0	1	0	0	0
Met461	0	0	0	0	0	0	0	0	0	0	0	0
Met818												
Met823	0	0	5	0	0	0	0	0	0	2	0	0
Met844												
Sub90												
Urb126	0	0	0	0	0	0	0	0	0	0	0	0
Urb839												
Sub69												
Sub73	15	0	0	0	0	0	0	0	0	0	0	0
Sub326	0	0	0	0	0	0	0	0	0	0	0	0
Sub93	0	0	0	0	0	0	0	0	0	0	0	0
Sub336												
Sub338												
Sub71	0	0	0	0	0	0	0	0	0	0	0	0
Sub83												
Sub95	0	0	0	0	0	0	0	0	0	0	0	0
Urb152	0	0	0	0	0	0	0	0	0	0	0	0
Urb837												
Urb124	0	0	0	0	0	0	0	0	0	0	0	0
Urb805	0	0	0	0	0	0	0	0	0	0	0	0
Urb814	0	0	6	0	0	0	0	0	0	0	0	0
Urb838	0	0	0	0	0	0	0	0	1	0	0	3
Urb810	0	0	0	0	0	0	0	0	0	10	0	0
Urb831	0	0	0	0	0	0	0	0	0	0	0	0
Pri522	0	0	0	0	0	0	0	0	0	0	0	0
Pri527			4									
Pri533	0	0	0	0	0	0	0	0	0	0	0	0
Pri534	0	0	0	0	0							

NewID	O8F	O8G	O8H	O8I	O8J	O8K	O8L	O9A	O9B	O9C	O9D	O9E	O10A
Met441								1					1
Met454	0	0	0	0	0	0	0	1	1	2	2	1	1
Met437	0	0	0	0	0	0	0	1					1
Met796								1	1			1	1
Met822			1					1	1			1	1
Met845	0	0	0	0	0	0	0	1	1	2	2	2	1
Sub66	0	0	0	0	0	0	0	1	1	2	2	1	1
Sub366	0	0	0	0	0	0	0	1		1			1
Sub369	0	0	0	0	0	0	0	1	1	2	2	2	1
Urb835	0	0	0	0	0	0	0	1	1		1		1
Sub56	0	0	0	0	0	0	0	1	2	2	2	2	1
Sub106								1					2
Sub320	0	0	0	0	0	0	0	1	2	2	2	2	1
Sub322													
Sub347	0	0	0	0	0	0	0	1	2	2	2	2	1
Sub353			1					1		1		1	1
Sub360								1	1				1
Met446	0	0	0	0	0	0	0	1	2	2	2	2	1
Met469	0	0	0	0	0	0	0	1	2	1	2	2	1
Met847	0	1	0	0	0	0	0	1	2	2	2	2	2
Met473													
Met811	0	0	3	0	0	0	0	1	1			1	1
Met821								1	1			1	1
Met840								1	2	2	2	2	1
Met813	0	0	0	0	0	0	0	1	2	2	2	2	2
Met461	0	0	0	0	0	0	0	1	2	2	2	1	1
Met818													
Met823	0	2	0	0	0	0	0	1	2	1	2	2	1
Met844								1	1	2	2	2	1
Sub90								1		1			1
Urb126	0	0	0	0	0	0	0	1	2	2	1	2	1
Urb839			1					1	2	2	2	2	1
Sub69													
Sub73	0	0	4	0	0	0	0	1	1	2	2	1	1
Sub326	0	0	0	0	0	0	0	1	2	1	2	2	1
Sub93	0	0	0	0	0	0	0	1			1		1
Sub336													
Sub338									1	1			1
Sub71	0	0	0	0	0	0	0	1	2	2	2	2	1
Sub83								1	2	2	2	2	1
Sub95	0	0	0	0	0	0	0	1	2	2	2	2	1
Urb152	0	0	0	0	0	0	2	1	2	2	2	2	1
Urb837							0	1	2	2	2	2	2
Urb124	0	0	0	0	0	0	0	1	1				1
Urb805	0	0	0	0	0	0	0	1	2	2	2	2	1
Urb814	0	0	0	0	0	0	0	2	1	2	2	2	1
Urb838	0	0	0	0	0	0	0	1	2	2	2	2	1
Urb810	0	0	0	0	0	0	0	1	2	2	2	2	1
Urb831	0	0	0	0	0	0	0	1	1	2	2	2	1
Pri522	0	0	0	0	0	0	0	1	1	2	2	2	1
Pri523													
Pri527								1			1		1
Pri533	0	0	0	0	0	0	0	1	2	2	2	2	1
Pri534	0	0	0	0	0	0	0	1	2	2	2	2	1
Pri535								1	2	2	2	2	1
Pri537	0	0	0	0	0	0	0	1	1	2	2	2	1
Pri540							3	1		1		1	1
Pri542	0	0	0	0	0	0	0	1	1	2	2	2	1
Pri543	0	0	0	0	0	0	0	1	2	2	2	2	1
Pri549								1					1
Pri550	0	0	0	0	0	0	0	1		1	1	1	2
Pri554	0	0	0	0	0	0	0	1			1		1
Pri555	0	0	0	0	0	0	0	1	1	1	2	2	1
Pri559													
Pri562								1	1				1
Pri694	0	0	0	0	0	0	0	1	2	2	2	2	1

NewID	O10B	O11A	O11B	O11C	O11D	O11E	O11F	O11G	O11H	O11I	O11J	O11K	O11L
Met441		1				1	1						
Met454	2	2	2	2	2	1	1	1	1	1	2	2	1
Met437		1	1	1	1	1	1	1	1	1	1	1	1
Met796		1	1	1	1	1	1	1	1		1		1
Met822		1	1	1	1	1	1	1	1		1		1
Met845	2	2	2	2	2	1	1	2	1	2	2	2	2
Sub66		2	1	1	1	1	1	1	1	1	1	1	1
Sub366				1		1							
Sub369	2	2	2	1	1	1	1	2	1	2	2	2	2
Urb835	1	1		1	1		1		1		1		
Sub56	2	2	2	2	2	1	1	2	2	2	2	2	2
Sub106	2												1
Sub320	2	2	2	2	1	1	2	2	2	2	2	2	2
Sub322													
Sub347	2	2	2	2	2	2	1	2	2	2	2	2	1
Sub353	1	2	2	1	1	1	1	1	1	2	1	2	1
Sub360			1	1	1	1	1		1		1		1
Met446	2	2	2	1	2	1	1	2	2	2	2	2	1
Met469	2	2	2	1	2	1	1	2	2	2	2	2	2
Met847	1	2	2	2	2	2	2	2	2	2	2	2	2
Met473													
Met811	1			1	1		1		1	1	1	1	1
Met821	1	2	2	1	1	1	1	2	1	2	1	1	1
Met840	2		1										
Met813	2	1	1	1	1	1	1	2	2	2	2	2	2
Met461	2	2	2	1	2	2	2	2	2	2	2	2	2
Met818													
Met823	2	2	2	1	2	1	1	1	1	2	1	2	1
Met844	1	1	2	1	2	1	1	2	1	2	2	2	2
Sub90		1		1	1	1							1
Urb126	2	2	2	1	2	1	1	2	2	2	2	2	1
Urb839	2	2	2	1	2	1	1	2	2	2	2	2	1
Sub69													
Sub73	2	1	1	1	1	1	1	2	1	1	2	2	1
Sub326	2	2	2	1	2	1	2	2	2	2	2	2	2
Sub93		2	2	1	1	1	1	2	2	2	2	2	2
Sub336													
Sub338				1	1	1	1						
Sub71	2	2	2	1	1	1	1	2	2	2	2	2	1
Sub83	2	2	2	1	1	1	1	1	1	2	2	2	1
Sub95	2	2	2	2	1	1	2	1	2	2	2	2	2
Urb152	2	2	2		2	1	1	2	2	2	2	2	2
Urb837	2			1			1						
Urb124		1	1	1	1	1	1	1	1		1		1
Urb805	1	2	2	1	1	1	1	2	2	2	2	2	1
Urb814	2	2	2	2	2	2	1	1	1	1	1	1	2
Urb838	2	2	2	2	2	2	1	2	2	2	2	2	1
Urb810	2	2	2	2	2	2	2	2	2	2	2	2	2
Urb831	1	1	1	1	1	1	1	2	2	2	2	2	1
Pri522	2	2	2	1	1	1	1	1	2	2	2	2	1
Pri523													
Pri527				1	1	1	1		1				
Pri533	2	2	2	2	2	2	2	2	2	2	2	2	2
Pri534	2	2	2	1	2	1	1	2	2	2	2	2	1
Pri535	2	2	2	1	1	1	1	1	2	2	2	2	1
Pri537	2	1	1	1	2	1	1	2	1	2	1	2	1
Pri540	1			1	1	1	1	1	1		1	1	
Pri542	2	1	1	1	1	1	1	1	1	2	2	2	1
Pri543	1	2	2	1	1		1	2	2	2	2	2	2
Pri549						1	1						
Pri550	2	1		1	1	1	1	1	1	2	2	1	1
Pri554	1		1	1	1	1	1	1					
Pri555	1	1	2	1	1	1	1	1	1	2	2	2	1
Pri559				1	1	1	1	1	1				
Pri562		1							1				1
Pri694	2	1	2	1	1	1	1	1	2	2	2	2	1

NewID	O11M	O11N	O11O	O11P	O11Q	O11R	O11S	O11T	O11U	O11V	O11W	O11X	O11Y
Met441													
Met454	1	1	1	2	1	1	2	1	2	2	2	2	2
Met437	1	1	1	1	1	1	1	1	1	1	1	1	2
Met796	1	1						1					
Met822	1	1						1	1	1	1	1	
Met845	2	2	2	2	2	2	2	2	2	2	2	2	2
Sub66	1	1	1	2	2	2	2	1	1	1	1	1	1
Sub366													
Sub369	2	2	2	2	2	2	2	1	2	2	2	2	2
Urb835													
Sub56	2	2	2	2	2	2	2	2	2	2	2	2	2
Sub106	1	1	1										
Sub320	2	2	2	2	2	2	2	2	2	2	2	2	2
Sub322													
Sub347	2	2	2	2	2	2	2	2	2	2	2	2	2
Sub353	1	1	2	2	2	2	2	2	2	2	1	2	2
Sub360	1	1				1		1					
Met446	1	2	2	2	2	2	2	2	2	2	2	2	2
Met469	2	2	2	2	2	2	2	2	2	2	2	2	2
Met847	2	1	1	2	2	2	2	2	2	2	2	2	2
Met473													
Met811	1	1											
Met821	1	1	2	2	2	1	2	2	2	2	2	2	2
Met840													
Met813	2	2	2	2	2	2	2	2	2	2	2	2	2
Met461	2	2	2	2	2	2	2	1	2	2	2	2	2
Met818													
Met823	2	2	2	2	2	2	2	1	1	1	1	1	2
Met844	2	2	2	2	2	2	2	2	2	2	2	2	2
Sub90			1										
Urb126	2	2	2	2	2	1	2	2	2	2	2	2	2
Urb839	2	2	2	2	2	1	2	2	2	2	2	2	2
Sub69													
Sub73	1	1	1	2	2	2	2	2	2	2	2	2	2
Sub326	2	2	2	2	2	2	2	2	2	2	2	2	2
Sub93	2	2	2	2	2	2	2	2	2	2	2	2	2
Sub336													
Sub338													
Sub71	2	2	2	2	2	2	2	2	2	2	2	2	2
Sub83	2	1	2	2	2	1	2	1	1	2	2	2	2
Sub95	2	2	2	2	2	2	2	2	2	2	2	2	2
Urb152	2	2	2	2	2	2	2	1	1	2	2	2	2
Urb837													
Urb124	1	1											
Urb805	1	2	2	2	2	2	2	2	2	2	2	2	2
Urb814	2	2	2	2	2	2	2	2	2	2	2	2	2
Urb838	1	1	1	2	2	2	2	2	2	2	2	2	2
Urb810	2	2	2	2	2	2	2	1	1	2	2	1	2
Urb831	1	2	2	2	2	2	2	2	2	2	2	2	2
Pri522	1	1	1	2	2	2	2	2	2	2	2	2	2
Pri523													
Pri527								1					
Pri533	2	2	2	2	2	2	2	2	2	2	2	2	2
Pri534	2	1	2	2	2	2	2	2	2	2	2	2	2
Pri535	2	2	2	2	2	2	2	2	2	2	2	2	2
Pri537	2	2	2	2	2	2	2	2	2	2	2	2	2
Pri540								1	1	1	1	1	
Pri542	1	1	1	2	2	2	2	1	1	1	1	1	2
Pri543	2	2	2	2	2	2	2	1	1	1	1	1	2
Pri549													
Pri550	1	2	1	2	2	2	2	1	1	1	2	2	2
Pri554													
Pri555	2	2	2	2	2	2	2	2	2	2	2	2	2
Pri559	1							1					
Pri562				1									
Pri694	1	1	1	2	2	1	2	1	1	2	2	2	2



NewID	Q14G	Q14H	Q15A	Q15B	Q15C	Q16	Q18a	Q19a	Q18b	Q19b	Q18c	Q19c	Q18d
Met441	2	2	0	0	0	24							
Met454	2	2	0	0	0	4							
Met437	2	2	0	0	0	2							
Met796	2	2	0	2	0	5							
Met822	2	2	0	0	0	5							
Met845	2	2	0	0	0	8							
Sub66	2	2	0	0	0	2							
Sub366	2	2	0	0	0	8							
Sub369	2	2	0	0	0	4							
Urb835	2	2	0	0	0	5							
Sub56	2	2	0	0	0	5							
Sub106	2	2	0	0	0	2							
Sub320	2	2	0	0	0	3							
Sub322	1		0	0	0	4							
Sub347	2	2	0	0	0	29							
Sub353	2	2	0	0	0	4							
Sub360	2	2	0	0	0	5							
Met446	2	2	0	0	0	6							
Met469	2	2	0	0	0	6							
Met847	2	2	0	0	0	6							
Met473						8							
Met811	2	2	0	0	0	4							
Met821	2	1	0	0	0	6							
Met840	2	2	0	0	0	6							
Met813	2	2	0	0	0	5							
Met461	2	2	0	0	0	12							
Met818													
Met823	2	2	0	0	0	5							
Met844	2	2	0	0	0	5							
Sub90	2	2	0	0	0	5							
Urb126	2	2	0	0	0	5							
Urb839	2	2	0	0	0	3							
Sub69	2	2	0	0	0	3							
Sub73	2	2	0	0	0	7							
Sub326	2	2	0	0	0	6							
Sub93	2	2	20	0	0	5							
Sub336	2	2	0	0	0	8							
Sub338	2	2				5							
Sub71	2	2	0	0	0	2							
Sub83	2		0	0	0	5							
Sub95	2	2	0	0	0	1							
Urb152	2	2	0	0	0	5							
Urb837	2	2	0			10							
Urb124	2	2	0	0	0	4							
Urb805	2	2	0	0	0	3							
Urb814	2	2	0	0	0	5							
Urb838	2	1	0	0	0	6							
Urb810	2	2	0	0	0	12							
Urb831	2	2	0	0	0	8							
Pri522	1	2	0	0	0	5							
Pri523	2	2	0	0	0	3							
Pri527	2	2	0	0	0	15							
Pri533	2	2	0	0	0	6							
Pri534	2	2	0	0	0	3							
Pri535	2	1	0	0	0	5							
Pri537	2	2	0	0	0	6							
Pri540	2	2	0	0	0	3							
Pri542	2	2	0	0	1	6							
Pri543	2	2	0	0	0	8							
Pri549	2	2	0	0	0	4							
Pri550	2	1	0	0	0	7							
Pri554	2	2	0	0	0	3							
Pri555	2	2	0	0	0	10							
Pri559	2	2	0	0	1	4							
Pri562	2	2	0	0	0	6							
Pri694	2	2	0	0	0	2							



NewID	O19d	O18e	O19e	O18f	O19f	O18g	O19g	O18h	O19h	O20	O21	O22A	O22B
Met441												3	4
Met454		2	2							2		3	2
Met437										4	27	3	3
Met796		1	1							1	8	1	4
Met822		2	1							1		4	4
Met845		2	1							1	8	4	1
Sub66		2	2							1	8	3	3
Sub366		2	2							1		4	3
Sub369		2	1							2	3	4	4
Urb835		1	1							1	4	3	2
Sub56		2	2							1		3	4
Sub106		1	2							1	12	4	2
Sub320		2	1							3	5	3	3
Sub322		1	1							1	3	4	3
Sub347		2	2							1	27	4	4
Sub353		1	1							1	7	2	3
Sub360		2	1							1	3	2	4
Met446		2	1							1		2	2
Met469		2	2							1	6	1	4
Met847		2	2							4	27	4	3
Met473		2	1							3	5	3	2
Met811		2	1							1		3	2
Met821		1	1							1		4	4
Met840		1	1							3	20		
Met813		2	1							2	27	4	4
Met461		2	2							1	20	2	4
Met818													
Met823		1	1							1	27	4	2
Met844		2	2							1	3	2	5
Sub90		1	1							2	3	4	2
Urb126		1	1							1		2	4
Urb839		1	1							2	3	4	2
Sub69		2	2							2	8	2	3
Sub73		1	2							2	8	4	4
Sub326		1	1							4	3	3	3
Sub93		1	1							2	6	5	3
Sub336		2	1							3	10	3	2
Sub338										2	3	3	2
Sub71		1	1							1	3	3	4
Sub83		2	2							1	20	4	4
Sub95										2	21	4	4
Urb152										2		4	1
Urb837		2	1							2	3	2	2
Urb124		2	2							2		3	2
Urb805		1	1							1		2	2
Urb814										1	8	5	3
Urb838		1	2							1	12	4	2
Urb810										1	20	5	3
Urb831		2	1							1	3	4	4
Pri522		2	1							2	3	2	3
Pri523												4	3
Pri527										1	20	4	2
Pri533		2	2							4	27		
Pri534		2	1							2	12	2	4
Pri535		1	1							2	3	4	3
Pri537		1	1							2	3	4	2
Pri540		1	2							1	3	2	1
Pri542		1	1							2	3	2	3
Pri543		2	1							2	3	4	1
Pri549		1	1							3	27	3	2
Pri550		1	1							1		4	4
Pri554		2	2							2	20	2	3
Pri555		1	1							1	8	5	1
Pri559		1	1							1	8	1	5
Pri562		1	1							1		4	2
Pri694		2	1							1	3	2	4

NewID	O22D	O22E	O22F	O22G	O22H	O22I	O22J	O22K	O22L	O22M	O23A	O23B	O23C
Met441	4	4	4	3	3	3	3	2	3	3	2	2	3
Met454	1	3	1	2	4	5	4		1	5	4	2	2
Met437	3	3	3	3	3	3	3	3	3	4	4	3	3
Met796	4	4	5	4	5	2	3	2	3	5	1	3	4
Met822	5	4	3	4	3	3	4	4	4	3	4	3	4
Met845	5	5	3	2	2	5	5	5	5	2	5	2	2
Sub66	3	4	2	4	2	4	5	5	5	2	3		2
Sub366	3	4	4	3	3	4	4	4	4	3	4	4	3
Sub369	4	5	2	2	1	4	4	4	5	1	4	2	1
Urb835	1	5	3	3	4	2	3	4	5	4	4	4	4
Sub56	4	3	3	3	3	3	3	2	3	3	4	4	3
Sub106	2	2	2	3	4	4	4	4	4	4	2	4	3
Sub320	4	2	2	4	2	4	4	4	4	2	4	2	2
Sub322	5	3	2	3	2	4	3	4	3	5			
Sub347	4	3	3	4	3	4	4	4	4	3	4	2	2
Sub353	4	4	3	3	5	3							
Sub360	5	5	4	1	2	4	4	3	3	2	2	2	2
Met446	5	4	4	2	2	4	4	2	4	2	1	4	4
Met469	5	5	4	1	4	3	3	2	2	5	3	2	2
Met847	3	3	3	3	3	3	3	3	3	3	3	3	3
Met473	3	3	3	3	3	3	3	3	3	3	2	3	4
Met811	5	4	5	2	4	2	4	2	2	4	1	2	4
Met821	4	4	5	3	4	2	2	2	2	5	2	5	5
Met840													
Met813	4	4	3	3	3	4	3	4	3	3	4	2	4
Met461	4	4	5	4	4	4	4	4	4	4	2	4	4
Met818													
Met823	3	4	2	3	3	2	3	3	3	3	4	3	3
Met844	5	4	4	4	2	2	4	2	4	2	3	4	3
Sub90	4	3	3	2	2	2	3	3	3	2	2	4	3
Urb126	4	4	4	4	2	3	3	2	2	4	2	4	3
Urb839	3	4	2	2	2	4	3	4	3	2	3	2	4
Sub69	5	4	3	3	2	3	4	3	5	3	5	3	2
Sub73	5	5	4	5	3	3	5	3	3	4	4	5	4
Sub326	3	3	3	3	3	3	3	3	3	3	5	4	3
Sub93	4	5	2	3	1	4	4	4	5	1	5	4	3
Sub336	4	3	4	2	4	3	3	3	3	4			
Sub338	3	4	3										
Sub71	5	5	5	5	3	2	4	3	4	5	4	3	3
Sub83	3	5	5	4	3	2	3	3	3	5	3	3	5
Sub95	4	3	3	5	5	3	3	3	3	3	4	3	2
Urb152	2	4	2	1	4	4	4	3	3	2	4	4	2
Urb837	4	4	4	2	2	2	4	3	3	2	2	4	4
Urb124	4	4	3	3	2	3	2	3	3	2	4	3	4
Urb805	4	2	3	4	4	2	4	4	4	4	4	2	4
Urb814	5	4	4	4	5	3	5	3	5	5	5	3	5
Urb838	4	3	4	2	1	4	4	3	2	1	4	4	5
Urb810	3	2	2	4	3	4	4	4	4	2	5	2	2
Urb831	4	4	3	4	2	4	4	4	4	2			
Pri522	5	3	5	3	4	2	3	2	3	4	2	4	3
Pri523	3	3	5	3	5	4	4	2	4	5			
Pri527	4	4	4	2	2	3		4		4	5	4	2
Pri533											2	2	2
Pri534	4	2	5	4	4	2	2	2	2	4	3	2	2
Pri535	3	3	4	4	2	3	3	3	3	2	3	4	4
Pri537	4	4	3	1	2	2	3	3	3	2	4	5	4
Pri540	5	5	5	3	3	2	1	2	1	3	5	5	3
Pri542	4	4	3	4	3	4	4	2	3	2	3	4	4
Pri543	4	3	2	1	2	4	3	4	3	2	4	4	4
Pri549	3	4	3	3	3	3	3	3	3	3	4	4	3
Pri550	5	5	5	3	4	4	4	4	4	3	4	4	4
Pri554	5	4	4	4	3	4	4	2	4	4	3	2	4
Pri555	3	4	2	2	2	4	4	4	4	2	4	5	4
Pri559	5	2	5	5	5	2	4	1		1	3	2	2
Pri562	5	5	4	4	2	4	4	2	2	2	5	2	4
Pri694	5	5	3	2	2	2	3	2	4	2	5	4	4

NewID	O23D	O23E	O23F	O23G	O23H	O23I	O23J	O23K	O23L	O23M	O23N	O23O	O23P
Met441	2	4	4		3	2	4	3	4	3	3	2	4
Met454	2	3	2	5	5	5	1	4	1	1	1	1	5
Met437	2	4	4	3	4	3	3	3	4	3	3	4	3
Met796	2	4	3	3	4	3	2	2	4	4	4	3	4
Met822	3	4	4	5	4	4	3	5	5	4	4	3	4
Met845	1	1	5	1	1	5	3	5	5	2	2	2	2
Sub66	2	4	3	4	3	4	2	2	2	4	4	3	4
Sub366	3	4	4	4	4	1	4	2	3	4	4	3	4
Sub369	1	3	5	3	2	2	2	2	5	2	1	1	3
Urb835	1	4	5	5	5	1	5	3	5	4	3	3	4
Sub56	1	5	4	2	3	1	1	3	4	2	5	3	3
Sub106	4	4	1	5	3	5	3	2	1	3	4	4	4
Sub320	2	2	4	2	2	2	2	4	4	3	2	2	2
Sub322													
Sub347	2	2	4	2	2	4	2	4	4	2	2	3	2
Sub353													
Sub360	1	4	5	4	4	1	3	2	5	3	4	2	4
Met446	2	5	5	5	1	2	3	1	5	1	5	4	5
Met469	1	5	5	4	3	1	2	1	4	2	5	1	4
Met847	1	4	4	4	1	1	3	2	4	1	3	3	4
Met473	2	4	4	4	3	2	3	2	4	3	4	4	2
Met811	1	3	5	4	4	2	4	2	5	3	4	1	4
Met821	1	5	5	1	5	1	1	1	1	5	4	4	5
Met840													
Met813	2	4	5	4	3	2	2	2	4	2	4	3	4
Met461	4	4	2	4	4	4	4	2	2	4	4	4	4
Met818													
Met823	2	3	4	2	4	2	4	4	4	4	3	2	2
Met844	1	5	4	4	4	3	3	2	4	4	3	2	2
Sub90	3	5	5	4	4	2	4	2	4	2	4	3	2
Urb126	2	4	4	3	4		4	2	4	2	4	2	4
Urb839	2	2	4	2	3	2	2	2	4	2	2	2	3
Sub69	2	4	4	4	3	3	3	2	4	4	3	3	3
Sub73	3	5	5	1	4	4	3	4	4	4	5	5	2
Sub326	2	4	5	3	5	1	3	3	3	3	3	3	3
Sub93	1	4	5	1	4	1	2	5	5	3	2	4	2
Sub336													
Sub338	2	2	5	1									
Sub71	1	4	5	5	5	1	3	2	5	5	3	1	3
Sub83	4	5	5	3	4	3	4	3	5	5	5	4	5
Sub95	2	2	5	1	3	3	3	4	4	2	2	2	1
Urb152	1	4	5	4	4	2	4	2	5	2	4	2	4
Urb837	2	4	4	4	4	2	2	2	4	4	3	4	4
Urb124	2	3	3	4	4	3	4	2	4	3	2	2	4
Urb805	2	4	4	2	5	3	4	2	4	3	2	2	3
Urb814	3	2	2	5	4	4	3	1	2	4	5	3	4
Urb838	4	4	2	4	4	5	5	2	2	2	4	3	3
Urb810	2	2	4	1		5	2	5	4	1	1	1	2
Urb831													
Pri522	2	5	5	3	3	5	4	2	5	4	4	4	5
Pri523													
Pri527	2	2	4	2	4	1	4	4	4	3	4	2	2
Pri533	2	4	3	4	4	1	3	2	2	2	4	3	4
Pri534	2	4	4	4	4	2	2	2	4	4	3	2	4
Pri535	1	4	5	4	3	1	3	2	5	3	4	1	4
Pri537	1	5	5	4	5	2	5	2	5	4	4	2	4
Pri540	1	3	5	1	3	2	5	5	5	5	2	1	3
Pri542	2	4	4	4	4	3	4	2	4	4	4	3	4
Pri543	1	4	5	5	2	1	2	2	5	2	3	3	5
Pri549	2	4	4	4	4	1	4	2	4	3	4	3	4
Pri550	2	2	4	4	4	4	4	4	3	4	2	3	2
Pri554	2	4	2	4	2	4	3	2	3	3	4	5	4
Pri555	2	4	4	4	5	2	4	3	4	4	4	4	4
Pri559	1	2	5	1	5	3	2	4	4	5	2	2	2
Pri562	1	5	2	2	5	4	5	2	2	2	4	2	2
Pri694	1	4	5	2	5	2	5	2	5	5	3	3	2

NewID	O24A	O24B	O24C	O24D	O24E	O24F	O24G	O24H	O24I	O24J	O24K	O24L
Met441	2	0	0	0	0	0	0	0	0	0	0	0
Met454	200	10	0	0	0	0	0	0	0	0	0	0
Met437	4	0	0	0	0	4	14	0	0	0	0	0
Met796	35	20	0	0	5	0	0	0	0	5	0	5
Met822	40	20								20		
Met845	20	0	0	0	20	20	0	0	0	10	0	20
Sub66	7	20	8	5	1	3	0	0	0	0	1	2
Sub366	15	0	0	0	2	0	0	0	0	0	0	0
Sub369	20	0	3	2	2	0	0	0	0	2	1	20
Urb835	50	0	0	0	20	0	0	0	0	10	0	10
Sub56	20	0	0	0	0	5	0	0	0	2	1	5
Sub106	145	0	20	0	0	0	0	0	0	0	0	0
Sub320	6	0	0	0	10	10	0	0	0	0	0	0
Sub322												
Sub347	5	0	0	0	10	30	0	0	0	10	8	0
Sub353												
Sub360	30	0	0	0	5	0		0	0	0	2	5
Met446	13	0	0	1	5	0	0	0	0	0	0	0
Met469	7	0	0	0	2	0	25	0	7	0	0	0
Met847	1	0	0	0	14	60	0	0	0	0	2	0
Met473	0	0	0	0	0	0	0	0	0	0	0	0
Met811	50	10	15	5	20	0	0	0	0	5	0	2
Met821	50	2	0	0	5	0	0	0	0	0	0	80
Met840												
Met813	16	0	0	0	7	0	10	0	1	7	0	7
Met461	30	15	10	0	0	0	10	0	0	0	15	5
Met818												
Met823	70	0	20	0	20	0	60	0	30	0	0	10
Met844	30			15	6					20		
Sub90	70	0	0	0	6	100	30	0	10	0	0	30
Urb126	28	0	0	0	0	0	0	0	0	0	0	0
Urb839	30	0	0	0	0	0	0	0	0	0	0	0
Sub69	3	0	0	0	2	3	0	0	0	0	2	2
Sub73	90	5	0	0	25	0	0	0	0	10	0	5
Sub326	4	0	0	4	2	0	5	15	5	0	0	5
Sub93	30	0	0	0	0	0	0	0	0	0	0	10
Sub336												
Sub338	12			4	12				20	40		40
Sub71	25	0	0	3	60	0	0	0	0	0	0	0
Sub83	35	0	0	5	1	0	2	3	0	0	1	15
Sub95	7	0	0	0	0	20	0	0	0	0	0	0
Urb152	25	0	5	0	5	50	0	0	0	0	0	10
Urb837	3											
Urb124	11	0	0	15	1	0	0	0	0	2		8
Urb805		0	0	1	1	0	0	0	0	0	0	15
Urb814	26	0	0	0	0	0	0	0	0	0	0	0
Urb838	24	0	0	0	0	0	0	0	0	0	0	0
Urb810	20	0	0	0	0	1	0	0	1	0	0	0
Urb831												
Pri522		0	0	0	1	5	10	10	0	0	2	5
Pri523												
Pri527	180	0	0	0	21	0	180	0	0	0		0
Pri533	2	0	0	0	2	0	0	0	0	0	2	7
Pri534	3	0	0	2	0	1	2	0	0	0	4	0
Pri535	7	0	0	0	7	100	20	3	0	0	10	30
Pri537	14	0	0	1	10	0	30	0	1	0	6	10
Pri540	40	30	30	3	10	0	0	0	0	0	0	0
Pri542	35	0	0	5	15	10	0	5	10	10	1	1
Pri543	25	0	0	0	2	250	90	1	0	0	5	120
Pri549	3	0	0	0	4	0	131					
Pri550	15	5	0	1	4	5	5	2	0	0	0	0
Pri554	9	0	0	0	0	4	0	0	1	0	0	0
Pri555	20	0	0	0	0	0	0	0	0	0	0	0
Pri559	10	0	0	0	14	0	2	2	3	19	0	15
Pri562	3	0	0	0	3	3	8	0	0	0	0	0
Pri694	45	0	0	0	15	90	30	15	5	7	0	90

NewID	Q24M	Q25A	Q25B	Q25C	Q25D	Q25E	Q25F	Q25G	Q25H	Q26A	Q26B	Q26C
Met441	0	25	30	0	0	10	0	0	100	0	5	25
Met454	0	0	0	0	0	0	0	0	0	0	0	0
Met437	4	0	52	0	0	0	2	0	365	0	0	0
Met796	0	0	0	0	0	0	3	0	100	0	5	0
Met822			30								6	40
Met845	5	20	50	0	0	0	3	0	300	0	40	0
Sub66	0	1	3	0	2	5	3	0	100	25	5	3
Sub366	0	20	10	3	2	1	3	100	200	1	100	0
Sub369	2	0	50	0	0	0	4	0	350	25	12	30
Urb835	0	0	20	0	0	0	0	0	50	0	30	30
Sub56	3	3	0	0	0	0	2	0	300	1	0	0
Sub106	0	0	50	0	10	0	0	5	200	30	5	0
Sub320	5	5	80	0	100	0	50	0	365	0	10	0
Sub322												
Sub347	30	30	240	0	0	0	100	0	250	0	0	0
Sub353												
Sub360	0	0	0	0	0	0	0	0	100	2	10	20
Met446	0	0	0	0	0	0	0	0	325	0	25	10
Met469	3	0	8	0	14	0	0	0	365	0	5	5
Met847	20	0	100	30	0	40	12	14	360	0	1	0
Met473	15	0	50	0	0	0	0	0	100	0	0	0
Met811	5	0	0	0	5	0	0	0	0	15	5	5
Met821	60	0	0	0	0	0	0	0	0	0	0	0
Met840												
Met813	25	0	15	0	4	0	15	0	365	10	3	100
Met461	5	0	20	0	0	0	10	0	10	0	5	0
Met818												
Met823	20	0	0	0	10	0	10	0	100	0	10	10
Met844	5				30							
Sub90	8	0	0	0	10	0	25	0	365	0	1	21
Urb126	0	0	0	0	0	0	3	0	0	0	0	0
Urb839	0	0	0	0	0	0	0	0	365	45	0	0
Sub69	4	2	14	0	0	5	10	10	4	0	5	21
Sub73	0	0	0	0	0	0	0	0	80	4	2	28
Sub326	10	0	0	0	2		1	0	350	2	10	0
Sub93	0	0	0	0	0	0	0	0	0	0	0	0
Sub336												
Sub338										65		
Sub71	0	100	0	0	60	10	5	30	365	0	30	10
Sub83	1	0	0	0	1	0	0	1	10	1	5	15
Sub95	0	100	100	0	300	300	10	1	0	0	1	45
Urb152	20	20	0	0	0	0	10	0	300	100	5	5
Urb837											10	
Urb124	0	0	30	0	20	10	2	0	365	3	10	0
Urb805	10	0	20	0	2	0	0	0	300	2	2	0
Urb814	0	0	0	0	0	0	0	0	365	0	2	0
Urb838	0	0	0	0	0	0	0	0	363	0	0	0
Urb810	2											

NewID	O26D	O26E	O26F	O27	O27O	O28	O29A	O29B	O29C	O29D	O29E	O30
Met441	0	0	0	0	1		1					5
Met454	0	0	0	0					1			2
Met437	0	0	200	1		1			1	1		
Met796	0	0	0	2		2	1					2
Met822				2		2	1					5
Met845	0	0	100	3		2	1					3
Sub66	0	0	0	2		1	1					5
Sub366	15	0	345	5		2	1					5
Sub369	0	0	60	3		3	1					6
Urb835	0	0	100	1		1			1			3
Sub56	5	10	0	2		0		1			1	3
Sub106	0	30	0	3		2	1					4
Sub320	0	0	80	3		2	1					5
Sub322												
Sub347	0	0	100	4		3				1		3
Sub353												
Sub360	2	5	30	1	5	3	1					5
Met446	0	0	48	1		0		1				5
Met469	0	0	50	4		0	1					6
Met847	0	3	24	2			1					7
Met473	0	0	0	1		0	1					5
Met811	5	5	30		1		1					5
Met821	0	0	360	4		3	1					3
Met840												
Met813	0	0	0	1	3	3	1					4
Met461	0		300	1		0	1					6
Met818												
Met823	0	0	250	2		0	1					2
Met844				1	3	3	1					4
Sub90	0	20	200	3		2	1					2
Urb126	0	0		1		0		1				2
Urb839	0	45	0	1		0	1					3
Sub69	0	2	10	4		2	1					7
Sub73	10	0	5	3		2	1					2
Sub326	15	5	180	3		1					1	3
Sub93	0	10	5	1		1		1				3
Sub336												
Sub338				1	2	1	1					5
Sub71	0	0	0	2		1	1					3
Sub83	80	1	10	3		1				1	1	
Sub95	0	0	45	4		3	1					4
Urb152	0	150	300	2		0			1			5
Urb837				1	3	2	1					2
Urb124	0	15	365	1		1	1					2
Urb805	0	0	200	4		4	1					4
Urb814	0	0	0	0			1					3
Urb838	0	0	0	6		1	1					2
Urb810	0	0	355	1	1	1			1			6
Urb831				1	3	2	1					6
Pri522	0	10	30	1		1		1				3
Pri523												
Pri527	0	0	0	2		1			1			3
Pri533	0	0	10	2		2	1					5
Pri534	0	0	20	3		1	1					5
Pri535	0	10	100	4		4	1					5
Pri537	0	0	30	6		6	1					3
Pri540	0	0	0	4		4					1	2
Pri542	5	5	150	1		0	1					5
Pri543	0	20	345	4		3	1					7
Pri549	0	0	10	6		2		1				6
Pri550	0	0	200	1		1			1			6
Pri554	0	0	50	5		1	1					5
Pri555	0	0	20	1								2
Pri559	0	0	0	2		0	1					6
Pri562	0	0	365	2		0			1			4
Pri694				1	2	2	1					4

NewID	Q31	Q32	Q33
Met441	68111	1958	2
Met454	68111	1966	
Met437	68112	1956	1
Met796	68112	1980	7
Met822	68112	1981	8
Met845	68112	1978	6
Sub66	68116	1980	8
Sub366	68116	1993	
Sub369	68116	1974	8
Urb835	68117	1950	7
Sub56	68123	2000	1
Sub106	68123	1982	7
Sub320	68123	1964	
Sub322	68123	1989	3
Sub347	68123	1989	5
Sub353	68123	1970	
Sub360	68123	1957	9
Met446	68127	1983	1
Met469	68127	1978	8
Met847	68127	1983	8
Met473	68128	1970	8
Met811	68128	1964	8
Met821	68128	1982	8
Met840	68128	1966	
Met813	68131	1982	10
Met461	68132	1950	7
Met818	68132	1978	
Met823	68132	1966	8
Met844	68132	1992	
Sub90	68133	1975	8
Urb126	68134	1953	4
Urb839	68134	1953	6
Sub69	68135	1983	6
Sub73	68135	1985	8
Sub326	68135	1997	8
Sub93	68137	1973	2
Sub336	68137	1956	
Sub338	68137	1967	7
Sub71	68138	1977	8
Sub83	68138	1978	11
Sub95	68138	1982	7
Urb152	68144	1951	
Urb837	68144	1960	7
Urb124	68147	1989	6
Urb805	68147	1973	6
Urb814	68147	1970	7
Urb838	68147	1972	4
Urb810	68152	1952	9
Urb831	68152	1955	10
Pri522	68154	1980	1
Pri523	68154	1979	7
Pri527	68154	1952	7
Pri533	68154	1980	7
Pri534	68154	1980	8
Pri535	68154	1981	6
Pri537	68154	1982	7
Pri540	68154	1975	7
Pri542	68154	1992	5
Pri543	68154	1968	11
Pri549	68154	1956	6
Pri550	68154	1953	8
Pri554	68154	1978	8
Pri555	68154	1988	4
Pri559	68154	1963	7
Pri562	68154	1958	6
Pri694	68154	1980	5

NewID	Mode	O1A	O1B	O2A	O2B	O2C	O2D	O2E	O2F	O2G	O2H	O2I	O2J	O2K
Pri698	1	15							1	1	1	1		
Pri700	1	25		1	1					1	1	1		
Pri702	2	1	15			1	1	1	1	1	1	1		
Pri703	1	5							1	1	1			
Pri705	2	1	25					1	1	1	1	1	1	
Pri707	1	40					1	1	1	1	1	1	1	
Pri711	1	60				1	1	1	1	1	1	1	1	1
Pri714	1	6			1	1		1		1	1	1	1	1
Pri715	2	1	2							1	1			
Pri718	1	1										1		
Sub87	1	27					1	1	1	1	1	1		
Sub92	1	45				1	1	1			1	1		
Sub101	1	40			1	1		1	1	1	1	1		
Urb700	1	180					1	1	1	1	1	1		
Urb743	1	30					1	1	1	1	1			
Urb765	1	10								1	1			
Urb784	1	45				1	1	1	1	1	1	1	1	
Sub619	1	14				1		1	1					
Sub621	1	31					1							
Urb694	1		1											
Urb701	1	13						1	1	1				
Urb714	1	3								1				
Urb720	1	20		1	1		1	1	1	1	1			
Urb731	1	30									1	1		
Urb742	1	88				1	1	1	1	1	1	1	1	1
Urb750	2	1	14							1	1	1		
Urb756	1	50						1	1	1	1	1	1	
Urb762	1	18							1	1	1	1		
Urb772	1	40					1	1	1	1	1			
Urb775	2	1				1	1	1	1	1	1	1	1	
Urb780	2	1	15					1	1	1	1	1	1	
Urb786	1	25							1	1	1	1		
Urb787	1	10							1	1	1			
Pri216	2	1	45					1	1	1	1			
Met142	1	10								1	1	1	1	
Met367	1		1											
Urb695	1	2							1					
Urb769	1	65					1	1	1	1	1	1		
Met130	1	15						1	1	1	1	1	1	
Met155	2	1	10					1	1	1	1	1	1	
Met157	1	40						1	1	1	1	1	1	
Met319	1	60				1	1	1	1	1	1	1	1	
Urb696	1	100						1	1	1	1	1	1	
Urb697	1	10						1	1	1	1	1		
Urb782	1	20							1	1	1			
Met328	1	7							1					1
Met320	1	61						1						
Met120	1	25						1	1	1	1			
Met127	1		1											
Met329	1		1											
Sub592	2	1	20				1	1	1					
Sub608	1					1	1	1	1	1				
Sub610	1	12						1	1	1	1	1		
Sub626	1	8						1	1					
Sub708	1	12						1	1	1				
Urb730	1	4							1					
Urb763	2	1	20				1	1	1			1		
Urb771	2	1	50											
Sub603	2	1	2		1	2								
Sub589	1	25						1	1	1	1	1		
Sub612	2	1	20				1	1	1	1				
Sub714	1	5							1	1	1	1		
Sub722	1	0	1											
Sub728	1	24					1		1	1	1	1		
Sub738	1	40		1			1	1	1	1	1	1	1	
Sub623	1	8						1	1	1				



NewID	O2L	O3	O4A	O4B	O4C	O5	O6A	O6B	O6C	O6D	O6E	O6F	O6G
Pri698		2	0	10	5	1	0	0	0	0	0	0	0
Pri700		2	23	2	0	1							
Pri702		2	15			2	0	0	0	0	0	0	0
Pri703		2		5		2	0	0	0	0	0	0	0
Pri705			10	10	5	2	0	0	0	0	0	0	0
Pri707		2	15		19	1			8				
Pri711		2	25	10	25	1	0	0	6	0	0	0	0
Pri714		1	5		1	2				2			
Pri715		1	2			2	0	0	0	0	0	0	0
Pri718		2	1	0	0	2	0	0	0	0	0	0	0
Sub87			17	10	0	2	0	1	1	0	0	0	0
Sub92		1	5	30	5	1							
Sub101			20	10	10	1							
Urb700		1	2	180	2	1						20	
Urb743			1	29		2						1	
Urb765		2	5		5	1	0	0	0	0	0	0	0
Urb784		2	0	35	10	1	0	0	0	0	0	0	0
Sub619				7	7	1	0	0	0	0	0	0	0
Sub621		1		1	30	1	0	0	0	0	0	0	0
Urb694													
Urb701		2	10			2							
Urb714		2		3		2							
Urb720		2	15	5	0	2	0	0	0	0	0	0	0
Urb731			0	30	0	1	0	0	0	0	0	0	0
Urb742		2	52	15	18	1							
Urb750													
Urb756		1	30	10	10	1	0	0	0	0	0	0	0
Urb762		2	3	15	0	1	0	0	0	0	0	0	0
Urb772		1	10	30		2							
Urb775		2	0	0	20	2	0	0	0	0	0	0	0
Urb780		2				2							
Urb786		1		25		2	0	0	0	0	0	0	0
Urb787		2	10			2							
Pri216													
Met142		2	0	6	4	1	0	0	0	0	0	0	0
Met367													
Urb695		1	0	2	0	1	0	0	0	0	0	0	0
Urb769		1	20	15	30	1	0	0	5	0	0	0	0
Met130		2	15			2	0	0	0	0	0	1	0
Met155													
Met157		2		20		1	0	0	0	0	0	0	0
Met319		2	30	15	15	2	0	0	0	2	0	0	0
Urb696		2	0	90	0	1	0	0	15	0	0	0	0
Urb697			0	10	0	1	0	0	0	0	0	0	0
Urb782		1	15	5	0	1		1			1		1
Met328		2	4	2	1	1	1	0	0	0	0	0	0
Met320			61			1	6	6	16				
Met120		1	4	2	19	1							
Met127													
Met329													
Sub592		1	15	5		2	0	0	0	1	0	0	0
Sub608		1	3	10	0	2	0	0	0	2	0	0	0
Sub610		1	4	8	0	2	0	0	0	0	0	0	0
Sub626		1	8	0	0	2				8			
Sub708		2	0	5	7	2	0	0	0	0	0	0	0
Urb730		2	4			1	0	0	0	0	0	0	0
Urb763		2	8	12	0	1							
Urb771													
Sub603													
Sub589		1	10	10	15	1	0	0	0	0	0	0	0
Sub612		2			20	1	0	0	0	0	0	0	0
Sub714		2	2		3	2							
Sub722													
Sub728		2	4	19	1	2	0	0	0	0	0	0	0
Sub738			35	5	0	2	0	0	2	0	0	0	0
Sub623		1	0	5	3	1	0	0	0	0	0	0	0

[illegible]

NewID	O6T	O6U	O6V	O7A	O7B	O7C	O7D	O7E	O7F	O7G	O7H	O7I
Pri698	0	0	0	0	6	0	0	0	0	0	0	0
Pri700												
Pri702	0	0	0	0	0	0	0	0	0	0	0	0
Pri703	0	0	0	0	0	0	0	0	0	0	0	0
Pri705				0	0	0	0	0	0	0	1	0
Pri707			2									
Pri711	2	0	0	0	0	0	0	0	0	0	0	0
Pri714												
Pri715	0	0	0									
Pri718	0	0	0	0	0	0	0	0	0	0	0	0
Sub87	0	0	2	0	0	0	0	0	0	0	0	0
Sub92	3		2									
Sub101	5		3		2							
Urb700												
Urb743												
Urb765	0	0	0	0	0	0	0	0	0	0	0	0
Urb784	0	0	0	0	0		0	0	0	0	0	0
Sub619	0	0	0	0	0	0	0	0	0	0	0	0
Sub621	0	0	0	0	0	0	0	0	0	0	1	0
Urb694												
Urb701												
Urb714												
Urb720	0	0	0	0	0	0	0	0	0	0	0	0
Urb731	0	0	0	0	0	0	0	0	30	0	0	0
Urb742	52		10		5							
Urb750												
Urb756	1	0	2	0	0	0	0	4	0	0	2	0
Urb762	0	0	3	0	0	0	0	0	0	0	0	0
Urb772												
Urb775	0	0	0	0	0	0	0	0	0	0	0	0
Urb780												
Urb786	0	0	5	0	0	0	0	0	0	0	0	0
Urb787												
Pri216												
Met142	0	0	0	0	0	0	0	0	0	0	0	0
Met367												
Urb695	0	0	0	0	0	0	0	0	0	0	0	0
Urb769	3	0	0	0	0	0	0	0	0	0	0	0
Met130	1	0	1	0	0	0	0	0	0	0	0	0
Met155												
Met157	0	0	0	0	16	0	0	0	0	0	0	0
Met319	0	0	4	0	0	0	0	0	0	0	0	0
Urb696	0	0	0	0	3	0	0	0	0	0	0	0
Urb697	0	0	2	0	0	0	0	0	0	0	0	0
Urb782			2									
Met328	2	0	1	0	0	0	0	0	0	0	0	0
Met320					3							
Met120			2									
Met127												
Met329												
Sub592	0	0	0	0	0	0	0	0	0	0	0	0
Sub608	0	0	0	0	2	0	0	0	0	0	2	0
Sub610	2	0	2	0	1	0	0	0	0	0	0	0
Sub626												
Sub708	0	0	0	0	0	0	0	0	0	0	0	0
Urb730	0	0	3	0	0	0	0	0	0	0	0	0
Urb763	2				2			6				
Urb771												
Sub603												
Sub589	0	0	0	0	0	0	0	0	0	0	0	0
Sub612	0	0	0									
Sub714												
Sub722												
Sub728	0	0	1	0	0	0	0	0	0	0	0	0
Sub738	0	0	0	0	0	0	0	0	0	0	0	0
Sub623	0	0	0	0	0	0	0	0	0	0	0	0

NewID	O7J	O7K	O7L	O7M	O7N	O7O	O7P	O8A	O8B	O8C	O8D	O8E
Pri698	0	0	0	0	0	0	0	0	0	0	0	0
Pri700												
Pri702	0	0	0	0	0	0	0	0	0	0	0	0
Pri703	0	0	0	0	0	0	0	0	0	0	0	0
Pri705	0	0	2	0	0	0	0	0	0	0	0	0
Pri707												
Pri711	0	0	0	0	0	0	0	0	0	0	0	3
Pri714												
Pri715												
Pri718	0	0	0	0	0	0	0	0	0	0	0	0
Sub87	0	0	0	0	0	0	0	0	10	0	0	0
Sub92												
Sub101								0	0	0	0	0
Urb700												5
Urb743												7
Urb765	0	0	0	0	0	0	0	0	0	0	0	0
Urb784	0	0	0	0	0	0	0					30
Sub619	0	0	0	0	0	0	0	0	0	0	0	1
Sub621	0	0	0	0	0	0	0	0	0	0	0	0
Urb694												
Urb701												
Urb714												
Urb720	0	0	0	0	0	0	0	0	0	0	0	0
Urb731	0	0	0	0	0	0	0	0	0	0	0	0
Urb742	10											0
Urb750												
Urb756	0	0	0	0	0	1	0	0	0	0	0	0
Urb762	0	0	0	0	0	0	0	0	0	0	0	0
Urb772												2
Urb775	0	0	0	0	0	0	0	0	0	0	0	0
Urb780												
Urb786	0	0	0	0	0	0	0	0	0	0	0	0
Urb787												
Pri216												
Met142	0	0	0	0	0	0	0	0	0	0	0	0
Met367												
Urb695	0	0	0	0	0	0	0	0	0	0	0	0
Urb769	0	0	0	0	0	0	0	0	5	0	0	5
Met130	0	0	0	0	0	0	0	0	0	0	0	0
Met155												
Met157	4	0	0	0	0	0	0	0	0	0	0	0
Met319	0	0	0	0	0	0	0	0	0	0	0	0
Urb696	0	0	0	0	0	0	0	0	2	0	0	75
Urb697	0	0	0	0	0	0	0	0	2	0	0	0
Urb782												
Met328	0	0	0	0	0	0	0	0	0	0	0	0
Met320									1			2
Met120			2					0				
Met127												
Met329												
Sub592	0	0	0	0	0	0	0	0	0	0	0	0
Sub608	0	0	0	0	0	0	0	0	0	0	0	0
Sub610	0	0	0	0	0	0	0	0	2	1	0	2
Sub626												
Sub708	0	0	0	0	0	0	0	0	0	0	0	0
Urb730	0	0	0	0	0	0	0	0	0	0	0	0
Urb763									2			
Urb771												
Sub603												
Sub589	0	0	0	0	0	0	0	0	0	0	0	0
Sub612												
Sub714												
Sub722												
Sub728	0	0	0	0	0	0	0	0	0	0	0	2
Sub738	0	0	0	0	0	0	0	0	0	0	0	0
Sub623	0	0	0	0	0	0	0	0	0	0	0	0

NewID	O8F	O8G	O8H	O8I	O8J	O8K	O8L	O9A	O9B	O9C	O9D	O9E	O10A
Pri698	0	0	0	0	0	0	0	1	1	2	2	2	1
Pri700								1	1	1	2	1	1
Pri702	0	0	0	0	0	0	0	1	2	1	2	2	2
Pri703	0	0	2	0	0	0	0	1	1				2
Pri705	0	0	0	0	0	0	0	1	2	1	2	2	1
Pri707									1				1
Pri711	0	0	0	0	0	0	0		1	1		1	1
Pri714								1	2	2	2	2	
Pri715								1	2	2	2	2	1
Pri718	0	0	0	0	0	0	0	1	2	2	2	2	1
Sub87	0	0	0	0	0	0	0	1					1
Sub92									1				1
Sub101	0	0	0	0	0	0	0	1	1			1	1
Urb700			5					1					1
Urb743								1	1	2	2	2	1
Urb765	0	0	0	0	0	0	0	1	2	2	2	2	2
Urb784			5						1				1
Sub619	0	0	0	0	0	0	0	2	1	2	2	2	1
Sub621	0	0	0	0	0	0	0	2	1	2	2	2	1
Urb694													
Urb701								1	2	2	2	2	1
Urb714								1	2	2	2	2	2
Urb720	0	0	0	0	0	0	0	2	2	1	1	1	1
Urb731	0	0	0	30	0	0	0	1	2	2	2	2	1
Urb742								1	1	2	2	2	1
Urb750													
Urb756	0	0	1	0	0	0	0	1		1			1
Urb762	0	0	0	0	0	0	0	1	2	2	2	2	1
Urb772								1	2	1	2	1	1
Urb775	0	0	0	0	0	0	0	2	2	2	2	2	2
Urb780									1				1
Urb786	0	0	0	0	0	0	0	1					1
Urb787									1				1
Pri216													
Met142	0	0	0	0	0	0	0	1		1			1
Met367													
Urb695	0	0	0	0	0	0	0	2	1	2	2	2	1
Urb769	0	0	0	0	0	0	0	1	2	1	2	2	1
Met130	0	0	1	0	0	0	0	1					1
Met155													
Met157	0	0	0	0	0	0	0	1	1				1
Met319	0	0	0	0	0	0	0	1	1	1	2	2	1
Urb696	0	0	0	0	0	0	0	1	2	2	2	2	1
Urb697	0	0	0	0	0	0	0	1	2	1	2	2	1
Urb782			2					1	2	2	2	2	1
Met328	0	0	0	0	0	0	0	1	2	2	2	2	1
Met320													
Met120								1	1				1
Met127													
Met329													
Sub592	0	0	0	0	0	0	0	1	1				1
Sub608	0	0	0	0	0	0	0	1				1	1
Sub610	0	0	0	0	0	0	0	1	2	1	2	2	1
Sub626								1	2	2	2	2	
Sub708	0	0	0	0	0	0	0	1	2	1	2	2	2
Urb730	0	0	1	0	0	0	0	1	2	2	2	2	1
Urb763			2					1					1
Urb771													
Sub603													
Sub589	0	0	0	0	0	0	0	1	1	2	2	2	1
Sub612								2	2	2	2	2	2
Sub714								1	2	2	2	2	1
Sub722													
Sub728	0	0	1	0	0	0	0	1	2	1	2	2	1
Sub738	0	0	0	0	0	0	0	1				1	1
Sub623	0	0	0	0	0	0	0	2	1	2	2	2	1

NewID	O10B	O11A	O11B	O11C	O11D	O11E	O11F	O11G	O11H	O11I	O11J	O11K	O11L
Pri698	2	1	2	1	2	1	1	2	1	2	2	2	2
Pri700	1				1		1		1				1
Pri702	1	1	1	1	2	1	1	2	1	2	2	2	2
Pri703	1			1			1		1		1		
Pri705	2	2	2	1	2	1	1	2	2	2	1	2	2
Pri707				1		1	1		1				1
Pri711	2	2	2	1	1	2	1	2	1	1	2	2	2
Pri714				1		1	1						1
Pri715	2	2	2	2	2	1	2	2	2	2	2	2	2
Pri718	2	2	2	2	2	1	2	2	2	2	2	2	2
Sub87	2	2	2	1	1	1	1	1	1	2	2	2	2
Sub92							1						
Sub101	1						1		1				
Urb700				1		1							1
Urb743	2					1	1		1				1
Urb765	2			1	1		1						1
Urb784		2	2	2	2	2	2	2	1	1	1	2	1
Sub619	1	2	2	2	2	2	1	2	1	1	2	2	2
Sub621	2	2	2	2	1	2	2	2	1	2	2	2	1
Urb694													
Urb701	2					1							
Urb714	2												
Urb720	2	2	2	1	2	1	1	2	2	2	1	2	1
Urb731	2	2	2	2	2	2	1	2	1	1	2	2	1
Urb742	1	2	2	2	2	1	1	2	2	2	2	2	1
Urb750													
Urb756	2	1	2	1	1	1	2	2	1	2	1	2	1
Urb762	2	2	2	1	1	1	1	2	1	2	2	2	1
Urb772	2	2	2	1	2	2	2	2	2	2	1	2	1
Urb775	2	2	2	2	2	2	2	2	2	2	2	2	2
Urb780													
Urb786	1	2	2	2	1	1	2	2	2	2	2	2	1
Urb787		2	2	1	2	1	1	2	2	2	2	2	1
Pri216													
Met142	2	2	2	2	2	2	1	1	1	1	1	2	1
Met367													
Urb695	2	2	2	1	2	1	1	2	1	2	2	2	2
Urb769	2	2	2	1	1	1	1	2	2	2	2	2	1
Met130	2	1		1		1	1						1
Met155													
Met157		1	2	2	2	1	1	2	1	2	2	2	1
Met319	2	1	1	1	1	1	1	2	1	2	1	1	1
Urb696	2	1	2	1	1	1	1	2	2	2	2	2	1
Urb697	2	2	2	2	2	1	1	2	2	2	2	2	1
Urb782	2	2	1	1	2	1	1	2	1	2	2	2	1
Met328	2	1	2	2	2	1	1	2	2	2	2	2	2
Met320		1	1	1	1	1	1	1	1	1	1		1
Met120					1	1		1			1		
Met127													
Met329													
Sub592		2	2	1	2	1	1	2	2	2	1	2	1
Sub608		2	2	1	1	1	1	2	2	2	2	2	2
Sub610	2	1	1	1	2	1	1	2	1	1	1	2	1
Sub626					1	1							
Sub708	1	2	2	1	1	1	1	2	1	2	1	2	1
Urb730	2	2	2	1	2	2	2	2	2	2	2	2	1
Urb763	2	1	1	1	1	1	1		1	1	1	1	
Urb771													
Sub603													
Sub589	1	2	2	1	1	1	1	1	1	2	2	2	2
Sub612	2												
Sub714													
Sub722													
Sub728	1	2	2	1	1	1	2	2	1	2	1	2	1
Sub738	2	2	2	1	1	1	1	2	1	1	2	2	1
Sub623	2	2	2	2	2	1	1	2	1	2	2	2	2







NewID	O14G	O14H	O15A	O15B	O15C	O16	O18a	O19a	O18b	O19b	O18c	O19c	O18d
Pri698	2	2	0	0	0	4							
Pri700	2	2	0	0	0	4							
Pri702	2	2	0	0	0	1							
Pri703	2	2	0	0	0	5							
Pri705	2	2	0	0	0	5							
Pri707	2	2		1	4	8							
Pri711	2	2	0	0	0	10							
Pri714	2	2	0	0	0	7							
Pri715	2	2											
Pri718	2	2	0	0	0	4							
Sub87	2	2	0	0	0	5							
Sub92	2	1	0	0	0	8							
Sub101	2	2			1	2							
Urb700	2		0	0	0	10							
Urb743	2	2	0	0	0	10							
Urb765	2	2	0	0	0	7							
Urb784	2	2	0	0	0	4							
Sub619	2	2	0	0	0	7							
Sub621	2	2	0	0	0	14							
Urb694						3							
Urb701	2	1	0	0	0	8							
Urb714	2	2	0	0	0	7							
Urb720	2	2	0	0	0	5							
Urb731	2	2	0	0	0	12							
Urb742	2	2	0	0	1	8							
Urb750													
Urb756	2	2	0	0	0	12							
Urb762	2	2	0	0	0	15							
Urb772	1	2	0	0	0	7							
Urb775	2	2	0	0	0	3							
Urb780	2	2											
Urb786	2	2	0	0	0	6							
Urb787	2	2	0	0	0	10							
Pri216													
Met142	2	2	0	0	0	8							
Met367						20							
Urb695	2	2	0	0	0	4							
Urb769	2	2	0	0	0	8							
Met130	2	2	0	0	0	4							
Met155													
Met157	2	2	0	0	0	5							
Met319	2	2	0	0	0	4							
Urb696	2	2	0	0	0	10							
Urb697	2	2	0	0	0	25							
Urb782	1	2	5	6	0	9							
Met328	2	2	0	0	0	30							
Met320						6							
Met120	2	2	0			7							
Met127													
Met329						7							
Sub592	2	2	0	0	0	6							
Sub608	2	2	0	0	0	5							
Sub610	2	2	0	0	0	7							
Sub626	2	2	0	0	0	5							
Sub708	2	2	0	0	0	7							
Urb730	2	2	0	0	0	40							
Urb763	2	2	0	0	0	5							
Urb771													
Sub603													
Sub589	2	2	0	0	0	6							
Sub612													
Sub714	2	2	0	0	0	10							
Sub722													
Sub728	2	2	0	0	0	8							
Sub738	2	2	0	0	0	3							
Sub623	2	2	0	0	0								

NewID	O19d	O18e	O19e	O18f	O19f	O18g	O19g	O18h	O19h	O20	O21	O22A	O22B
Pri698		2	2							1	8	2	4
Pri700		2	2							1		4	2
Pri702		2	1							1	27	3	3
Pri703		2	1							3		4	3
Pri705		1	1							4	3	3	3
Pri707		1	1							1	8	2	2
Pri711										2		3	1
Pri714		1	1							1		3	1
Pri715		2	1							2	27	4	3
Pri718		1	1							1	3	3	2
Sub87		2	1							1	3	4	2
Sub92		1								1	6	3	2
Sub101		2	1							1	8	4	5
Urb700				2	2					1		5	3
Urb743				2	1					1	12	5	5
Urb765				1	2					1		3	2
Urb784										1		1	2
Sub619										3		4	2
Sub621				1	2					1	11	2	2
Urb694				2	1					2		3	3
Urb701										1		3	3
Urb714				2	1					3	27		
Urb720				1	1					1	3	3	2
Urb731				1	2					1	8	3	3
Urb742				1	1					1		3	3
Urb750													
Urb756				1	1					1	12	3	2
Urb762				2	1					1	12	1	5
Urb772				1	1					1	12	5	2
Urb775										3	3	3	3
Urb780													
Urb786				2	1					4	15	3	3
Urb787				1	1					1	3	4	3
Pri216													
Met142				1	1					1	20	4	2
Met367										4	27	3	4
Urb695				2	1					3	8	3	2
Urb769				2	2					2	5	3	3
Met130				2	2					1	6	5	5
Met155													
Met157				1	2					2	8	2	3
Met319				1	1					1	27	3	2
Urb696				2	2					1		4	4
Urb697				2	1					3	13	4	4
Urb782				2	1					1		4	3
Met328				1	2					1	1	4	4
Met320				1	2					1		4	
Met120				1	2					2		2	2
Met127				1	1					3	27	3	3
Met329				2	1					4		1	3
Sub592				2	2					1	3	4	4
Sub608										3	27		
Sub610				1	2					1		1	1
Sub626				2	1					2		4	3
Sub708				1	1					1		4	4
Urb730				1	2					3	12	4	3
Urb763				1	2					2	8	2	2
Urb771													
Sub603													
Sub589				1	1					2	3	2	2
Sub612													
Sub714										2		3	3
Sub722					1					1	6	4	1
Sub728				2	1					2	5	3	2
Sub738				2	1					1	3	3	4
Sub623										2	5	4	2

NewID	O22D	O22E	O22F	O22G	O22H	O22I	O22J	O22K	O22L	O22M	O23A	O23B	O23C
Pri698	4	2	4	3	4	2	2	2	4	4	4	4	4
Pri700	5	5	4	5	3	4	4	4	4	2	5	4	5
Pri702	3	3	3	3	3	3	3	3	3	3			
Pri703	4	2	4	5	3	2	2	3	3	2	4	4	4
Pri705	4	5	4	3	4	3	3	4	3	3	3	4	1
Pri707	4	4	4	2	5	2	2	2	4	5	2	4	4
Pri711	3	4	4	1	4	3	1	3	1	5	5	5	3
Pri714	3	4	3	4	2	2	3	3	3	2	4	4	2
Pri715	4	3	3	3	2	3	3	3	4	2	4	4	3
Pri718	4	4	3	2	2	4	3	3	3	2	2	4	2
Sub87	5	5	1	3	3	3	3	3	3	3	5	4	3
Sub92	4	4	3	2	2	4	4	3	4	2	5	4	5
Sub101	5	5	4	5	5	4	4	4	4	5	5	3	4
Urb700	5	4	3	3	3	5	5		5	3	3	3	3
Urb743	5	5	4	5	2	5	5	5	4	1	5	4	4
Urb765	5	5	3	3	3	4	4	4	4	3	4	5	2
Urb784	3	5	5	5	5	3	3	3	3	5	2	2	2
Sub619	5	5	2	5	2	3	3	4	4	3	4	5	4
Sub621	3	5	4	3	3	3	3	3	3	3	4	5	3
Urb694	3	3	4	3	4	3	3	3	3	4	4	2	2
Urb701	4	4	3	3	2						4	3	3
Urb714													
Urb720	4	5	4	1	2	2	3	3	3	2	4	5	2
Urb731	4	4	4	4	3	2	2	2	2	4	4	4	4
Urb742	5	1	5	3	4	3	1	4	3	5	4	4	2
Urb750													
Urb756	4	4	3	3	2	4	4	4	4	4	4	4	4
Urb762	5	3	5	5	1	2	5	5	5	4	2	4	4
Urb772	5	5	3	3	2	4	5	4	5	1	5	4	2
Urb775	3	3	3	3	3	3	3	3	3	3	4	5	3
Urb780													
Urb786	4	3	4	2	2	4	4	4	4	2	4	2	4
Urb787	4	4	4	4	2	3	3	4	3	4	4	3	2
Pri216													
Met142	4	4	3	4	4	4	4	4	4	2	4	4	4
Met367	4	3	5	2	3	2	3	2	4	3	2	4	
Urb695	3	3	4	4	4	3	2	2	4	4	2	4	4
Urb769	4	5	2	3	4	3	4	2	2	4	5	4	4
Met130	5	4	5	3	4	2	2	2	3	4	2	5	3
Met155													
Met157	5	5	3	4	4	3	3	4	3	4			
Met319	4	4	3	3	2	3	3	2	3	2	4	4	3
Urb696	5	4	4	2	2	3	3	3	3	4	4	4	4
Urb697	4	3	2	3	1	4	4	4	4	1	4	4	4
Urb782	5	5	3	1	2	3	3	3	3	2	5	2	2
Met328	3	4	2	2	2	5	5	5	5	2	5	2	5
Met320	5	5	4	2	3	3	4	1	2	5	4	4	4
Met120	4	4	3	2	3	3	3	2	3	3	4	4	3
Met127	3	3	3	3	3	3	3	3	3	3	4	2	3
Met329	5	3	4	4	3	3	3	3	3	3	1	3	3
Sub592	5	5	4	2	1	2	2	4	2	1	3	4	4
Sub608											5	3	2
Sub610	5	5	5	2	5	1	2	2	2	4	4	3	2
Sub626	4	2	2	2	2	3	3	3	2	2	5	4	3
Sub708	4	3	3	4	3	4	4	4	4	2	4	2	4
Urb730	4	3	2	3	2	4	4	4	4	2	4	3	3
Urb763	4	3	4	4	5	3	4	2	2	4	3	3	4
Urb771													
Sub603													
Sub589	4	4	4	4	4	4	4	4	4	4	5	5	4
Sub612													
Sub714	4	4	3	3	2	3	3	3	3	4	3	4	3
Sub722	5	4	2	2	2	4	5	3	5	4	5	4	3
Sub728	5	4	3	2	3	3	4	3	3	3	2	4	3
Sub738	5	4	4	4	2	4	4	4	4	2	5	5	3
Sub623	4	4	4	2	4	4	3	4	4	4	4	4	4

NewID	O23D	O23E	O23F	O23G	O23H	O23I	O23J	O23K	O23L	O23M	O23N	O23O	O23P
Pri698	2	4	4	3	4	4	4	4	4	3	4	4	4
Pri700	2	4	3	2	2	3	3	4	4	4	3	2	2
Pri702													
Pri703	1	4	5	3	2	1	2	2	4	4	4	2	3
Pri705	1	4	5	4	4	1	4	2	5	3	4	1	4
Pri707	1	4	4	4	3	2	4	2	4	4	4	2	4
Pri711	1	4	5	1	5	1	5	4	5	5	1	1	1
Pri714	1	4	5	2	4	1	4	4	5	4	4	3	2
Pri715	2	5	4	2	4	3	3	3	4	2	4	3	4
Pri718	1	2	5	4	4	1	5	2	5	4	2	1	3
Sub87	2	4	5	2	3	3	3	3	4	3	4	2	3
Sub92	2	4	4	4	5	4	3	4	4	5	4	4	3
Sub101	3	4	4	3	4	4	4	4	4	4	4	4	4
Urb700	4	3	4	1	4	5	3	3	3	4	4	5	5
Urb743	2	4	5	1	4	5	4	5	5	3	1	2	1
Urb765	2	4	3	1	3	3	3	3	3	2	3	3	3
Urb784	2	2	2	3	3	4	3	2	2	2	2	2	4
Sub619	1	4	5	3	5	1	3	2	4	4	4	1	2
Sub621	2	4	4	3	5	4	5	3	4	5	4	3	2
Urb694	2	4	3	5	3	4	2	2	3	2	4	4	3
Urb701	3	4	4	4	3	2	2	2	4	2	2	4	4
Urb714													
Urb720	2	4	5	4	5	1	5	3	5	4	4	2	2
Urb731	2	3	3	2	4	4	4	3	2	4	4	4	3
Urb742	1	3	5	3	4	1	3	3	5	4	2	4	1
Urb750													
Urb756	3	4	4	4	5	3	4	2	3	4	4	4	4
Urb762	1	5	5	5	4	2	2	1	4	2	4	2	5
Urb772	1	4	5	1	4	1	5	4	5	4	4	1	3
Urb775	2	3	4	2	4	3	3	3	2	3	4	3	2
Urb780													
Urb786	2	2	4	2	2	1	2	4	4	1	2	2	2
Urb787	2	2	4	2	3	2	3	4	4	2	2	2	2
Pri216													
Met142	2	2	4	4	4	4	4	4	4	2	4	2	4
Met367	4	4	3	5	5	3	3	2	3	2	4	4	4
Urb695	4	4	3	5	4	4	3	1	3	3	4	4	5
Urb769	2	3	4	3	4	4	3	3	4	3	1	2	2
Met130	1	3	2	2	4	4	4	2	2	3	4	4	5
Met155													
Met157													
Met319	2	4	4	2	3	2	4	3	4	4	3		
Urb696	2	4	3	4	5	4	5	4	3	4	3	4	3
Urb697	4	4	4	2	4	4	4	4	2	4	4	3	4
Urb782	2	2	4	2	2	4	2	4	4	2	2	2	2
Met328	1	1	4	1	1	5	3	5	5	1	1	4	1
Met320	3	4	2	2	3	4	5	4	3	4	4	5	3
Met120	4	4	4	2	4	2	4	2	4	4	3	2	2
Met127	1	2	5	2	2	1	3	4	5	1	2	2	2
Met329	2	5	5	5	3	3	3	1	3	3	5	4	5
Sub592	1	5	4	2	4	2	4	3	4	5	4	4	5
Sub608	1	3	4	1	4	2	3	3	4	2	2	2	2
Sub610	2	4	4	2	4	4	4	4	4	5	2	2	2
Sub626	2	4	5	1	2	1	3	2	5	1	2	1	4
Sub708	2	5	4	1	4	2	3	3	4	3	3	3	3
Urb730	3	3	3	2	3	4	4	3	3	3	3	3	2
Urb763	2	2	3	3	4	4	4	2	3	2	2	3	3
Urb771													
Sub603													
Sub589	1	5	5	2	3	1	3	4	5	1	3	3	4
Sub612													
Sub714	2	4	4	4	4	2	4	2	2	4	4	4	3
Sub722	1	2	5	1	2	5	2	5	5	1	2	1	1
Sub728	2	4	4	5	3	2	3	2	4	3	5	3	4
Sub738	1	5	5	1	4	1	3	3	4	5	5	3	4
Sub623	2	2	4	3	4	5	4	3	4	4	3	2	3

NewID	Q24A	Q24B	Q24C	Q24D	Q24E	Q24F	Q24G	Q24H	Q24I	Q24J	Q24K	Q24L
Pri698	15	0	0	0	20	0	0	0	0	20	0	0
Pri700	20	5	15	15	0	2	0	0	5	0	0	0
Pri702	15	0	30	200	2	50	0	0	60	0	0	10
Pri703	5	0	6	2	0	1	0	0	0	1	3	10
Pri705	25	0	0	0	8	0	0	0	10	0	0	10
Pri707	40									10		10
Pri711	40	10	0	0	10	0	0	0	10	0	0	0
Pri714	6	0	0	0	0	2	0	0	0	0	0	0
Pri715	2	0	0	1	5	0	0	0	0	0	1	10
Pri718	1	0	0	0	0	2	0	0	0	0	0	0
Sub87	24	0	0	10	2	0	0	0	0	2	0	0
Sub92	40	0	5	0	0	0	0	0	0	0	0	0
Sub101	30	10			8			5		20	20	10
Urb700	180											1
Urb743	30	0	0	0	7	120	0	0	0	0	0	0
Urb765	5	0	0	0	16	0	0	0	0	0	0	5
Urb784	45	0	0	5	40	5	0	0	0	45	0	0
Sub619	14	0	0	2	1	0	0	0	0	0	0	0
Sub621	31	0	20	0	10	0	0	0	0	10	14	14
Urb694	0	0	0	14	7	0	0	0	0	0	0	0
Urb701	10	0	0	0	3	3	100	0	4	0	0	3
Urb714	3	0			2	2						10
Urb720	18	2	2	4	0	0	0	0	1	0	0	0
Urb731	30	0	0	0	0	60	0	0	0	0	0	0
Urb742	88	0	0	10	10	0	0	0	0	5	0	0
Urb750												
Urb756	50	0	0	0	8	0	0	0	20	0	0	0
Urb762	18	0	0	0	8	0	0	0	0	0	5	15
Urb772	30	10	0	0	1	0	0	0	3	1	0	2
Urb775	20	0	0	0	45	0	45	0	45	2	0	25
Urb780												
Urb786	25	0	0	0	0	0	0	0	0	0	0	0
Urb787	10	0	0	1	6	0	0	0	0	0	0	0
Pri216												
Met142	6	0	0	0	6	6	2	0	6	0	0	0
Met367	0	0	0	0	0	1	0	0	0	0	0	0
Urb695	1	0	0	0	0	0	0	0	0	0	0	0
Urb769	65	0	0	0	0	0	0	0	0	0	0	0
Met130	15	0	0	0	0	0	0	0	0	0	0	2
Met155												
Met157												
Met319	60	0	0	0	50	10	30	0	10	0	0	10
Urb696	100	0	0	0	30	30	30	0	0	0	0	0
Urb697	10	0	2	0	6	0	3	0	6	0	0	0
Urb782	20	0	0	0	5	10	5	0	0	0	5	10
Met328	7	0	10	20	6	0	0	0	0	0	0	0
Met320	6	0	0	0	0	0	0	0	0	1	0	0
Met120	25						40					
Met127	0	0	0	0	0	0	5	3	3	0	2	3
Met329	0	0	0	0	0	0	0	0	0	0	0	0
Sub592	15	0	0	0	30	0	0	0	0	0	0	0
Sub608	10	2	0	0	100	10	12	0	2	0	0	0
Sub610	12	0	14	6	6	6	6	0	6	0	0	6
Sub626	8	0	0	0	0	4	0	0	0	0	0	7
Sub708	12	0	0	10	0	20	100	0	12	0	0	0
Urb730	4	0	0	0	0	0	0	0	0	0	0	0
Urb763	20	0	0	0	12	6	0	0	0	0	0	0
Urb771												
Sub603												
Sub589	25	0	0	0	14	6	0	0	0	10	0	0
Sub612												
Sub714	5	0	0	0	5	0	10	0	0	0	0	10
Sub722	0	0	0	5	60	5	0	0	0	10	0	10
Sub728	24	0	2	10	10	2	5	1	3	1	5	15
Sub738	40	5	0	10	0	15	0	0	0	0	0	25
Sub623	8	0	0	0	3	0	0	0	0	0	0	0

NewID	Q24M	Q25A	Q25B	Q25C	Q25D	Q25E	Q25F	Q25G	Q25H	Q26A	Q26B	Q26C
Pri698	0	0	10	0	0	0	2	0	365	0	0	0
Pri700	0	0	0	0	0	0	2	0	0	1	10	20
Pri702	70	0	0	0	3	2	20	0	4	0	0	5
Pri703	5	1	0	0	0	0	5	0	300	0	10	0
Pri705	4	0	0	0	0	0	12	0	200	20	3	10
Pri707		0	5	0	0	0	0	0	340	0	10	0
Pri711	0	0	0	0	0	0	0	0	200	200	0	0
Pri714	2	0	0	0	0	0	5	0	365	0	0	0
Pri715	1	0	90	0	0	150	4	150	330	0	0	0
Pri718	1	0	0	0	0	0	5	0	250	0	10	2
Sub87	3	0	7	0	15	0	17	0	32	24	30	0
Sub92	0									0	0	0
Sub101				10			10	10	10	10	10	10
Urb700							60		365			
Urb743	0	120	0	0	0	0	0	0	0	0	0	0
Urb765	0	0	20	0	0	0	5	0	365	0	0	0
Urb784	0	0	60	0	40	0	10	15	10	10	5	10
Sub619	0	0	0	0	0	0	0	0	280	50	30	40
Sub621	40	0	0	0	0	0	100	0	150	0	2	0
Urb694	0	0	30	0	180	0	30	180	180	0	30	30
Urb701	5	5	30	10	0	2	2	2		0	10	2
Urb714	10		30			50	10		300	1	5	50
Urb720	0	0	10	0	0	0	0	0	300	7	3	0
Urb731	0	0	0	0	0	0	0	0	250	0	3	5
Urb742	0	0	60	0	15	0	0	0	0	0	0	10
Urb750												
Urb756	2	0	0	0	0	0	0	0	365	0	5	50
Urb762	0	0	0	0	0	0	8	20	310	0	85	92
Urb772	1	0	0	0	0	0	0	0	20	0	5	0
Urb775	45	45	45	60	0	72	0	0	365	3	3	0
Urb780												
Urb786	0	0	200	25		90	0	0	350	0	25	0
Urb787	0	0	10	0	0	0	0	0	0	0	0	0
Pri216												
Met142	2	6	60	0	20	0	2	8	20	0	3	10
Met367	1	0	10	0	1	1	4	0		0	0	0
Urb695	0	0	10	0	0	0	0	10	365	20	10	0
Urb769	0	10	0	0	100	0	20	40	190	0	100	30
Met130	3	3	0	0	0	0	5	0	200	0	1	3
Met155												
Met157												
Met319	10	8	20	60	4	0	20	0	365	0	10	5
Urb696	30	0	0	0	0	0	0	365	365	0	0	0
Urb697	0	0	0	0	0	0	0	0	0	0	0	0
Urb782	5	0	30	30	12	48	60		48	0	0	30
Met328	0	0	90		40		10			0	50	90
Met320	0			0	0	0				0		0
Met120		0	0	0	100	0	0	0	200	30	18	20
Met127	8	0	0	0	15	10	5	0		0	5	10
Met329	0	0	0	0	0	80	0	0	200	0	0	0
Sub592	0	0	20	0	3	5	5	0	365	0	0	0
Sub608	10		30	0	25	0	12	0	0	40	0	20
Sub610	6	0	0	0	0	0	0	6	365	0	0	0
Sub626	100	90	30	0	0	0	0	0	365	0	10	2
Sub708	0	0		0	0	0	1	0		0	0	0
Urb730	0	0	30	0	0	0	0	0	365	0	0	0
Urb763	2	6	100	0	0	10	4	100	100	0	20	20
Urb771												
Sub603												
Sub589	5	5	0	0	0	0	1	10	300	0	15	0
Sub612												
Sub714	5	0	0	0	0	0	30			3	60	60
Sub722	0	0	60	0	0	0	0	5	200	0	0	0
Sub728	5	1	20	0	5	1	20	10	100	1	150	150
Sub738	5	30	2	0	80	0	30	0	300	0	3	0
Sub623	0	0	10	0	0	0	0	0	359	0	0	0

NewID	O26D	O26E	O26F	O27	O27O	O28	O29A	O29B	O29C	O29D	O29E	O30
Pri698	0	0	100	3		2	1					6
Pri700	1	0	20	3		1	1					2
Pri702	0	0	0	1	3	3		1			1	5
Pri703	0	0	150	1		0	1					5
Pri705	0	2	100	1	2	1	1					5
Pri707	0	0	50	1		0	1					4
Pri711	0	20	0	1					1			5
Pri714	0	0	150	1		0			1			5
Pri715	5	3	360	1	5	5		1				1
Pri718	0	0	11	2		0		1				5
Sub87	40	0	75	1		0	1					5
Sub92	0	0	0	1		1			1			4
Sub101	5	0	75	4		3	1					3
Urb700				3		0		1				2
Urb743	0	0	87	4		2	1					3
Urb765	0	0	0	6		4	1					2
Urb784	0	0	0	3		3	1					3
Sub619	0	0	80	1		0	1					4
Sub621	0	2	200	3		1				1		5
Urb694	0	0	180	1		0	1					3
Urb701	0	0			1							
Urb714			200	4		3	1					7
Urb720	0	60	0	1		1	1					3
Urb731	0	0	300	0	1				1			3
Urb742	0	0	0	3		3	1					2
Urb750												
Urb756	0	0	100	4		2					1	2
Urb762	0	0	10	3		3			1			5
Urb772	3	2	30	4		2		1				3
Urb775	0	45	0	1	3	1	1					3
Urb780												
Urb786	0	0	50	5		1			1			3
Urb787	0	0	0	1		1		1				3
Pri216												
Met142	30	0	30	1		1	1					5
Met367	0	0	0	7		0	1	1				2
Urb695	40	0	150	0	1		1					5
Urb769	100	0	0	3		1	1					3
Met130	0	1	20	2		2	1					3
Met155												
Met157												
Met319	120	120	120	3		3	1					3
Urb696	0	0	0	4		3			1			4
Urb697	0	0	0	3		2	1					1
Urb782	30	60	60	2		2		1				4
Met328	0	0	0	4		1	1					2
Met320	0	0		2					1			2
Met120	0	30		1		1			1			7
Met127	0	10			1		1					7
Met329	0	0	0	0				1				2
Sub592	0	0	0	1	1	0			1			2
Sub608	0	20	90	2		0			1			5
Sub610	0	0	250	0	1				1			3
Sub626	0	0	250	2		0	1					5
Sub708	0	0	100	1		1	1					5
Urb730	0	0	0	3		0	1					2
Urb763	0	0	0	1	6	2			1			3
Urb771												
Sub603												
Sub589	0	0	365	4		3			1			5
Sub612												
Sub714	60		60	5		0	1					3
Sub722	0	0	50	2		1	1					6
Sub728	20	20	150	4		2	1					6
Sub738	0	0	25	3		1	1					4
Sub623	0	0	0	1		1	1					2

NewID	O31	O32	O33
Pri698	68154	1964	9
Pri700	68154	1969	8
Pri702	68154	1979	
Pri703	68154	1961	11
Pri705	68154	1996	8
Pri707	68154	1963	8
Pri711	68154	1955	6
Pri714	68154	1958	
Pri715	68154	1983	
Pri718	68154	1951	8
Sub87	68164	1989	8
Sub92	68164	1952	5
Sub101	68164	1991	7
Urb700	68005	1985	1
Urb743	68005	1961	6
Urb765	68005	1962	8
Urb784	68005	1971	9
Sub619	68022	1955	7
Sub621	68022	1995	7
Urb694	68046	1966	8
Urb701	68046	1968	4
Urb714	68046	1975	10
Urb720	68046	1993	7
Urb731	68046	1952	2
Urb742	68046	1982	7
Urb750	68046	1997	
Urb756	68046	1983	9
Urb762	68046	1970	8
Urb772	68046	1999	9
Urb775	68046	1965	8
Urb780	68046	1965	
Urb786	68046	1954	6
Urb787	68046	1951	7
Pri216	68102	2003	
Met142	68104	1978	7
Met367	68104	1973	4
Urb695	68105	1963	7
Urb769	68105	1995	6
Met130	68106	1963	
Met155	68106	2002	
Met157	68106	1968	4
Met319	68106	1974	6
Urb696	68107	1959	2
Urb697	68107	1972	6
Urb782	68107	1975	3
Met328	68108	1972	6
Met320	68111	1955	3
Met120	68114	1948	11
Met127	68114	1976	7
Met329	68114	1978	3
Sub592	68116	1951	7
Sub608	68116	1952	
Sub610	68116	1958	7
Sub626	68116	1972	8
Sub708	68116	1957	
Urb730	68117	1964	4
Urb763	68117	1959	7
Urb771	68117	1970	
Sub603	68122	1966	
Sub589	68123	1953	7
Sub612	68123	1978	
Sub714	68123	1990	6
Sub722	68123	1974	8
Sub728	68123	1979	7
Sub738	68123	1992	7
Sub623	68124	1960	6



NewID	Mode	O1A	O1B	O2A	O2B	O2C	O2D	O2E	O2F	O2G	O2H	O2I	O2J	O2K
Sub628	1	21						1	1	1	1	1	1	
Met128	1	26		1		1	1	1	1	1	1		1	1
Met141	1	50						1	1	1	1			
Met145	1	1								1				
Met338	1	47					1	1	1	1	1	1	1	
Met350	1	4						1	1	1				
Met361	1	90				1	1	1	1	1	1	1	1	
Met115	2	1	4					1	1					
Met334	1	11									1	1		
Met341	1	30		1	1	1			1	1	1	1		
Met354	1	4						1	1					
Met364	1	10							1	1	1	1		
Met370	1	1								1				
Sub615	1	30						1	1	1	1	1	1	
Met333	1	13						1	1	1	1	1		
Met359	1	40					1	1	1	1	1			
Met153	2	1	1							1				
Sub701	1	17						1	1	1	1			
Sub713	1	12					1	1	1	1	1	1		
Sub733	1	7							1	1	1			
Sub740	1	60					1	1	1	1	1	1		
Urb718	1	20					1	1	1	1	1	1	1	
Urb788	1	30					1	1	1	1	1	1	1	
Sub594	1	4							1	1		1		
Sub622	2	1	25						1	1	1	1	1	
Sub729	1	1									1			
Sub602	1	10				1	1	1	1	1	1	1		
Sub696	1	1										1		
Sub720	1	6								1	1	1		
Sub704	1	20								1	1	1	1	
Sub739	1	5					1	1	1					
Met143	1	10						1	1		1	1	1	
Met324	1	0	1											
Met327	1	33						1	1	1	1	1		
Urb768	1	40					1	1	1	1	1	1		
Urb795	1	15			1			1	1					
Pri217	1	35						1	1	1	1			
Pri218	2	1	5					1	1					
Pri219	1	7								1	1		1	
Pri228	2	1	45			1	1	1	1	1	1			
Pri230	1	3										1		
Pri232	2	1	15	1	1									
Pri233	2	1				1	1	1	1	1	1			
Pri238	1	30				1	1	1	1				1	
Pri244	2	1	5					1	1	1				
Pri633	1	10						1	1	1	1			
Pri636	1	35			1	1	1	1	1	1	1	1	1	1
Pri637	1	10						1	1			1	1	
Pri639	1	60					1	1					1	1
Pri643	1	2							1			1		
Pri647	1	50		1	1	1	1	1	1	1	1	1		
Pri654	1	30						1	1	1	1	1		
Pri655	1	52								1	1	1	1	1
Pri660	1	18					1	1	1	1	1	1		
Pri663	1	1								1				
Pri665	1													
Pri666	1	20					1	1	1	1	1	1		
Pri670	1	30				1	1	1	1	1	1	1	1	1
Pri671	1	5						1	1	1	1			
Pri676	1	40					1	1	1	1	1	1		
Pri679	1	20			1		1	1	1	1	1	1	1	
Pri680	1	10						1	1	1				
Pri688	1	50					1	1	1	1	1	1		
Sub742	1	5							1	1	1			
Sub585	1	2										1	1	
Sub593	2	1	10					1	1		1	1	1	

NewID	O2L	O3	O4A	O4B	O4C	O5	O6A	O6B	O6C	O6D	O6E	O6F	O6G
Sub628		1	2	3	16	1	0	0	0	0	0	0	0
Met128		1	2	5	19	1	0	0	0	0	0	0	0
Met141		2	50			2	0	0	0	0	0	0	0
Met145		2	0	1	0	2							
Met338		2	27	7	13	1							
Met350		1	4	0	0	2	0	0	1	0	0	0	0
Met361	1	1	80	5	5	2	0	0	0	1	0	0	0
Met115		2	2	2		2				1			
Met334		2	8	2	1	2							
Met341		2	20	10	0	2							
Met354		2	4			2	0	0	0	0	0	0	0
Met364		1	0	7	3	2	0	0	0	0	0	0	0
Met370		2	0	1	0	2	0	0	0	0	0	0	0
Sub615		1	6	12	12	1	0	0	0	0	0	0	0
Met333		1	0	13	0	1	0	0	0	0	0	0	0
Met359		2	30	10		1			6				
Met153		1		1		2							
Sub701		2	10	7		1	0	0	0	0	0	0	0
Sub713			3	2	7	1			3				
Sub733		2	2	5		1	0	0	0	0	0	0	0
Sub740			10	50	5	2	0	0	0	0	0	0	0
Urb718			14	2	4	2	0	0	0	1	0	0	0
Urb788		2	2	2	26	1	0	0	2	0	0	0	0
Sub594		2	3	1	0	2	0	0	0	0	0	0	0
Sub622		2		25		2	0	0	0	0	0	0	0
Sub729		2		1		2	0	0	0	0	0	0	0
Sub602		2	9	1		2							
Sub696		2	0	1	0	1							
Sub720		2	2	4	0	1	0	0	0	0	0	0	0
Sub704				19	1	1							
Sub739		2	1	1	3	1	0	0	0	0	0	0	0
Met143		2	10			2				2			
Met324													
Met327		1	29	33		2	0	0	0	10	0	0	0
Urb768		2	5	25	10	1	0	0	0	0	0	0	0
Urb795		2	2	2	11	1	0	0	0	0	0	0	0
Pri217			20	15		2				2			
Pri218		3		4		2	0	0	0	0	0	0	0
Pri219		2	0	7	0	2	0	0	0	0	0	0	0
Pri228		2	10	35		2	0	0	0	1	0	0	0
Pri230		2	1	2	0	1	0	0	0	0	0	0	0
Pri232	1	2	3	8	6	2				1			
Pri233		2	4	2	0	2	0	0	0	0			
Pri238		2	15		15	1	0	0	0	7	0	0	0
Pri244		2	5			2							
Pri633		1	6		4	2	1	0	0	0	0	0	0
Pri636		2	35	0	0	2	10			5			
Pri637		2	8	2	0	2	2						
Pri639		1	50	10		2	0	0	0	10	0	0	0
Pri643		1		2		2							
Pri647	1	2	50	20		1							
Pri654		2	5	20	5	2							
Pri655	1	1	52			2	2	0	1	8	0	0	2
Pri660		1	8	9	1	1	1	0	0	1	0	0	0
Pri663		2	1	0	0	2	0	0	0	0	1	0	0
Pri665													
Pri666		1	20			1							
Pri670		2	25		5	2	15						
Pri671		2	2	3		2	0	0	0	0	0	0	0
Pri676		2	14	21	5	1	4	0	0	0	0	0	0
Pri679		2	2	19		2	0	0	0	0	0	0	0
Pri680		1	10	0	0	2	0	0	0	0	0	0	0
Pri688		1	50			1							
Sub742			5			2	0	0	0	0	0	0	0
Sub585		2	1	1		1	0	0	0	0	0	0	0
Sub593		2				2							

[illegible]

NewID	O6T	O6U	O6V	O7A	O7B	O7C	O7D	O7E	O7F	O7G	O7H	O7I
Sub628	0	0	0	0	0	0	0	0	0	0	0	0
Met128	0	0	0	0	0	0	0	0	0	0	0	0
Met141	2	0	2	0	0	0	0	0	0	0	0	0
Met145												
Met338									4			
Met350	1	0	0	0	0	0	0	0	0	0	0	0
Met361	20	2	1	0	0	0	0	0	0	0	0	0
Met115	1											
Met334	4										2	
Met341	2		2		1							
Met354	2	0	0	0	0	0	0	0	0	0	0	0
Met364	0	0	0	0	0	0	0	0	0	0	0	0
Met370	0	0	0	0	0	0	0	0	0	0	0	0
Sub615	0	0	6	0	0	0	0	0	0	0	0	0
Met333	0	0	0	0	0	2	0	0	0	0	0	0
Met359	3		2							2		
Met153												
Sub701	1	0	0	0	0	0	0	0	0	0	7	0
Sub713												
Sub733	0	0	0	0	0	5	0	0	0	0	0	0
Sub740	0	0	0	0	0	0	0	0	0	0	0	0
Urb718	6	0	0	0	1	0	0	1	0	0	0	0
Urb788	0	0	0	0	1	0	0	0	0	0	0	0
Sub594	0	0	3	0	0	0	0	0	0	0	0	0
Sub622	0	0	0	0	0	0	0	25	0	0	0	0
Sub729	0	0	0	0	0	0	0	0	0	0	0	0
Sub602												
Sub696												
Sub720	2	0	0	0	0	0	0	0	0	0	0	0
Sub704												
Sub739	1	0	0	0	0	0	0	0	0	0	0	0
Met143												
Met324												
Met327	5	0	1	0	0	0	0	0	0	0	0	0
Urb768	0	0	0	0	0	0	0	0	0	0	5	0
Urb795	2	0	0	0	0	0	0	0	0	0	0	0
Pri217	2		3									
Pri218	0	0	0									
Pri219	0	0	0	0	0	0	0	0	0	0	0	0
Pri228	0	0	1	0	0	0	0	0	0	0	0	0
Pri230	0	0	0	0	0	0	0	0	0	0	0	0
Pri232			1									
Pri233	4											
Pri238	0	0	0	0	0	0	0	0	0	0	0	0
Pri244												
Pri633	0	0	5	0	0	0	0	0	0	0	0	0
Pri636	2		5									
Pri637	2											
Pri639	0	0	20	0	0	0	0	0	0	0	0	0
Pri643												
Pri647												
Pri654			5									
Pri655	2	8	2	0	0	0	0	0	0	0	0	0
Pri660	10	0	2	0	0	0	0	0	0	0	0	0
Pri663	0	0	0	0	0	0	0	0	0	0	0	0
Pri665												
Pri666	9		10									
Pri670												
Pri671	0	0	1	0	0	0	0	0	0	0	0	0
Pri676	2	0	0	0	5	0	0	0	0	0	0	0
Pri679	1	0	0	0	0	0	0	0	0	0	0	0
Pri680	6	0	0	0	0	0	0	0	0	0	0	0
Pri688	20		20									
Sub742	0	0	0	0	0	0	0	0	0	0	0	0
Sub585	0	0	0	0	0	0	0	0	0	0	0	0
Sub593					2							

NewID	O7J	O7K	O7L	O7M	O7N	O7O	O7P	O8A	O8B	O8C	O8D	O8E
Sub628	0	0	0	0	0	0	0	0	0	0	0	0
Met128	0	0	0	0	0	0	0	0	0	0	0	0
Met141	0	0	0	0	0	0	0	0	0	0	0	0
Met145												
Met338												2
Met350	0	0	0	0	0	0	0	0	0	0	0	0
Met361	0	0	0	0	0	0	0	0	0	0	0	0
Met115												
Met334												
Met341												
Met354	0	0	0	0	0	0	0	0	0	0	0	0
Met364	0	0	0	0	0	0	0	0	0	0	0	0
Met370	1	0	0	0	0	0	0	0	0	0	0	0
Sub615	0	0	4	0	8	0	0	0	0	0	0	0
Met333	0	0	1	0	0	0	0	0	0	7	0	0
Met359									1			3
Met153												
Sub701	0	0	0	0	0	0	0	0	0	0	0	0
Sub713												
Sub733	0	0	0	0	0	0	0	0	0	0	0	0
Sub740	0	0	0	0	0	0	0	0	0	0	0	3
Urb718	0	0	0	0	0	0	0	0	0	0	0	0
Urb788	0	0	0	0	1	0	0	0	0	0	0	0
Sub594	0	0	0	0	0	0	0	0	0	0	0	0
Sub622	0	0	0	0	0	0	0	0	0	0	0	0
Sub729	0	0	0	0	0	0	0	0	0	0	0	0
Sub602												
Sub696												
Sub720	0	0	0	0	0	0	0	0	0	0	0	0
Sub704												
Sub739	0	0	0	0	0	0	0	0	0	0	0	0
Met143												
Met324												
Met327	0	0	0	0	0	0	0	0	0	0	0	0
Urb768	0	0	0	0	0	0	0	0	0	0	0	1
Urb795	0	0	0	0	2	0	0	0	0	0	0	0
Pri217									1			
Pri218												
Pri219	0	0	0	0	0	0	0	0	0	0	0	0
Pri228	0	0	0	0	0	0	0	0	0	0	0	0
Pri230	0	0	0	0	0	0	0	0	0	0	0	0
Pri232												
Pri233												
Pri238	0	0	0	0	0	0	0	0	0	0	0	0
Pri244												
Pri633	0	0	0	0	0	0	0	0	0	0	0	0
Pri636												
Pri637												
Pri639	0	0	0	0	0	0	0	0	0	0	0	0
Pri643												
Pri647												
Pri654												
Pri655	0	0	0	0	0	0	0	0	2	0	0	0
Pri660	0	0	0	0	0	0	0	0	0	0	0	0
Pri663	0	0	0	0	0	0	0	0	0	0	0	0
Pri665												
Pri666								0	3	0	0	0
Pri670												
Pri671	0	0	0	0	0	0	0	0	0	0	0	0
Pri676	0	0	0	0	0	0	0	0	1	0	0	0
Pri679	0	0	0	0	0	0	0	0	0	0	0	0
Pri680	0	0	0	0	0	0	0	0	0	0	0	0
Pri688									5			
Sub742	0	0	0	0	0	0	0	0	0	0	0	0
Sub585	0	0	0	0	0	0	0	0	0	0	0	0
Sub593												

NewID	O8F	O8G	O8H	O8I	O8J	O8K	O8L	O9A	O9B	O9C	O9D	O9E	O10A
Sub628	0	0	0	0	0	0	0	2	1	2	1	2	1
Met128	0	0	3	0	0	0	0	1	1	2	2	1	1
Met141	0	0	0	0	0	0	0	1	2	2	2	2	1
Met145								1	2	2	2	2	1
Met338								1	1				1
Met350	0	0	1	0	0	0	0	1	1	2	2	2	1
Met361	0	0	0	0	0	0	0	1	1	2	2	1	1
Met115								1					1
Met334								1					1
Met341								1	2	1	2	1	1
Met354	0	0	0	0	0	0	0	1					2
Met364	0	0	0	0	0	0	0	1	2	2	2	2	1
Met370	0	0	0	0	0	0	0	1	2	2	2	2	1
Sub615	0	0	0	0	0	0	0	1	1	2	2	2	1
Met333	0	0	0	0	0	1	0	1	2	1	2	2	1
Met359								1					1
Met153								2	2	2	2	2	2
Sub701	0	0	0	0	0	0	0	1	2	2	2	2	1
Sub713									1				1
Sub733	0	0	0	0	0	0	0	1	1	2	2	2	1
Sub740	0	0	0	0	0	0	0	1	2	2	2	2	1
Urb718	0	0	2	0	0	0	0	1	1				1
Urb788	0	0	0	0	0	0	0		1				1
Sub594	0	0	0	0	0	0	0	1		1			1
Sub622	0	0	0	0	0	0	0		1				1
Sub729	0	0	0	0	0	0	0	1	2	2	2	2	1
Sub602								1	2	2	2	2	1
Sub696													
Sub720	0	0	2	0	0	0	0	1					1
Sub704								1	1				
Sub739	0	0	0	0	0	0	0	1	2	2	2	2	1
Met143								1	2	2	2	2	1
Met324													
Met327	0	0	0	0	0	0	0	1	1	2	2	2	1
Urb768	0	0	0	0	0	0	0	1	2	1	2	2	1
Urb795	0	0	0	0	0	0	0		1			1	1
Pri217			1					1	1	2	2	2	1
Pri218								1	2	2	2	2	2
Pri219	0	0	0	0	0	0	0	1	2	2	2	2	2
Pri228	0	0	10	0	0	0	0	1	1	1	2	2	1
Pri230	0	0	0	0	0	0	0	1	2	2	2	2	1
Pri232										1		1	1
Pri233								1	2	2	2	2	1
Pri238	0	0	0	0	0	0	0			1			1
Pri244								1					
Pri633	0	0	0	0	0	0	0	1	2	2	2	2	1
Pri636								1	1	2	2	2	
Pri637								1		1			1
Pri639	0	0	0	0	0	0	0	1		1			1
Pri643								1					1
Pri647								1	2	2	2	1	1
Pri654								1	1	2	2	2	1
Pri655	0	0	1	0	0	0	0	1	1	2	2	2	1
Pri660	0	0	0	0	0	0	0	1	2	1	2	2	1
Pri663	0	0	0	0	0	0	0	1	2	2	2	2	1
Pri665													
Pri666	0	0	4	0	0	0	0	1					1
Pri670			5					1		1			1
Pri671	0	0	0	0	0	0	0	1	2	2	2	2	2
Pri676	0	0	1	0	0	0	0	1	1	2	2	2	1
Pri679	0	0	0	0	0	0	0	1	1		1	1	1
Pri680	0	0	0	0	0	0	0	1	1	2	2	2	1
Pri688			3					1					1
Sub742	0	0	0	0	0	0	0	1	2	2	2	2	2
Sub585	0	0	0	0	0	0	0	1					1
Sub593			2					1		1			1

NewID	O10B	O11A	O11B	O11C	O11D	O11E	O11F	O11G	O11H	O11I	O11J	O11K	O11L
Sub628	1	2	2	1	1	1	1	2	1	2	2	2	2
Met128	1	2	2	1	2	1	1	2	2	2	2	2	1
Met141	2	2	2	1	2	1	1	2	2	2	2	2	1
Met145	2	2	2	2	2	2	2	2	2	2	2	2	2
Met338		1	1	1					1	1			1
Met350	2	2	2	2	2	1	1	2	2	2	2		1
Met361	2	2	2	1	1	1	1	2	1	2	1	1	2
Met115				1		1	1						
Met334				1				1					
Met341	2			1	1		1						1
Met354	2	2	2	1	1	1	1	2	2	2	2	2	2
Met364	2	2	2	2	1	2	1	2	2	2	2	2	2
Met370	2	2	2	2	2	2	2	2	2	2	2	2	2
Sub615	1	2	2	1	2	1	1	2	1	2	1	2	1
Met333	2	1	2	2	2	1	1	1	1	2	2	2	2
Met359		1	1	1	1	1	1	1	1				1
Met153	2	2	2	1	1	1	2	2	2	2	2	2	1
Sub701		1	1	1	1	1	1	2	1	2	1		1
Sub713				1							1		
Sub733	2	2	1	1	1	2	2	2	1	2	2	2	2
Sub740	2	2	2	1	1	1	1	1	2	2	2	2	1
Urb718	1	1	1	1	2	1	1	2	1	2	2	2	1
Urb788	2	2	2	1	2	2	2	2	1	2	2	2	1
Sub594	2					1							
Sub622		1	1	1					1		1		1
Sub729	2												
Sub602	1	2	2	1	1	1	1	2	2	2	2	2	2
Sub696													
Sub720		2	2	1	1	1	1	2	1	2	2	2	1
Sub704	1						1						
Sub739	2	1	1	1	1	1	1						
Met143	2			1									
Met324													
Met327	2	2	2	1	1	1	1	2	1	2	2	2	2
Urb768	1	2	2	1	1	1	1	2	1	2	1	2	2
Urb795	2	2	2	2	2	1	1	2	1	2	1	2	2
Pri217	1	1	1	1	1	1	1						
Pri218	1	2	2	1	1	1	1	2	1	2	2	2	2
Pri219	2			1		1							
Pri228	1	2	2	1	1	1	1	2	2	2	2	2	1
Pri230	2	2	2	1	1	1	1	1	1	2	2	2	1
Pri232	2	2	2	2	2	1	1	2	1	2	2	2	2
Pri233	2	2	2	1	1	1	1	2	2	2	2	2	2
Pri238		2	2	2	2	1	1	2	1	2	1	1	2
Pri244						1							
Pri633	2	2	2	1	2	1	1	2	2	2	2	2	1
Pri636		1		1		1	1		1				
Pri637				1		1	1						
Pri639	2	1		1	1		1		1		1		
Pri643													
Pri647	1	2	2	1	1	1	1	1			1		1
Pri654	2	1	2	2	1	1	1	2	2	2	2	2	2
Pri655	2	1	1	1	1	1	1	2	2	2	2	2	1
Pri660	2	2	2	1	2	1	1	2	1	2	2	2	1
Pri663	2	2	2	1	1	2	2	1	2	2	2	2	1
Pri665													
Pri666		1		1	1	1	1	1	1	1			1
Pri670	1			1		1	1						1
Pri671	2	2	2	1	1	1	2	2	1	2	2	2	2
Pri676	2	1	1	1	1	1	1	2	1	2	1	1	1
Pri679	1	2	2	1	1	2	1	2	2	2	1	1	1
Pri680	2	2	2	1	2	1	1	2	2	2	2	2	1
Pri688		1		1		1	1	1	1	1			1
Sub742	2	2	2	2	2	2	2	2	2	2	2	2	1
Sub585	2	2	2	2	2	1	2	2	2	2	2	2	2
Sub593	1			1	1		1						1

[illegible]







NewID	O19d	O18e	O19e	O18f	O19f	O18g	O19g	O18h	O19h	O20	O21	O22A	O22B
Sub628				2	2					1	3	4	3
Met128				1	2					1		4	3
Met141				2	1					1		2	1
Met145				1	2					1	8	3	4
Met338				1	2					1	12	4	5
Met350				1	2					2	12	3	2
Met361				1	1					1	3	3	3
Met115				1	1					2	3	2	4
Met334				1	2					2		4	3
Met341				1	1					1	12	4	2
Met354				2	1					2	3	3	4
Met364				2	1					1	27	2	3
Met370				1	1					4	27	3	1
Sub615				1	2					2		4	1
Met333				2	1					3	20	4	2
Met359				2	2					1	8	3	3
Met153				2	2					3	3	3	3
Sub701				2	1					2	5	4	3
Sub713				1	2					1		2	4
Sub733				2	1					3	2	4	3
Sub740				1	2					1		2	2
Urb718				2	1					1	3	4	3
Urb788				1	1					1		3	4
Sub594				2	2					2	20	3	4
Sub622				2	1					1	27	3	1
Sub729				2	1					3	27		
Sub602				2	2					3	3	4	4
Sub696				1	1					2	8	4	2
Sub720				1	2					2	8	2	1
Sub704				1	1					3		5	2
Sub739				1	1					1	3	4	4
Met143				1	1					2		2	4
Met324				2	2					3	13	4	2
Met327				1	1					1	3	4	4
Urb768				2	1					2	3	2	3
Urb795				1	2					3		3	2
Pri217				1	1					1		3	2
Pri218				1	1					2	3	3	3
Pri219				2	2					2	23	3	3
Pri228				1	2					1	13	1	1
Pri230				2	2					3	3	4	3
Pri232				1	1					2	8	1	3
Pri233				2	1					3	27		
Pri238				1	1					1	8	3	4
Pri244													
Pri633				2	1					2	5	4	2
Pri636				2	1					1	3	2	4
Pri637				2	1					3	3	4	2
Pri639				1	2					2		3	1
Pri643				2	1					3	27		
Pri647				1	1					1	3	5	4
Pri654				2	2					2		3	2
Pri655				1	1					1	13	3	1
Pri660				1	1					2	6	4	2
Pri663				1	2					1	14	3	4
Pri665													
Pri666				2	2					1	8	1	5
Pri670				1	1					1		4	1
Pri671				2	2					2		3	5
Pri676				2	1					2	3	4	2
Pri679				1	1					1		3	1
Pri680				2	1					2	27	2	3
Pri688				2	2					1	8	1	5
Sub742				1	2					1		5	3
Sub585				2	1					2	5	3	3
Sub593				2	1					1	6	5	3

NewID	O22D	O22E	O22F	O22G	O22H	O22I	O22J	O22K	O22L	O22M	O23A	O23B	O23C
Sub628	2	3	3	1	1	3	3	3	4	2	4	4	3
Met128	4	5	3	2	4	3	4	3	4	4	5	3	4
Met141	5	2	4	3	3	2	3	2	3	3	4	4	4
Met145	5	4	3	2	3	3	3	4	4	3	4	4	4
Met338	5	2	1	1	1	5	5	5	5	1	3	4	2
Met350	4	4	4	2	3	3	4	2	4	4	2	4	2
Met361	3	3	4	1	2	4	2	2	3	1	2	5	2
Met115	4	4	4	2	4						4	4	4
Met334	4	3	3	4	3	4	4	4	4	3	4	4	3
Met341	4	3	2	3	2	4	4	4	4	2	3	4	3
Met354	4	4	3	2	3	2	3	4	4	3	4	4	3
Met364	5	5	3	2	2	4	4	4	4	3	4	2	4
Met370	4	3	3	2	3	3	3	3	3	3	5	4	3
Met615	4	4	4	3	4	4	2	2	2	4	1	4	4
Met333	3	4	2	3	2	4	4	4	3	4	4	2	4
Met359	4	4	4	4	5	2	3	2	2	4	4	3	5
Met153	4	4	3	3	4	3	3	3	3	4	3	4	4
Sub701	5	4	2	3	2	4	4	4	4	2	4	3	3
Sub713	5	5	4	4	5	2	2	2	4	5	2	4	3
Sub733	4	3	4	3	4	3	3	3	3	4	2	3	3
Sub740	4	4	4	2	3	2	3	4	4	4	4	2	2
Urb718	4	3	2	4	2	3	3	4	3	2	4	4	2
Urb788	5	5	4	2	4		2	5	4	5	2	4	4
Sub594	3	4	3	4	3	3	3	3	3	4	4	4	3
Sub622	5	5	5	1	1	2	2	2	2	3	3	4	3
Sub729													
Sub602	4	4	2	4	2	2	2	2	2	3	2	4	4
Sub696	3	2	2	2	2	4	4	3	4	2	2	4	4
Sub720	4	3	3	2	4	3	3	2	2	4	4	4	1
Sub704	5	3	2	2	2	4	4	4	4	2	4	2	3
Sub739	4	5	5	5	1	3	4	2	4	3	5	4	3
Met143	4	4	4	2	2	3	3	2	3	2	4	2	2
Met324	4	4	5	4	4	4	4	4	4	2	4	4	4
Met327	5	5	3	3	1	4	3	4	3	1	4	4	4
Urb768	5	4	4	3	5	3	2	2	3	5	5	4	2
Urb795	4	4	4	3	3	2	3		3	3	2	1	2
Pri217	4	3	4	3	3	3	3	2	3	4	3	4	4
Pri218	4	3	3	3	3	3	3	3	3	4	3	4	3
Pri219	3	3	4	3	3	3	4	3	3	4	2	4	4
Pri228	5	5	2	1	2	3	4	4	4	2	4	4	3
Pri230	3	3	5	4	3	4	4	4	4	2	5	5	5
Pri232	5	3	5	2	5	1	3	1	3	5	3	3	3
Pri233											5	2	3
Pri238	5	5	4	4	5	3	4	4	4	5	3	3	3
Pri244													
Pri633	4	4	2	2	1	2	3	3	3	2	2	4	4
Pri636	5	3	4	1	3	4	4	2	5	4	4	4	3
Pri637	4	3	3	4	2	3	3	3	4	3	2	3	3
Pri639	3	3	2	3	1	3	3	3	3	3	4	4	4
Pri643													
Pri647	4	3	2	4	2	3	3	4	4	2	2	4	3
Pri654	5	4	3	3	2	3	4	3	4	2	2	4	3
Pri655	5	5	5	1	2	3	4	2	4	4	1	5	3
Pri660	2	4	3	2	2	2	2	4	2	4	2	4	4
Pri663	4	4	4	2	4	3	4	4	4	4	2	2	4
Pri665													
Pri666	4	2	1	4	5	3	4	2	4	5	2	3	5
Pri670	5	5	3	1	3	4	3	3	5	3	2	4	2
Pri671	5	3	3	5	3	3	5	5	3	3	1	3	5
Pri676	4	4	3	1	2	3	4	3	4	2	4	4	4
Pri679	5	1	3	1	1	3	1	3	1	1	5	5	1
Pri680	5	5	5	2	3	1	3	1	3	3	2	3	
Pri688	4	2	5	5	5	3	4	5	4	5	1	4	5
Sub742	5	3	3	3	2	4	4	2	2	3	4	5	4
Sub585	4	3	3	4	3	4	3	4	3	3	2	3	4
Sub593	4	3	3	3	3	3	3	3	3	3	5	3	3

NewID	O23D	O23E	O23F	O23G	O23H	O23I	O23J	O23K	O23L	O23M	O23N	O23O	O23P
Sub628	1	4	5	2	3	2	3	3	4	4	4	2	4
Met128	1	4	5	1	3	2	3	5	5	3	2	1	3
Met141	2	5	5	4	4	2	2	3	5	3	3	2	3
Met145	2	2	3	4	2	2	4	4	4	2	3	2	3
Met338	1	2	5	1	4	1	5	1	5	5	2	2	3
Met350	1	1	4	4	4	2	4	2	4	4	4	2	4
Met361	1	4	5	2	4	1	4	2	5	4	3	1	3
Met115	2	3	4	2	2	2	4	2	4	4	3	2	4
Met334	2	3	4	2	4	3	3	3	4	4	3	3	3
Met341	2	3	4	2	3	3	2	3	4	4	3	3	2
Met354	2	4	4	2	4	2	4	3	4	3	4	4	3
Met364	1	5	5	2	4	1	2	2	5	1	2	2	2
Met370	3	3	5	3	4	1	3	5	5	3	3	3	3
Sub615	1	5	2	4	4	4	4	1	4	4	4	4	4
Met333	2	2	2	2	4	4	2	3	2	2	3	2	4
Met359	2	4	2	3	5	3	5	3	2	4	3	5	4
Met153	2	4	5	5	4	2	4	3	4	4	3	3	4
Sub701	2	4	4	2	3	2	3	3	4	4	3	3	3
Sub713	5	4	5	4	3	1	4	2	5	4	4	2	4
Sub733	4		2	5	3	5	2	1	2	3	5	4	5
Sub740	2	4	4	4	4	2	4	2	4	4	2	2	4
Urb718	1	4	5	1	3	1	1	3	5	3	4	4	5
Urb788	1	4	5	3	4	2	4	2	4	5	4	2	4
Sub594	2	4	3	5	3	3	2	3	3	4	3	3	4
Sub622	1	1	5	1	5	1	4	2	5	3	2	2	4
Sub729													
Sub602	2	4	4	2	3	2	3	3	4	4	3	2	4
Sub696	4	4	2	4	2	4	3	1	2	5	4	4	4
Sub720	1	5	4	2	3	2	4	2	4	4	4	2	5
Sub704	1	4	4	2	3	3	2	4	4	2	2	2	2
Sub739	4	4	4	1	4	4	4	4	3	3	2	2	2
Met143	1	5	4	2	4	2	3	4	4	4	2	2	2
Met324	2	4	4	4	4	4	4	5	5	5	4	4	4
Met327	1	4	5	2	4	1	3	3	5	3	3	2	3
Urb768	3	4	5	4	5	3	3	4	5	3	2	1	3
Urb795	4	4	2	4	5	5	4	2	1	3	4	4	4
Pri217	1	5	5	3	5	1	3	3	5	3	4	3	4
Pri218	3	4	4	4	3	2	4	3	3	3	4	4	4
Pri219	3	4	3	5	4	3	3	2	3	3	4	4	5
Pri228	2	2	4	2	4	3	4	4	4	3	3	3	4
Pri230	5	5	2	5	4	5	2	1	1	5	5	5	5
Pri232	1	2	5	4	5	2	2	2	5	2	2	1	3
Pri233	3	3	3	4	3	2	3	4	4	2	3	3	3
Pri238	3	4	3	5	4	4	3	3	2	4	3	3	5
Pri244													
Pri633	1	5	5	5	5	1	4	2	5	2	4	4	2
Pri636	1	5	5	2	4	1	3	3	5	4	5	1	2
Pri637	1	4	5	4	4	1	3	2	5	3	4	1	4
Pri639	1	3	5	3	5	1	5	3	5	4	3	3	2
Pri643													
Pri647	2	4	3	3	4	3	3	3	4	3	4	4	3
Pri654	2	4	5	4	3	2	4	2	4	3	4	3	4
Pri655	1	3	5	5	5	1	5	1	5	3	3	1	5
Pri660	2	4	4	2	4	2	4	2	4	4	4	2	4
Pri663	1	5	5	4	4	1	2	2	5	4	5	4	5
Pri665													
Pri666	2	4	3	4	5	5	4	2	2	3	5	4	4
Pri670	1	5	5	3	4	1	5	2	5	4	4	1	3
Pri671	2	4	5	5	4	1	2	1	5	1	3	2	5
Pri676	1	4	5	4	3	2	2	2	4	3	5	3	3
Pri679	1	5	5	1	5	1	5	3	5	5	3	2	4
Pri680	1	5	4	2	3	2	2	2	5	3	4	3	5
Pri688	1	4	3	5	3	4	2	1	2	3	5	4	5
Sub742	2	3	3	2	2	4	3	3	3	2	2	2	3
Sub585	2	4	4	4	3	2	2	2	4	2	4	3	4
Sub593	3	3	3	1	3	3	4	4	4	3	3	3	3

NewID	O24A	O24B	O24C	O24D	O24E	O24F	O24G	O24H	O24I	O24J	O24K	O24L
Sub628	21	0	0	0	0	0	0	0	0	0	0	0
Met128	26	3	0	2	0	26	2	0	0	6	0	0
Met141	50	0	15	20	5	0	0	0	0	0	0	0
Met145	1	0	0	0	0	5	2	0	0	0	0	0
Met338	47	0	0	0	14	0	0	0	0	1		1
Met350	4	0	1	1	0	20	0	0	0	0	0	3
Met361	83	7	0	0	2	0	0	0	0	0	0	0
Met115	4					2					3	3
Met334	11				3		6					
Met341	28	2	0	0	1	0	4	10	5	0	0	5
Met354	6	0	0	0	2	0	0	0	1	1	0	1
Met364	10	0	0	0	2	0	0	0	1	3	2	4
Met370	1	0	0	0	7	0	0	0	0	0	0	0
Sub615	30	0	0	0	15	10	0	0	1	2	0	0
Met333	13	0	0	0	11	20	90	1	2	0	0	100
Met359	40	0	0	0	3	0	5	0	2	4	0	2
Met153	1	0	0	0	2	2	0	0	0	0	0	0
Sub701	17	0	0	0	2	2	0	0	0	0	0	20
Sub713	12											
Sub733	7	0	0	0	7	0	3	0	0	7	3	15
Sub740	65	0	0	0	0	0	0	0	0	0	0	0
Urb718	20	0	0	0	5	0	0	0	0	0	1	1
Urb788	30	0	0	10	30	0	0	0	0	5	0	0
Sub594	4	0	0	0	0	0	0	0	4	0	0	0
Sub622	25	0	0	0	0	0	0	0	0	0	0	0
Sub729												
Sub602	10	0	10	2	8	2	2	0	1	2	0	12
Sub696	1	0	0	0	0	0	1	0	0	0	2	5
Sub720	6	0	0	3	2	0	0	0	2	0	0	2
Sub704	20		5	10	20	2	0	0	5	10	3	30
Sub739	1	0	14	7	6	0	0	2	0	3	14	60
Met143	10	0	0	0	0	5	1	0	0	0	2	20
Met324	0	0	0	0	0	0	0	0	0	0	0	0
Met327	33	0	0	10	0	0	0	0	3	0	0	0
Urb768	40	0	2	2	5	0	30	0	10	2	5	10
Urb795	11	4	0	0	0	0	0	0	0	0	0	0
Pri217	35	0	0	3	5	20	0	0	0	7	0	1
Pri218	4	0	6	1	0	0	0	0	0	0	0	0
Pri219	7	0	0	1	12	0	10	0	0	6	0	1
Pri228	40		50	100	0	0	0	0	0	20	0	4
Pri230	3	0	0	0	3	3	0	0	0	0	0	2
Pri232	2	11	6	0	10	20	0	0	10	0	0	0
Pri233	7											15
Pri238	30	0	0	0	0	10	0	0	75	0	0	0
Pri244												
Pri633	10	0	0	1	8	0	30	0	0	0	3	30
Pri636	35	0	0	0	0	0	0	0	0	0	0	0
Pri637	10	0	0	0	5	0	0	0	10	0	0	0
Pri639	60	0	0	0	0	0	0	0	0	0	0	0
Pri643												
Pri647	50	20	20	3	0	1	0	0	0	0		0
Pri654					18		18					25
Pri655		0	0	0	0	0	0	0	0	10	0	10
Pri660	18	0	0	0	0	2	2	0	20	0	0	5
Pri663	1	0	0	0	0	0	0	0	0	0	0	0
Pri665												
Pri666	20	0	20	0	10	0	0	0	0	60	0	0
Pri670	30	0	0	0	0	2	2	0	10	0	0	2
Pri671	5	0	0	0	3	2	0	6	0	0	0	15
Pri676	40	0	2	5	7	0	5	0	0	10	0	30
Pri679	19	2										
Pri680	10	0	0	0	6	35	0	0	2	0	8	6
Pri688	50	0	45	0	10	0	0	0	0	60	0	30
Sub742	5	0	0	0	0	0	0	0	0	0	0	6
Sub585	2	0	0	0	4	0	3	0	0	0	3	30
Sub593	10		30	20	20	60	20		30			30

NewID	Q24M	Q25A	Q25B	Q25C	Q25D	Q25E	Q25F	Q25G	Q25H	Q26A	Q26B	Q26C
Sub628	0	0	30	30	0	0	4	0	20	0	0	0
Met128	5	10	10	0	0	0	0	0	365	3	0	0
Met141	0	0	0	0	0	0	0	0	30	4	10	50
Met145	0	0	30	0	0	0	3	0	365	0	10	0
Met338	0	0	50	0	0	0	0	0	0	4	2	160
Met350	13	10	15	0	0	0	5	8	100	0	3	0
Met361	0	0	5	0	15	0	1	0	365	0	0	0
Met115	5											
Met334					70		8			25	20	20
Met341	10	0	3	0	5	0	5	0	100	0	25	20
Met354	2	0	19	0	5	0	4	0	75	0	7	0
Met364	0	0	8	0	0	0	0	0	365	0	20	0
Met370	7	2	0	0	7	0	2	4	200	0	0	2
Sub615	20	0	90	0	0	0	2	0	350	0	4	40
Met333	75	5	80	0	4	30	15	5	320	0	35	0
Met359	2	0	0	0	0	0	4	1	1	0	2	2
Met153	3	2	24	0	2	6	2	2	10	2	5	0
Sub701	1	0	0	0	0	2	4	0	200	0	3	0
Sub713			30						365		10	
Sub733	0	0	20	0	0	0	7	0	175	0	5	80
Sub740	10	0	10	0	20	0	5	0	150	0	20	30
Urb718	4	0	0	0	0	0	0	0	330	0	0	0
Urb788	0	0	20	0	0	0	0	0	200	25	4	0
Sub594	0	0	90	20	90	0	5	0	365	0	25	20
Sub622	0	0	0	0	0	0	0	0	0	10	5	0
Sub729												
Sub602	2	30	2	14	0	14	14	0	14	2	5	14
Sub696	0									0	20	0
Sub720	1	0	365	0	10	0	3	0	150	3	2	0
Sub704	10	5	20	0	360	3	5	40	200	2	2	15
Sub739	30	0	124	0	30	0	0	125	220	10	2	0
Met143	15	5	50	0	0	0	2	0	100	0	10	0
Met324	0	0	0	0	0	0	0	0	0	0	0	0
Met327	1	0	0	0	0	0	2	0	100	25	2	0
Urb768	20	10	30	0	10	0	5	0	300	0	15	90
Urb795	0	0	40	30	0	0	0	0	365	0	10	20
Pri217	0	100	0	0	150	0	30	10		0	75	0
Pri218	0											
Pri219	0	0	0	0	0	0	0	2	104	0	5	0
Pri228	6											
Pri230	2	1		0	0	0	0	0	2	0	25	0
Pri232	50	0	20	0	5	0	6	0	300	25	0	0
Pri233							5				5	
Pri238	0	45	10	0	0	0	0	0	0	0	3	0
Pri244												
Pri633	1	2	10	10	0	2	6	0	100	0	0	30
Pri636	0	5	100	0	0	0	0	0	300	25	20	20

NewID	Q26D	Q26E	Q26F	Q27	Q27O	Q28	Q29A	Q29B	Q29C	Q29D	Q29E	Q30
Sub628	0	0	14	2		1			1			5
Met128	0	0	10	0			1					5
Met141	0	0	0	2		1	1					2
Met145	0	0	10	3		1	1					2
Met338	0	340	0	2		2	1					5
Met350	0	0	100	2		2	1					3
Met361	0	0	120	1		1	1					5
Met115												
Met334	0	40	10	1		0			1			6
Met341	20	20	100	4		4				1		2
Met354	0	0	100	2		1	1					7
Met364	0	0	7	2		2	1					6
Met370	0	0	110	1		0			1			4
Sub615	0	0	72	1		1			1			5
Met333	0	20	250	1		1			1			3
Met359	0	0	3	2		0	1					
Met153	0	0	7	1	1	0		1				5
Sub701	20	20	45	3		1					1	2
Sub713			365	1		0	1					5
Sub733	0	10	150	4		4	1					6
Sub740	0	0	170	2		0			1			3
Urb718	0	2	235	1		0	1					4
Urb788	0	0	250		1		1					4
Sub594	0	0	0	4		0	1					6
Sub622	0	10	150	1	1	0	1					5
Sub729												
Sub602	0	4	30	3		3						5
Sub696	0	0	20	1		0	1					3
Sub720	0	0	5		1		1					3
Sub704	0	0	0	3		0	1					3
Sub739	0	0	365	1		1	1					5
Met143	0	20	50	5		2	1					6
Met324	0	0	0	5		0	1					1
Met327	0	25	250	1		1			1			4
Urb768	0	10	30	3		2	1					3
Urb795	0	0	200	1		1	1					2
Pri217	10	10	300	2		0	1					5
Pri218						3						
Pri219	0	3	150	3		0	1					5
Pri228												
Pri230	0	0	25	1			1					5
Pri232	0	25	50	1	1	1	1					4
Pri233	30		30	1	5	4		1				3
Pri238	0	0	0	1		0	1					4
Pri244												
Pri633	0	5	60	6		6				1		5
Pri636	0	25	160	3		1	1					3
Pri637	0	20	5	2		1	1					5
Pri639	0	0	0	1		0			1			5
Pri643												
Pri647	60	0	0	2		1					1	2
Pri654				5		3	1					2
Pri655	0	0	4	5		4	1					3
Pri660	50	5	50	2		0	1					4
Pri663	30	20	200	1		1	1					5
Pri665												
Pri666	0	20	365	1		1	1					3
Pri670	0	0	200	2		2	1					5
Pri671	10	10	100	6		5	1					7
Pri676	100	100	100	2		0	1					3
Pri679	0	0	150	2		1	1				1	2
Pri680	0	0	0	4		3	1					6
Pri688	5	6	365	1		1	1					3
Sub742	10	0	35	3		2	1					
Sub585	0	2	300	6		5	1					4
Sub593												



NewID	Q31	Q32	Q33
Sub628	68124	1956	6
Met128	68127	1967	8
Met141	68127	1972	8
Met145	68127	1980	7
Met338	68127	1962	6
Met350	68127	1957	7
Met361	68127	1991	7
Met115	68128	1958	
Met334	68128	1951	6
Met341	68128	1991	9
Met354	68128	1952	10
Met364	68128	1979	5
Met370	68128	1950	7
Sub615	68130	1950	6
Met333	68131	1955	5
Met359	68131	1977	4
Met153	68132	1961	7
Sub701	68133	2000	
Sub713	68133	1963	9
Sub733	68133	1973	10
Sub740	68133	1958	9
Urb718	68134	1959	5
Urb788	68134	1966	7
Sub594	68135	1969	
Sub622	68136	1966	10
Sub729	68136	1978	
Sub602	68137	1985	7
Sub696	68137	1975	9
Sub720	68137	1980	6
Sub704	68138	1976	7
Sub739	68138	1991	6
Met143	68142	1975	11
Met324	68142	1977	1
Met327	68142	1952	9
Urb768	68144	1982	8
Urb795	68152	1957	8
Pri217	68154	1990	7
Pri218	68154	1998	
Pri219	68154	1958	7
Pri228	68154	1996	
Pri230	68154	1961	7
Pri232	68154	1965	8
Pri233	68154	1999	
Pri238	68154	1964	5
Pri244	68154	1987	
Pri633	68154	1983	7
Pri636	68154	1970	9
Pri637	68154	1960	8
Pri639	68154	1950	8
Pri643	68154	1952	7
Pri647	68154	1966	6
Pri654	68154	1986	5
Pri655	68154	1971	8
Pri660	68154	1975	8
Pri663	68154	1992	7
Pri665	68154	1963	
Pri666	68154	1982	7
Pri670	68154	1956	10
Pri671	68154	1993	8
Pri676	68154	1987	7
Pri679	68154	1984	8
Pri680	68154	1983	7
Pri688	68154	1969	7
Sub742	68157	1974	1
Sub585	68164	1974	6
Sub593	68164	1983	

NewID	Mode	O1A	O1B	O2A	O2B	O2C	O2D	O2E	O2F	O2G	O2H	O2I	O2J	O2K
Sub620	1	75						1	1	1	1	1		
Sub690	1	45			1	1	1	1	1	1	1	1	1	1
Urb314	1	90					1	1	1	1	1	1		
Urb434	1	27						1	1	1	1	1		
Urb442	1	30						1	1		1	1		
Sub108	1	22						1	1	1	1	1		
Urb294	1	25						1	1	1	1	1		
Urb312	1	26					1	1	1	1	1	1		
Urb427	1	28		1	1	1	1	1	1	1	1	1	1	
Urb433	1	30			1	1	1	1	1	1	1	1	1	
Urb472	1	5					1	1	1					
Urb477	1	38					1	1	1	1	1	1		
Pri454	1	20						1	1	1	1	1		
Pri473	1	2								1				
Met381	1	15					1			1			1	
Met395	1	16		1	1	1							1	1
Met412	1	2							1					
Met481	1	30		1	1	1	1	1	1	1	1		1	
Met521	1	40					1	1	1	1	1			
Urb279	1	40				1	1	1	1	1	1	1	1	
Urb458	1	40					1	1	1	1	1	1	1	
Urb459	2	1	21					1	1	1	1	1		
Met386	1	3						1						
Met487	1	22						1	1	1	1	1	1	
Met515	1	10			1			1	1			1	1	
Urb281	1	3						1		1				
Urb289	1	25							1	1		1		
Met392	1	20					1	1	1	1	1	1	1	1
Met484	1	30				1	1	1	1	1	1	1		
Met482	1	10					1	1	1	1	1	1		
Met522	1	12						1	1	1	1	1		
Met489	1	10					1	1	1	1	1	1		
Met493	1	4							1	1				
Sub428	1	2							1					
Sub451	1	30				1	1	1	1	1	1	1		
Sub460	1	25				1	1	1	1	1	1			
Sub467	1	31									1	1	1	1
Sub119	2	1	2										1	
Sub127	1		1											
Sub153	1	10		1	1		1	1	1	1	1			
Sub159	2	1				1	1	1	1	1	1	1	1	1
Sub441	1	20						1	1	1	1	1		
Sub114	1	15					1	1	1	1	1	1		
Sub122	1	10					1	1	1	1	1			
Sub141	1	30					1	1	1	1	1	1		
Sub142	2	1	1				1							
Sub147	2	1	20	1	1		1		1			1		
Sub462	1	10						1	1	1				
Sub466	1	30							1	1				
Sub150	1													
Sub449	1	30				1	1	1	1	1	1			
Sub458	1	7						1	1	1	1			
Met405	1	2											1	
Met505	2	2												
Met509	1	2					1	1						
Met519	2	1	2							1				
Met401	1	11			1		1	1						
Met424	1	17							1	1				
Met508	2	1	100				1	1	1	1	1			
Met510	1	100				1	1	1	1	1	1	1	1	
Sub463	1	8			1		1	1	1	1	1	1		
Met517	1	10						1	1					
Met526	2	1	10				1	1	1	1	1	1		
Met525	1	25					1	1	1	1		1		
Sub120	2	1	30	1	1	1	1	1	1	1	1	1	1	
Sub426	1	30		1	1		1	1	1	1	1			

NewID	O2L	O3	O4A	O4B	O4C	O5	O6A	O6B	O6C	O6D	O6E	O6F	O6G
Sub620		1	75			1	0	0	0	0	0	0	0
Sub690			15	15	15	1							
Urb314		2	45	45	0	1	0	0	0	25	0	0	0
Urb434		2	0	19	8	2							
Urb442		1		5	25	1							
Sub108		1		22		1	0	0	0	0	0	0	0
Urb294		2		25		2	0	0	0	0	0	0	0
Urb312		2	6	20	0	2	0	0	0	0	0	0	0
Urb427		1	15	10	3	1	0	0	0	0	0	0	0
Urb433		2	12	0	18	2	0	0	0	0	0	0	0
Urb472		1	5			2							
Urb477		1		38		2	0	0	0	0	0	0	0
Pri454		2	0	15	5	2	0	0	0	0	0	0	0
Pri473		1	0	2	0	2	0	0	0	0	0	0	0
Met381		2	15			1	4	6			5		
Met395	1	2	10	2	4	1	0	10	0	0	0	0	0
Met412		2	0	2	0	1	0	0	0	0	0	0	0
Met481		1	10	20		1							
Met521		2	88	2	0	1	0	0	0	0	13	0	0
Urb279			39	1	0	1							
Urb458		1	35	5		2	0	0	0	0	0	0	0
Urb459		2		21		2							
Met386		2	0	3	0	2	0	0	0	0	0	0	0
Met487		1	0	8	14	2							
Met515			1	6	3	1	0	0	1	0	0	0	0
Urb281			3			2	0	0		0	0	0	0
Urb289			15	10		1							
Met392		2	17	3	0	2	0	0	0	0	0	0	0
Met484		1		10	20	1							
Met482			7	3		2							
Met522	1	2	9	1	2	2	0	0	0	0	0	0	0
Met489		2	3	2	5	1	0	0	1	0	0	0	0
Met493		2	0	4	0	2	0	0	0	0	0	0	0
Sub428		2		2		2	0	0	0	0	0	0	0
Sub451		2	30			2	30						
Sub460		1	18	7	0	2	0	0	0	0	0	0	0
Sub467	1	2	31			1	6			4			
Sub119		2	2			2							
Sub127													
Sub153		1	6	4		2	0	0	0	0	0	0	0
Sub159		2	15	60	7	1	0	0	0	5	0	0	0
Sub441		2	20	0	0	2	0	2	20	0	0	0	0
Sub114		2	5	10		2							
Sub122		2	7	3		1	0	0	0	0	0	0	0
Sub141		2	20	9	1	2	0	0	0	0	0	0	0
Sub142													
Sub147	1	2	5	12	3	1			2				
Sub462		1	1	9		1							
Sub466		2	30	0	0	2	15	15	0	0	0	0	0
Sub150						1							
Sub449		2	5	5	20	1	0	0	0	0	0	0	0
Sub458		2	5	2	1	2	1	0	0	0	0	0	0
Met405		2	2			2							
Met505													
Met509		2	1	0	1	2	0	0	0	0	0	0	0
Met519		2	0	2	0	1	0	0	0	0	0	0	0
Met401		1		1	10	1	0	0	0	0	0	0	0
Met424		2		17		2							
Met508		1	75	25		2	0	0	0	0	0	0	0
Met510		1	50	20	30	1	1	0	0	0	0	0	0
Sub463		2	3	4	1	2							
Met517		2	0	10	0	2	0	0	0	0	0	0	0
Met526		1	2	8		1			5				
Met525			21		4	1				10			
Sub120	1	1		30		1							
Sub426		2	4	10	16	1							

NewID	O6H	O6I	O6J	O6K	O6L	O6M	O6N	O6O	O6P	O6Q	O6R	O6S
Sub620	0	0	0	0	0	0	0	0	30	0	0	0
Sub690						5			5			
Urb314	0	0	1	0	3	0	0	2	0	0	35	0
Urb434												
Urb442					5							
Sub108	0	0	0	0	0	0	0	0	0	0	0	0
Urb294	0	0	0	0	3	0	10	5	0	0	6	0
Urb312	0	0	0	10	5	0	0	17	0	0	5	0
Urb427	0	2	0	0	8	0	0	5	0	0	10	0
Urb433	0	0	0	0	6	0	0	0	0	0	6	0
Urb472					3						2	
Urb477	0	0	0	0	10	0	0	4	0	0	24	0
Pri454	0	0	0	0	0	0	0	0	0	0	0	0
Pri473	0	0	0	0	0	0	0	0	0	0	0	0
Met381												
Met395	0	0	0	0	0	0	0	0	0	0	0	0
Met412	0	0	0	0	0	0	0	0	0	0	0	0
Met481		1			2				1		2	
Met521	0	0	0	0	0	0	0	0	30	0	0	0
Urb279					20				5			
Urb458	0	0	0	0	10	0	0	0	0	0	5	0
Urb459												
Met386	0	0	0	0	0	0	0	0	0	0	0	0
Met487												
Met515	0	0	0	0	0	0	0	0	0	0	0	0
Urb281	0	0	0	0	1	0	0	0	0	0	0	0
Urb289												
Met392	0	0	0	0	15	0	0	0	0	0	1	0
Met484												
Met482												
Met522	0	0	2	0	0	0	0	0	2	0	0	0
Met489	0	0	0	0	1	0	0	0	1	0	0	0
Met493	0	0	0	0	0	0	0	0	0	0	0	0
Sub428	0	0	0	0	0	0	0	0	0	0	0	0
Sub451												
Sub460	0	0	2	0	0	13	0	0	3	0	0	0
Sub467			3		2	2			4		2	1
Sub119												
Sub127												
Sub153	1	0	1	0	2	0	0	0	3	0	0	0
Sub159	0	0	0	0	2	2	0	0	2	0	2	0
Sub441	0	0	0	0	0	0	0	0	0	0	0	0
Sub114												
Sub122	0	0	0	0	2	0	0	0	0	0	5	0
Sub141	0	0	0	0	6	0	9	11	1	0	3	0
Sub142												
Sub147									1			
Sub462											1	
Sub466	0	0	0					0				
Sub150									0			
Sub449	0	0	0	0	1	0	0	0	2	1	2	0
Sub458	0	0	0	0	0	0	0	0	1	0	0	0
Met405									2			
Met505												
Met509	0	0	0	0	0	0	1	0	0	0	0	0
Met519	0	0	0	0	0	0	0	0	0	0	0	0
Met401	0	0	0	0	0	0		0	0	0	1	0
Met424												
Met508	0	0	1	0	25	0	0	0	0	0	25	0
Met510	0	0	0	0	20	2	0	0	0	0	25	0
Sub463												
Met517	0	0	0	0	0	0	0	0	0	0	0	0
Met526												
Met525			2		4	3						
Sub120				2	1			4			2	
Sub426					4							

NewID	O6T	O6U	O6V	O7A	O7B	O7C	O7D	O7E	O7F	O7G	O7H	O7I
Sub620	30	0	5	0	0	0	0	0	0	0	0	0
Sub690			5			15						
Urb314	5	0	19	0	0	0	0	0	0	0	0	0
Urb434					1							
Urb442												
Sub108	0	0	0	0	0	0	0	0	0	0	0	0
Urb294	0	0	0	0	0	0	0	0	0	0	0	0
Urb312	2	0	0	0	0	0	0	0	0	0	0	0
Urb427	3	0	0	0	0	0	0	0	0	0	0	0
Urb433	0	0	0	0	0	0	0	0	0	0	0	0
Urb472												
Urb477	0	0	0	0	0	0	0	0	0	0	0	0
Pri454	0	0	0	0	1	0	0	0	0	0	0	0
Pri473	0	0	0	0	0	0	0	0	0	0	0	0
Met381												
Met395	0	0	0	0	2	0	0	0	0	0	0	0
Met412	0	0	0	0	0	0	0	0	0	0	0	0
Met481	3											
Met521	0	0	0	0	0	0	0	0	0	0	0	0
Urb279					3							
Urb458	0	0	20	0	0	0	0	0	0	0	0	0
Urb459												
Met386	0	0	0	0	0	0	0	0	0	0	0	0
Met487												
Met515	0	0	0	0	0	0	0	0	0	0	0	0
Urb281	1	0	0	0	0	0	0	0	0	0	0	0
Urb289												
Met392	1	0	0	0	0	0	0	0	0	0	0	0
Met484												
Met482												
Met522	5	0	0	0	0	0	0	0	0	0	0	0
Met489	0	0	0	0	0	0	0	0	0	0	0	0
Met493	0	0	0	0	0	2	0	0	0	0	0	0
Sub428	0	0	0	0	0	0	0	0	0	0	0	0
Sub451												
Sub460	0	0	0	0	0	0	0	0	2	0	0	0
Sub467	2		2									
Sub119												
Sub127												
Sub153	0	0	0	0	1	0	0	0	0	0	0	0
Sub159	2	0	2	0	1	7	0	0	0	0	0	0
Sub441	0	0	0	0	0	0	0	0	0	0	0	0
Sub114												
Sub122	0	0	0	0	0	0	0	0	0	0	0	0
Sub141	1	0	0	0	0	0	0	0	0	0	0	0
Sub142												
Sub147												
Sub462								9				
Sub466				0	0	0	0	0	0	0	0	0
Sub150	1											
Sub449	0	0	0	0	0	0	0	0	0	0	0	0
Sub458	0	0	0	0	0	0	0	0	0	0	0	0
Met405												
Met505												
Met509	0	0	0	0	0	0	0	0	0	0	0	0
Met519	0	0	0									
Met401	0	0	0	0	0	0	0	0	0	0	0	0
Met424									4			
Met508	1	0	0	0	0	0	0	0	0	0	0	0
Met510	2	0	0	0	0	0	0	0	0	0	0	0
Sub463												
Met517	0	0	0	0	0	0	0	0	0	0	0	0
Met526	2											
Met525	2											
Sub120	1											
Sub426					2							



NewID	O8F	O8G	O8H	O8I	O8J	O8K	O8L	O9A	O9B	O9C	O9D	O9E	O10A
Sub620	0	0	0	0	0	0	0	1	2	2	2	2	2
Sub690								1	2	2	2	1	1
Urb314	0	0	0	0	0	0	0	1	1	2	2	2	1
Urb434			1					1	1	1			1
Urb442										1			1
Sub108	0	0	0	0	0	0	0	2	1	2	2	2	1
Urb294	0	0	0	0	0	0	0	1	1	2	2	2	1
Urb312	0	0	0	0	0	0	0	1	2	1	2	2	1
Urb427	0	0	0	0	0	0	0	1	2	1	2	1	1
Urb433	0	0	0	0	0	0	0	1	2	2	2	1	1
Urb472								1		1	1		1
Urb477	0	0	0	0	0	0	0	1	2	1	2	2	1
Pri454	0	0	0	0	0	0	0	1	2	2	2	2	1
Pri473	0	0	0	1	0	0	0	1	2	2	2	2	1
Met381								2	2	2	2	2	1
Met395	0	0	0	0	0	0	0	1	2	2	2	2	1
Met412	0	0	0	0	0	0	0	1	2	2	2	2	1
Met481								1	1			1	1
Met521	0	5	0	0	0	0	0	2	2	2	2	2	2
Urb279								1					
Urb458	0	0	0	0	0	0	0	1	1	2	1	2	1
Urb459								1		1			
Met386	0	0	0	0	0	0	0	1	2	2	2	2	
Met487													
Met515	0	0	0	0	0	0	0	1	1	2	2	1	1
Urb281	0	0	0	0	0	0	0	1					2
Urb289													
Met392	0	0	1	0	0	0	0						
Met484													
Met482			3					2	2	2	2	2	1
Met522	0	0	0	0	0	0	0	1	2	1	2	2	1
Met489	0	0	0	0	0	0	0	1	1	2	2	2	1
Met493	0	0	0	0	0	0	0	1	2	2	2	2	1
Sub428	0	0	0	0	0	0	0	1	2	2	2	2	2
Sub451								1	1	1	2	2	2
Sub460	0	0	0	0	0	0	0	1	1	2	2	2	1
Sub467			2					1	1	1			1
Sub119								1					
Sub127													
Sub153	0	0	0	0	0	0	0	2	1	2	2	1	1
Sub159	0	0	0	0	0	0	0	1	1	1	2	2	1
Sub441	0	0	0	0	0	0	0						
Sub114													
Sub122	0	0	3	0	0	0	0	1	2	1	2	2	1
Sub141	0	0	0	0	0	0	0	1	2	2	2	2	1
Sub142													
Sub147				1				1	1	1		1	1
Sub462								1	1				1
Sub466	0	0	0	0	0	0	0	1	2	2	2	2	1
Sub150								1					2
Sub449	0	0	0	0	0	0	0	1					2
Sub458	0	0	0	0	0	0	0	1	1				1
Met405								1					1
Met505													
Met509	0	0	0	0	0	0	0	1	2	2	2	2	1
Met519	0	0	0	0	0	0	0	1	1	2	2	2	1
Met401	0	0	0	0	0	0	0	1	1	2	2	2	2
Met424								1					2
Met508	0	0	0	0	0	0	0	1	2	2	2	2	1
Met510	0	0	0	0	0	0	12	1	1				1
Sub463													
Met517	0	0	0	0	0	0	0	1	2	2	2	2	1
Met526								1					2
Met525										1			1
Sub120			6					1		1		1	1
Sub426									1			1	1

NewID	O10B	O11A	O11B	O11C	O11D	O11E	O11F	O11G	O11H	O11I	O11J	O11K	O11L
Sub620	2	2	2	1	2	1	1	2	1	2	2	2	1
Sub690	2	1	1	1	1	1	1	1	1	1	1	1	1
Urb314	2	2	1	1	1	1	1	1	1	2	1	1	2
Urb434	1	1	1	1	1	1	1	1	1	1			
Urb442						1	1						1
Sub108	1	2	1	2	2	2	1	2	1	2	2	2	2
Urb294	2	2	2	1	2	1	2	2	2	2	2	2	2
Urb312	2	1	1	1	1	1	1	2	2	2	2	2	1
Urb427	1	2	2	1	2	1	1	2	2	2	2	2	1
Urb433	2	2	2	1	1	1	1	2	2		2	2	2
Urb472	2	2	2	1	2	1	1	2	2	2	2	2	2
Urb477	2	1	1	1	1	1	1	2	1	2	2	2	1
Pri454	2	2	2	1	2	1	1	2	2	2	2	2	2
Pri473	2	2	2	2	2	2	2	2	2	2	2	2	2
Met381	2	2	2	2	2	2	2	2	2	2	2	2	
Met395	2	2	2	1	1	1	1	2	2	2	2	2	1
Met412	2	2	2	1	2	1	1	2	2	2	2	2	1
Met481	1		1				1		1				
Met521	2		1			1							
Urb279		1	1	1	1	1	1	1	1	1	1	1	1
Urb458	1	2	2	1	2	1	1	2	1	2	2	2	1
Urb459	1			1		1	1	1					
Met386		2	2	2	2	2	2	2	2	2	2	2	2
Met487													
Met515	1			1	1	1	1	1	1	1	1	2	1
Urb281	2	2	2	2	1	1	1	2	2	2	2	2	2
Urb289													
Met392		2	2	1	1	1	1	2	2	2	2	2	1
Met484													
Met482	2	2	2	2	1	2	2	2	2	2	2	2	2
Met522	2	2	1	1	1	1	1	1	1	1	2	2	2
Met489	2	1	1	1	1	1	1	2	2	2	2	2	1
Met493	2	2	2	1	1	1	2	2	2	2	2	2	2
Sub428	1	2	2	2	2	2	2	2	1	2	2	2	2
Sub451	1	2	2	1	1	1	1	2	2	2	1	2	1
Sub460	2	1	2	1	2	1	1	1	1	2	2	2	2
Sub467				1		1	1						1
Sub119	1					1	1	1					
Sub127													
Sub153	2	2	2	1	2	1	1	2	1	2	2	2	2
Sub159	1	1	1	1	1	1	1	1	1	1	1	2	1
Sub441		2	2	2		1	1	2	2	2	2	2	2
Sub114													
Sub122	1	2	2	1	1	1	1	2	2	2	2	2	1
Sub141	2	2	2	1	2	2	2	2	2	2	2	2	2
Sub142													
Sub147		1	1	1		1	1	1	1	1	1		1
Sub462			1				1		1				
Sub466		2	2	1	1	1	2	2	2	2	2	2	2
Sub150	2	1	1	1	1	1	1	2	2	2	2	2	2
Sub449	2	2	1	1	2	1	1	2	1	2	2	2	1
Sub458	1			1	1	1	1						1
Met405					1		1						
Met505													
Met509	2	2	2	1	2	1	2	2	2	2	2	2	2
Met519	2	2	2	2	2	2	1	1	1	2	2		2
Met401	2	2	2	2	2	1	1	2	2	2	2	2	2
Met424				1		1	1						1
Met508	1	2	1	1	2	1	1	2	1	2	2	2	2
Met510		1	1	1	1	1	1	2	1	2	2	2	2
Sub463													
Met517	2	2	2	1	1	2	2	2	1	2	2	2	1
Met526	2			1		1	1						1
Met525				1		1	1		1		1		
Sub120	1			1		1	1	1	1		1		1
Sub426							1						1



[illegible]



NewID	O14G	O14H	O15A	O15B	O15C	O16	O18a	O19a	O18b	O19b	O18c	O19c	O18d
Sub620													
Sub690	2	2	0	0	0	5							
Urb314	2	2	0	0	0	3							
Urb434	2	2		1		5							
Urb442	2	2	0	0	0	45							
Sub108	2	2	0	0	0	12							
Urb294	2	2	0	0	0	8							
Urb312	2	2	0	0	0	7							
Urb427	2	1	0	0	0	3							
Urb433	2	2	0	0	0	2							
Urb472	2	2	0	0	0	7							
Urb477	2	2	0	0	0	13							
Pri454	2	2	0	0	0	5							
Pri473	2	2	0	0	0	1							
Met381	2	2	0			35							
Met395	2	2	0	0	0	10							
Met412	2	2	0	0	0	5							
Met481	2	2	0	0	0	5							
Met521	2	2	0	0	0	7							
Urb279	2	2	0	0	0	2							
Urb458	2	2	0	0	0	3							
Urb459	2	2	0	0	0	4							
Met386	2	2	0	0	0	8							
Met487	2	2	0	0	0	6							
Met515	2	2	0	0	0	4							
Urb281	2	2	0	0	0	7							
Urb289			0	0	0	19							
Met392	2	2	0	0	0	7							
Met484	2	2	0	0	0	6							
Met482	2	2	0	0	0	5							
Met522	2	2	0	0	0	61							
Met489	2	2	0	0	0	6							
Met493	2	2	0	0	0	5							
Sub428	2	2	0	0	0	38							
Sub451	2	2	0	0	0	4							
Sub460	2	2	0	0	0	5							
Sub467	2	1	0	0	0	8							
Sub119			2			4							
Sub127						6							
Sub153	2	2	0	0	0	4							
Sub159	2	2	0	0	0	3							
Sub441	2	2	0	0	0	5							
Sub114	2	1	0	0	0	3							
Sub122	2	2	0	0	0	4							
Sub141	2	2	0	0	0	7							
Sub142													
Sub147	2	2	0	0	0	3							
Sub462	2	2	0	0	0	6							
Sub466	2	2	0	0	0	5							
Sub150	2	2											
Sub449	1	1	0	0	0	6							
Sub458	2	2	0	0	0	2							
Met405	2	2				17							
Met505						3							
Met509	2	2	0	0	0	1							
Met519	2	2	0	0	0	5							
Met401	2	2	0	0	0	7							
Met424	2	2	0	0	0	10							
Met508	2	2	0	0	0	4							
Met510	2	2	0	0	8	7							
Sub463	2	2	0	0	0	6							
Met517	2	2	0	0	0	5							
Met526			0	0	0	6							
Met525	2	2	0	0	0	10							
Sub120	2	2	0	0	0	8							
Sub426	2	2				8							

NewID	O19d	O18e	O19e	O18f	O19f	O18g	O19g	O18h	O19h	O20	O21	O22A	O22B
Sub620													
Sub690				2	2					1	8	3	2
Urb314						2	2			1	2	2	3
Urb434										3	6	3	4
Urb442						1	2			3	6	3	5
Sub108						2	2			2	8	2	4
Urb294										2		4	3
Urb312						1	1			1	3	4	3
Urb427						1	2			2	5	4	1
Urb433						2	1			1	3	4	3
Urb472						2	1			1	3	3	2
Urb477						2	2			2	3	2	3
Pri454						2	1			2		3	2
Pri473										1	20	1	3
Met381						1	2			1		4	2
Met395						2	2			2	20	4	2
Met412						1	1			1	6	1	2
Met481						1	1			1	8	4	4
Met521						2	2			1		5	4
Urb279						2	2			1	10	2	4
Urb458						1	1			1	3	4	3
Urb459						1	1			3	27	3	3
Met386						1	1			2		2	4
Met487						1	1			1		2	4
Met515						2	1			1	8	4	3
Urb281										3	4	3	3
Urb289						1	1			2		4	4
Met392						2	1			1		1	4
Met484						1	1			1	6	3	1
Met482						1	2			2		1	1
Met522							1			2		2	1
Met489						1	1			1	12	4	2
Met493						2	1			2	27	4	4
Sub428						2	1			4		3	4
Sub451						2	1			1		4	2
Sub460						2	1			2	3	4	4
Sub467												1	5
Sub119													
Sub127										3		3	3
Sub153						2	1			2	8	2	4
Sub159						1	1			1	2	5	3
Sub441						1	2			1		1	2
Sub114										2		2	4
Sub122						2	2			1		4	4
Sub141						2	2			2		4	2
Sub142													
Sub147						1	1			1	6	4	1
Sub462										2		3	2
Sub466							1			1	3	1	3
Sub150													
Sub449						2	1			3		4	4
Sub458							1			1		4	2
Met405						2	1			3		3	2
Met505						2	2			2	27	3	3
Met509						2	2			2	3	1	3
Met519										3	6	3	2
Met401						2	2			2	6	5	4
Met424						2	1			1		4	3
Met508						2	1			1	6	3	3
Met510										1	3	3	2
Sub463						2	2			2		4	3
Met517						2	1			1	3	1	3
Met526						1				1	12	3	2
Met525										2		4	2
Sub120						1	1			1	5	4	1
Sub426						1	1			2		1	5

NewID	O22D	O22E	O22F	O22G	O22H	O22I	O22J	O22K	O22L	O22M	O23A	O23B	O23C
Sub620											4	4	2
Sub690	5	5	4	5	4	3	3	3	3	4	4	2	4
Urb314	3	4	4	2	4	3	2	4	4	4	4	5	4
Urb434		2	3	4	5	3	4	2	4	5	4	4	4
Urb442	4	3	5	2	4	3	3	2	2	5	5	2	2
Sub108	5	4	3	4	4	4	4	4	4	4	4	3	3
Urb294	4	3	3	3	3	3	3	3	3	3	4	3	3
Urb312	4	5	4	1	1	3	3	3	3	1	2	4	3
Urb427	3	3	4	4	4	3	3	3	5	4	4	4	3
Urb433	5	5	2	2	1	5	5	3	5	2	5	4	4
Urb472	5	4	4	2	3	2	3	2	3	3			
Urb477	4	3	3	4	1	4	4	3	4	2	4	4	3
Pri454	4	3	4	2	2	3	4	3	3	2	4	4	3
Pri473	4	3	2	4	5	4	3	4	4	3	5	3	3
Met381	4	2	4	4	2	4	4	4	4	4	2	4	4
Met395	4	3	3	4	3	4	4	4	4	5	4	4	4
Met412	3	3	4	3	4	2	3	3	3	4	1	3	3
Met481	4	3	2	4	3	4	4	4	4	4	2	4	2
Met521	5	5	4	3		5	5	5	5	2		5	5
Urb279	1	2	5	5	5	2	1	1	1	5	1	5	4
Urb458	5	5	2	1	3	4	5	4	5	3	4	4	1
Urb459	2	4	5	1	3	4	4	4	4	2	5	5	1
Met386	4	2	4	4	2	3	3	3	3	3	4	2	2
Met487	4	4	4	3	2	2	4	4	4	5			
Met515	5	5	4	2	4	2	3	2	4	4	5	2	1
Urb281	5	3	3	3	3	4	3	3	3	3	5	3	3
Urb289	4	5	5	5	4	3	4	4	4	4	3	4	4
Met392	3	2	5	5	2	3	4	2	3	5	5	4	4
Met484	4	4	4	2	4	2	2	2	4	5	2	4	4
Met482	1	1	1	1	2	1	1	2	2	2	1	1	2
Met522	4	4	3	2	3	2	3	2	3	2	4	4	3
Met489	4	5	3	3	3	3	2	4	4	3	4	4	3
Met493	3	4	3	3	2	4	4	3	4	3	4	2	3
Sub428	4	4	3	3	3	3	4	4	4	3	2	4	3
Sub451	5	4	4	3	2	3	3	4	3	2	5	2	1
Sub460	4	2	2	2	2	4	3	4	3	2	4	2	3
Sub467	5	2	5	5	2	3	3	1	4	1	3	3	4
Sub119													
Sub127	4	3	3	3	3	3	3	3	3	3	3	3	3
Sub153	4	5	3	4	3	3	3	2	4	5	2	3	3
Sub159	4	4	3	4	4	4	4	4	4	4	4	3	3
Sub441	4	4	4	4	4	2	3	3	3	3	3	4	4
Sub114	4	4	4	4	4	4	4	1	1	4			
Sub122	3	4	2	2	2	3	3	4	4	2	3	3	2
Sub141	4	4	2	3	1	4	3	2	3	2	4	4	4
Sub142													
Sub147	5	5	2	2	2	3	4	3	5	1	4	4	3
Sub462	3	3	3	3	3	3	3	3	3	3	4	3	2
Sub466	4	3	4	3	2	3	3	3	3	3	5	2	3
Sub150													
Sub449	4	2	2	3	2	4	4	2	4	4	5	1	4
Sub458	4	3	3	2	2	3	3	3	3	3	2	4	3
Met405	4	4	3	2	2	2	3	3	3	3	4	4	3
Met505	3	3	3	3	3	3	3	3	3	3	2	4	4
Met509	5	3	3	2	2	4	4	1	1	3	4	5	5
Met519	5	5	5	5	5	3	3	3	3	4	4	3	1
Met401	4	3	2	3	1	4	4	4	5	1	4	3	4
Met424	4	4	3	4	3	3	4	4		3	3	3	4
Met508	5	2	4	2	2	2	4	2	3	3	3	2	2
Met510	4	4	3	2	2	2	3	3	3	3	4	3	3
Sub463	3	4	2	2	2	3	3	4	3	3			
Met517	4	3	4	2	2	3	4	1	4	4	2	2	3
Met526	1	1	4	2	3	2	4	2	2	2	3	1	4
Met525	4	4	2	2	2	3	3	4	4	2	3	2	2
Sub120	4	3	4	3	2	4	4	4	4	3	2	4	4
Sub426	2	3	4	2	4	2	3	2	2	3	2	3	4

NewID	O23D	O23E	O23F	O23G	O23H	O23I	O23J	O23K	O23L	O23M	O23N	O23O	O23P
Sub620	1	2	4	2	4	4	3	4	4	4	2	2	2
Sub690	2	2	3	2	4	5	5	3	3	4	2	3	5
Urb314	2	4	2	2	4	4	4	3	2	4	4	4	5
Urb434	2		4	4	4	2	2	2	4	3	5	3	3
Urb442	2	5	4	4	4	4	3	4	4	4	3	3	4
Sub108	3	4	1	5	3	5	4	1	1	2	4	3	4
Urb294	2	3	4	2	3	3	3	4	4	3	4	3	3
Urb312	1	5	5	4	4	1	2	2	5	2	4	1	2
Urb427	3	4	4	2	5	2	5	1	3	4	3	3	5
Urb433	2	5	5	3	3	2	4	2	4	4	4	3	3
Urb472													
Urb477	2	4	5	2	4	2	3	4	5	3	3	3	2
Pri454	2	4	4	2	3	2	2	4	4	2	3	2	2
Pri473	2	2	4	2	3	5	3	4	3	3	3	3	2
Met381	2	3	2	2	3	3	4	4	4	2	2	3	4
Met395	2	4	4	4	4	4	4	4	4	5	4	4	2
Met412	2	2	3	2	4	4	4	3	4	3	3	4	2
Met481	2	4	4	2	4	2	4	4	4	4	4	2	2
Met521	5	5	5	1	3	5	5	5	5	3	5	3	2
Urb279	5	5	1	3	4	5	3	1	1	5	5	5	4
Urb458	1	4	5	1	3	1	3	3	5	2	4	1	2
Urb459	1	5	5	4	3	1	1	3	5	3	3	2	4
Met386	2	4	5	2	2	2	2	2	5	1	4	2	5
Met487													
Met515	1	2	5	1	4	1	3	4	5	2	2	1	3
Urb281	2	2	5	2	3	4	3	4	4	2	2	2	2
Urb289	4	3	3	4	4	4	4	3	3	3	4	4	3
Met392	4	3	4	2	5	3	3	3	4	3	2	2	3
Met484	4	4	2	4	4	4	4	2	2	4	4	4	4
Met482	1	1	2	1	2	1	1	2	2	1	1	2	1
Met522	2	4	4	4	4	3	3	2	4	4	3	4	4
Met489	2	4	2	4	4	3	5	4	4	4	4	4	4
Met493	2	4	5	2	3	2	2	3	4	2	3	3	4
Sub428	2	5	5	4	3	2	3	2	3	3	4	4	4
Sub451	1	3	5	2	4	1	3	4	5	2	2	1	2
Sub460	1	4	4	4	2	1	2	3	5	3	4	4	4
Sub467	1	4	4	3	4	1	2	1	5	3	3	3	5
Sub119													
Sub127	3	3	4	3	3	2	3	3	4	3	3	3	3
Sub153	1	5	5	4	3	1	1	1	5	2	4	1	5
Sub159	2	2	3	2	2	2	3	3	3	3	3	2	3
Sub441	4	4	3	3	4	4	4	3	3	4	3	4	4
Sub114	2	4	5	2	4	1	3	3	5	2	2	2	4
Sub122	2	5	5	4	3	3	2	2	4	3	5	3	5
Sub141	1	5	5	1	3	1	4	4	5	4	4	3	4
Sub142													
Sub147	2	4	5	2	5	3	5	3	4	4	3	3	2
Sub462	4	4	3	2	4	4	3	3	3	4	3	3	2
Sub466	1	4	5	1	4	1	2	4	5	3	2	2	4
Sub150													
Sub449	2	4	4	2	4	4	2	4	4	4	4	4	2
Sub458	1	5	5	5	4	1	3	1	5	3	4	3	5
Met405	2	4	4	4	2	2	4	2	4	2	4	3	4
Met505	3	4	4	3	4	4	4	2	4	5	5	3	4
Met509	2	5	2	5	2	5	4	1	2	4	4	4	5
Met519	2	2	2	4	2	4	3	3	3	2	2	2	4
Met401	4	5	2	4	4	5	3	2	2	4	4	5	4
Met424	2	4	5	4	4	2	2	3	5	4	4	2	4
Met508	2	4	4	1	4	3	2	4	4	3	3	2	3
Met510	1	4	4	4	4	2	3	2	4	4	4	2	3
Sub463													
Met517	1	4	5	5	4	1	2	2	5	3	4	2	5
Met526	1	4	3	2	3	3	4	1	2	4	3	3	4
Met525	2	4	4	4	4	2	3	3	4	3	4	2	3
Sub120	3	2	2	4	3	4	4	2	3	3	4	3	4
Sub426	2	3	2	4	3	5	4	2	3	2	4	2	3

NewID	Q24A	Q24B	Q24C	Q24D	Q24E	Q24F	Q24G	Q24H	Q24I	Q24J	Q24K	Q24L
Sub620	75	0	0	45	0	0	25	0	0	0	0	0
Sub690	30	15										
Urb314		0	0	0	5	90	0	0	0	0	0	0
Urb434	30	0	4	5	35				10	5		5
Urb442	5		20	0	0	0	20	0	30	0	0	2
Sub108	22	0		1	5	0	29	0	0	0	0	20
Urb294	25	0	0	0	0	0	0	0	0	0	0	0
Urb312	26	0	0	1	0	10	0	0	30	0	1	5
Urb427	15	15	0	0	5	5	0	0	3	1	0	10
Urb433	30	1	0	0	15	0	2	0	15	10	1	5
Urb472												
Urb477	38	0	0	0	0	3	45	0	11	0	0	8
Pri454	20	0	0	0	15	5	10	0	2	0	0	0
Pri473	2	0	2	10	5	5	0	0	0	0	0	0
Met381	15	0	0	0	0	0	0	0	0	0	0	0
Met395	16	0	0	1	0	5	0	3	0	1	0	2
Met412	2	0	0	0	0	0	0	0	0	0	0	0
Met481	30	5	2	2	25	0	20	0	0	0	2	0
Met521	0	0	0	0	3	0	10	0	0	0	0	3
Urb279	40	0	0	0	3	0	0	0	0	0	0	10
Urb458	40	0	2	2	0	0	0	0	0	0	1	0
Urb459	21	0	0	21	0	365	45	0	7	0	7	7
Met386	3	0	0	0	0	10	4	0	0	0	0	10
Met487												
Met515	7	3	3	0	1	0	0	0	0	2	4	2
Urb281	3	0	0	0	0	0	0	0	0	0	0	3
Urb289	25	0	0	0	0	0	0	0	0	0	0	0
Met392	20	0	0	80	5	0	0	0	0	0	0	0
Met484	30	0	0	0	5	0	0	0	0	0	0	0
Met482	10	0	0	0	2	2	2	0	0	0	0	10
Met522	12	0	0	6	0	365	3	0	10	0	0	0
Met489	10	0	1	3	2	1	2	1	0	10	2	5
Met493	4	0	0	0	16	16	0	0	0	0	0	0
Sub428	2	0	0	0	3	1	0	0	1	0	0	5
Sub451	30	0	60	3	6	10	20	2	15	10	0	5
Sub460	25	0	0	0	0	0	1	0	0	2	2	10
Sub467	31	0	0	0	10	0	1	0	5	1	0	10
Sub119												
Sub127	0	0	0	5	0	0	0	0	0	0	0	0
Sub153	4	6	0	0	7	0	0	0	0	0	1	0
Sub159	75	0	0	7	7	7	0	0	7	0	7	0
Sub441	25	0	0	0	0	0	0	0	0	0	0	0
Sub114	15	0	0	0	0	35	35	0	5	5	5	50
Sub122	10	0	0	0	3	1	0	0	2	0	0	0
Sub141	30	0	0	2	3	0	0	0	0	0	0	0
Sub142												
Sub147	20	10	20	1	8	5	10	0	8	0	0	3
Sub462	10	0	0	0	6	20	0	0	0	0	0	0
Sub466	30	0	0	0	1	0	0	0	0	0	0	0
Sub150												
Sub449	30	0	0	0	0	0	200	0	5	0	0	20
Sub458	7	0	0	0	10	0	0	0	0	1	1	3
Met405	2	0	0	0	3	0	0	0	0	0	0	0
Met505	0	0	5	0	5	1	0	0	3	0	0	0
Met509	2	0	2	0	0	0	0	0	0	0	0	0
Met519	2	0	0	0	8	0	20	8	6	0	2	2
Met401	11	0	0	0	15	0	0	0	2	2	0	0
Met424	17	0	0	0	3	0	0	0	0	5	0	0
Met508	100	0	0	0	0	0	0	0	5	0	0	10
Met510	100	0	40	1	0	0	12	0	0	0	1	0
Sub463												
Met517	10	0	0	0	5	2	0	0	0	0	0	0
Met526	10				10	15						20
Met525	25	0	10		10	0	4	0	25	0	0	0
Sub120	20	10	20		10	15			5			
Sub426	30	4								10		

NewID	Q24M	Q25A	Q25B	Q25C	Q25D	Q25E	Q25F	Q25G	Q25H	Q26A	Q26B	Q26C
Sub620	15	0	0	0	0	0	0	0	365	0	0	0
Sub690			90					30	100	30	20	25
Urb314	10	0	0	0	0	0	20	0	80	0	5	0
Urb434		0	0	0	10	0	3	1		0	5	5
Urb442	30	0	30	0	100	0	5	0	200	20	2	30
Sub108	0	0	90	0	90	0	0	0	20	0	9	0
Urb294	0	0								0	30	30
Urb312	0	0	0	0	0	0	12	5	365	10	20	75
Urb427	15	0	100	0	30	0	20	0	200	100	20	20
Urb433	1	0	0	0	0	0	4	0	300	5	30	50
Urb472												
Urb477	6	0	1	0	0	0	9	0	50	4	5	4
Pri454	10	0	0	0	0	0	2	0	1	0	2	2
Pri473	1	5	90	110	2	20	20	45	365	0	0	0
Met381	0	2	0	0	0	0	2	0	7	0	0	1
Met395	2	3	120	0	19	0	20	20	300	0	0	1
Met412	0	0	15	0	0	0	0	0	365	0	3	0
Met481	10	10	0	0	0	0	10	10	250	30	20	20
Met521	0	0	0	0	0	0	0	0	0	0	0	0
Urb279	0	0	10	0	0	0	0	0	30	0	1	0
Urb458	0	0	30	0	20	60	3	0	365	0	0	0
Urb459	21	150	90	0	60	0	7	0	365	0	0	0
Met386	15	200	10	10	0	5	1	0	350	0	0	5
Met487												
Met515	4	0	40	0	7	14	4	0	200	4	18	7
Urb281	0	0	80	0	0	0	3	0	365	0	16	3
Urb289	0	0	0	0	0	0	0	0	0	0	0	0
Met392	0	0	0	0	10	0	0	0	200	0	0	0
Met484	0	0	0	0	0	0	2	0	365	0	0	0
Met482	10	2	100	0	10	100	10	30	100	0	5	5
Met522	0	60	200	0	10	0	6	0		0	0	0
Met489	5	1	15	0	5	5	5	1	365	5	10	5
Met493	10	30	40	0	0	5	20	0	220	2	0	0
Sub428	2	2	10	0	30	0	2	0	300	5	4	30
Sub451	40	40	30	0	0	0	5	0	60	0	0	0
Sub460	0	0	0	0	0	10	5	0	360	30	20	5
Sub467	0	0	0	0	0	1	10	0	365	30	15	2
Sub119												
Sub127	0	5	10	0	10	0	5	0	10	0	0	0
Sub153	0	0	0	0	0	0	0	0	315	1	3	0
Sub159	7	0	50	0	14	0	0	0	0	2	2	20
Sub441	0	0	0	0	0	0	0	0	30	0	0	0
Sub114	60	15	40	0	100	0	35	10	0	10		45
Sub122	1	0	0	0	0	0	5	5	365	1	8	0
Sub141	1	0	0	0	0	0	0	10	300	6	4	2
Sub142												
Sub147	8	3	30	0	0	0	3	0	0	2	1	0
Sub462	30	0	90	0	30	0	60	0	365	4	40	0
Sub466	1	0	30	0	0		30	0	60	0	0	0
Sub150												
Sub449	5	5	50	0	0	5	5	0	200	2	10	10
Sub458		0	40	2	0	10	4	3	365	0	2	1
Met405	6	0	0	0	0	0	2	0	200	2	0	0
Met505	1	0	6	1	6	1	3	0	360	1	5	0
Met509	0	0	0	0	0	0	0	0	365	0	5	20
Met519	8	0	0	0	1	1	6	0	300	0	0	0
Met401	7	0	100	0	0	0	10	0	308	0	0	15
Met424		0	0	0	0	0	0	0	200	6	20	20
Met508	20	0	0	0	0	0	1	0	250	20	5	0
Met510	12	0	2	0	150	0	6	0	300	35	6	0
Sub463												
Met517	2	0	20	0	0	20	5	0	365	0	0	5
Met526		10			75				365		20	
Met525	0	0	0	0	10	0	0	5	10	0	8	15
Sub120	1	20	20		5		2		5	2	2	
Sub426									365		10	



NewID	O26D	O26E	O26F	O27	O27O	O28	O29A	O29B	O29C	O29D	O29E	O30
Sub620	0	0	15	2		1		1				3
Sub690	36			5		1	1	1				
Urb314	0	0	150	2		1	1					3
Urb434	0	5	250	3		3	1					5
Urb442	0	0	300	1		0			1			2
Sub108	0	0	150	2		2			1			4
Urb294	0	0	60	5		4	1					4
Urb312	10	0	100	3		0	1					5
Urb427	0	0	0	3		3	1					3
Urb433	10	5	30	3		2	1					7
Urb472												
Urb477	0	5	40	4		4	1					5
Pri454	0	5	30	1		1	1					6
Pri473	0	0	175	1		1	1					5
Met381	0	0	0	4		0	1					2
Met395	0	0	70	1		1	1					3
Met412	0	0	0	2		1	1					2
Met481	0	30	300	2		2	1					3
Met521	0	0	0	4		0	1					2
Urb279	0	0	200			2						5
Urb458	0	0	50	2		1	1					5
Urb459	0	0	0	1	3	2	1					7
Met386	0	20	250	3		1	1					6
Met487												
Met515	0	0	80	1		1	1					5
Urb281	0	2	0	1		1	1	1				4
Urb289	0	0	0	3		1			1			2
Met392	0	0	20	2		1	1					4
Met484	0	0	0	0	1	0	1					5
Met482	5	0	10	0		0	1					2
Met522	0	0	3	2		1				1		4
Met489	5	5	10	2		2	1					6
Met493	0	0	200	4		4		1				6
Sub428	0	14	100	3		3	1					5
Sub451	0	0	0	1		1	1					5
Sub460	0	0	180	4		4	1					5
Sub467	15	0	50	3		1	1					5
Sub119												
Sub127	0	0	30	1		0	1					3
Sub153	0	2	0	2		1		1				2
Sub159	20	0	0	1	3	2	1					5
Sub441	0	0	30	3		1	1					3
Sub114	5	30	300	4		0	1					4
Sub122	0	0	90	1		2	1					6
Sub141	0	0	8	0	1		1	1				4
Sub142												
Sub147	0	3	100	1	1	1	1					4
Sub462	0	4	300	1		1			1			5
Sub466	0	0	0	1		1	1					4
Sub150					1		1					
Sub449	0	0	100	3		3	1					5
Sub458	0	3	165		1		1					5
Met405	0	0	200	1		1	1					5
Met505	0	2	2	1	3	0	1					6
Met509	0	0	200	2		0	1					5
Met519	0	0	50	1	1	1	1					5
Met401	0	25	100	0			1					5
Met424		6	30	2		0	1					2
Met508	0	3	60	1	1	1	1					5
Met510	0	35	60	2		1			1			6
Sub463												
Met517	0	0	5	4		4	1					5
Met526				1	1	1		1				3
Met525	0	0	0	1		0	1					5
Sub120				1	2	0	1					4
Sub426				1		0	1					2

NewID	Q31	Q32	Q33
Sub620	68164	1969	2
Sub690	68164	1980	6
Urb314	68005	1995	5
Urb434	68005	1966	8
Urb442	68005	1954	8
Sub108	68022	1956	7
Urb294	68046	1976	8
Urb312	68046	1973	
Urb427	68046	1981	8
Urb433	68046	1979	10
Urb472	68046	1983	6
Urb477	68046	1983	7
Pri454	68102	1962	10
Pri473	68102	1969	3
Met381	68104	1981	4
Met395	68104	1954	6
Met412	68104	1966	4
Met481	68104	1969	7
Met521	68104	1975	6
Urb279	68105	1976	
Urb458	68105	1962	7
Urb459	68105	1973	9
Met386	68106	1981	6
Met487	68106	1954	6
Met515	68106	1958	6
Urb281	68107	1963	4
Urb289	68107	1959	2
Met392	68108	1983	7
Met484	68108	1958	5
Met482	68111	1984	4
Met522	68112	1958	4
Met489	68114	1986	7
Met493	68114	1976	11
Sub428	68116	1980	8
Sub451	68116	1985	6
Sub460	68116	1982	9
Sub467	68116	1989	7
Sub119	68118	1984	
Sub127	68122	1960	
Sub153	68122	1981	6
Sub159	68122	1982	6
Sub441	68122	1966	5
Sub114	68123	1975	6
Sub122	68123	1995	7
Sub141	68123	1984	6
Sub142	68123	1950	
Sub147	68123	1990	7
Sub462	68123	1958	
Sub466	68123	1997	4
Sub150	68124	1969	
Sub449	68124	1996	7
Sub458	68124	1984	
Met405	68127	1991	8
Met505	68127	1983	9
Met509	68127	1970	8
Met519	68127	1993	7
Met401	68128	1980	7
Met424	68128	1957	6
Met508	68128	1988	7
Met510	68128	1952	
Sub463	68130	1968	8
Met517	68131	1985	4
Met526	68131	1964	4
Met525	68132	1960	7
Sub120	68133	1961	7
Sub426	68133	1954	

NewID	Mode	O1A	O1B	O2A	O2B	O2C	O2D	O2E	O2F	O2G	O2H	O2I	O2J	O2K
Urb313	1	10					1	1	1	1	1			
Urb450	1	2						1						
Urb454	2	1	10				1	1	1	1		1		
Urb455	1	30							1	1	1	1		
Sub112	1	20						1	1			1		
Sub427	1	58					1	1	1	1				
Sub474	1	50					1	1	1	1	1	1		
Sub476	1	20					1	1	1	1	1	1		
Sub133	1	1											1	
Sub134	1	3							1		1			
Sub438	1	6							1	1				
Sub118	2	1	10					1		1		1		
Met497	1	14					1	1	1	1				
Urb278	1	1									1			
Urb447	2	1						1						
Urb449	2	1	75			1	1	1	1		1	1	1	
Urb463	1	4					1	1	1					
Urb296	1	29					1	1	1	1	1	1		
Urb461	2	1		1	1									
Urb466	2	1	45				1	1	1	1	1	1	1	
Urb453	2	1	1							1				
Pri65	1	12						1			1	1		
Pri77	1	9										1	1	
Pri78	2	1	10				1	1	1	1	1	1	1	
Pri83	1	0												
Pri85	2	1							1	1	1	1	1	
Pri87	1	6				1	1	1						
Pri90	1	65					1	1	1	1	1	1	1	
Pri91	2	1	50				1	1	1	1	1	1	1	
Pri96	1	0	1											
Pri416	1	35				1	1	1	1	1	1	1	1	
Pri419	1	30							1	1	1	1		
Pri420	1	3						1	1			1	1	
Pri422	1	3							1	1	1			
Pri425	1	15					1	1	1	1	1			
Pri434	1	5							1	1	1			
Pri443	1	10					1	1	1	1	1	1	1	
Pri448	1	9							1	1				
Pri450	1	3						1						
Pri455	1	1						1						
Pri468	1	14						1	1	1	1			
Pri474	1	75					1	1	1	1	1	1	1	
Pri475	1	75					1	1	1	1	1	1	1	1
Pri478	1	5		1	1									
Sub123	1	3				1	1		1					
Sub116	2	1							1	1		1		
Sub440	1	2								1				
Urb677	2	1	4						1					
Sub273	2	1	18					1	1	1	1	1		
Sub284	1	12					1	1	1	1	1	1		
Urb681	1	15		1	1	1	1							
Urb683	2	1	25					1	1	1	1			
Urb689	2	1	40				1	1	1	1	1	1		
Pri105	1	5					1		1	1			1	
Pri132	1	7						1	1	1	1			
Pri149	1	60						1	1	1	1			
Pri728	1	6								1	1			
Pri729	1		1											
Met661	1	35					1	1				1	1	
Met667	1	2							1	1				
Met676	1	20					1	1	1	1	1	1		
Met682	1	8						1	1	1	1			
Met684	1	85					1	1	1	1	1	1		
Urb15	1	10						1		1				
Urb28	1	20							1			1		
Urb656	2	1						1	1	1	1			

NewID	O2L	O3	O4A	O4B	O4C	O5	O6A	O6B	O6C	O6D	O6E	O6F	O6G
Urb313		2	4	6		2	1						
Urb450		1	0	2		2	0	0	0	0	0	0	0
Urb454		2	5		5	1							
Urb455		1	20	10		2	0	10	0	0	0	0	0
Sub112		1	20			2				20			
Sub427		1	9	49	0	2	47	0	0	2	0	0	0
Sub474			40	10	0	1							
Sub476		1	15	5	0	1							
Sub133		1		1		2	0	0	0	0	0	0	0
Sub134		2		3		2							
Sub438			2	4		2	0	0	0	0	0	0	0
Sub118		2		10		2							
Met497		2	3	11	0	2	0	0	0	0	0	0	0
Urb278		2	0	1	0	2	0	0	0	0	0	0	0
Urb447		2		2		2							
Urb449		1	40	30	5	1	1						
Urb463		2	4			2	0	0	0	0	0	0	0
Urb296		2		20	9	2	0	0	0	0	0	0	0
Urb461	1	2	3	5	23	1							
Urb466		2	2	12	31	1			10			4	
Urb453		3	1			2							
Pri65		1	0	8	4	1	0	0	0	0	0	0	0
Pri77		1	0	8	0	1	0	0	0	0	0	0	0
Pri78		2	8		2	1							
Pri83													
Pri85		1	10			2	0	0	0	1	0	0	0
Pri87		2		6		1	0	0	0		0	0	0
Pri90		1	0	65	0	2	0	0	0	0	0	0	0
Pri91		1	40	10	0	1		1					
Pri96													
Pri416		2	2	5	28	1	0	0	0	0	0	0	0
Pri419		2	30	0	0	2							
Pri420		2		3		1	2						
Pri422		1	2	1	0	1	0	0	0	0	0	0	0
Pri425		2	7	3	5	1	1	0	0	0	0	0	0
Pri434		2	0	5	0	2	0	0	0	0	0	0	0
Pri443		2	10			2	0	0	0	0	0	0	0
Pri448		2		9		2							
Pri450		2	3			2							
Pri455		2		1		2	0	0	0	0	0	0	0
Pri468		2	4		10	2	0	0	0	0	0	0	0
Pri474		1	61	10	4	1	0	0	0	0	0	0	0
Pri475		2	70	5		2			50				
Pri478		2	1	0	8	1	0	0	0	0	0	0	0
Sub123		2	3			2	0	0	0	0	0	0	0
Sub116		2	1	4		1	0	0	0	0	1	0	0
Sub440		1	0	2		2							
Urb677		1	4			2							
Sub273		1	6	3	9	2	1	0	0	2	0	0	0
Sub284		1	6	6		1	0	0	0	0	0	0	0
Urb681	1	1	7	8	0	2							
Urb683		2	5		20	1							
Urb689		1	35	5	5	2	0	0	0	0	0	0	0
Pri105		2	3	2	0	2	0	0	0	0	0	0	0
Pri132		1	0	7	0	1	0	0	0	0	0	0	0
Pri149		2	5	55		2	0	0	2	0	0	0	0
Pri728		2	4	2		2	0	0	0	0	0	0	0
Pri729													
Met661			35	0	0	1	0	0	0	0	0	0	0
Met667		2	2	0	0	2	0	0	0	0	0	0	0
Met676		2	20			2	2		18				
Met682		1	0	8	0	2	0	0	0	0	0	0	0
Met684			70		15	1	5						
Urb15		1		10		2	0	0	0	0	0	0	0
Urb28			5	15		2	0	0	0	0	0	0	0
Urb656		2	7	1	0	2							

NewID	O6H	O6I	O6J	O6K	O6L	O6M	O6N	O6O	O6P	O6Q	O6R	O6S
Urb313									3			
Urb450	0	0	0	0	0	0	0	0	0	0	0	0
Urb454									3		2	
Urb455	0	0	0	0	1	0	0	0	5	0	4	0
Sub112												
Sub427	0	0	1	0	2	0	0	1	1	0	0	0
Sub474					2						40	
Sub476											0	
Sub133	0	0	0	0	0	0	0	0	0	0	0	0
Sub134					1							
Sub438	0	0	0	0	0	0	0	0	0	0	1	0
Sub118					2							
Met497	0								2			
Urb278	0	0	0	0	0	0	0	0	0	0	0	0
Urb447												
Urb449		8			30						1	
Urb463	0	0	0	0	0	0	0	0	0	0	0	0
Urb296	0	0	0	0	2	0	0	0	0	0	4	0
Urb461					3			5				
Urb466												
Urb453		1										
Pri65	0	0	0	0	0	0	0	0	0	0	0	0
Pri77	0	0	0	0	1	0	0	0	0	0	0	0
Pri78									8			
Pri83												
Pri85	0	0	0	0	0	0	0	0	2	0	2	0
Pri87	0	0	0	0	0	0	0	0	1	0	0	0
Pri90	0	0	0	0	0	0	0	0	0	0	0	0
Pri91									1			
Pri96												
Pri416	0	0	0	0	1	0	0	0	0	0	1	0
Pri419									2			
Pri420												
Pri422	0	0	1	0	1	0	0	0	0	0	0	0
Pri425	0	0	1	0	0	1	0	0	2	0	0	0
Pri434	0	0	0	0	0	0	0	0	1	0	0	0
Pri443	0	0	4	0	0	0	0	0	0	0	0	0
Pri448												
Pri450									3			
Pri455	0	0	0	0	0	0	0	0	0	0	0	0
Pri468	0	0	0	0	0	0	0	0	2	0	0	0
Pri474	0	0	10	0	0	1	0	0	0	0	10	0
Pri475					20							
Pri478	0	0	4	0	0	0	0	0	0	0	0	0
Sub123	0	0	0	0	2	0	0	0	0	0	1	0
Sub116	0	0	0	0	0	0	0	0	1	0	0	0
Sub440												
Urb677								4				
Sub273	0	0	2	0	0	1	0	0	0	0	0	0
Sub284	0	0	1	0	4	0	0	0	0	0	0	0
Urb681					2			0			7	
Urb683												
Urb689	0	3	6	0	30	0	0	6	5	0	4	0
Pri105	0	0	0	0	0	0	3	0	0	0	0	0
Pri132	0	0	0	0	0	0	0	0	0	0	0	0
Pri149	0	0	0	0	0	0	0	0	3	0	0	0
Pri728	0	0	0	0	0	0	0	0	0	0	0	0
Pri729												
Met661	0	0	0	0	0	0	0	0	14	0	4	0
Met667	0	0	0	0	0	0	0	0	2	0	0	0
Met676												
Met682	0	0	0	0	0	0	0	0	0	0	0	0
Met684					4	7			3			
Urb15	0	0	0	0	0	0	0	0	0	0	0	0
Urb28	0	0	0	0	0	0	0	0	0	0	5	0
Urb656					3							

[illegible]

[illegible]

NewID	O8F	O8G	O8H	O8I	O8J	O8K	O8L	O9A	O9B	O9C	O9D	O9E	O10A
Urb313								1	2	1	2	2	1
Urb450	0	0	0	0	0	0	0	1	2	2	2	2	1
Urb454								1	1		2		1
Urb455	0	0	0	0	0	0	0	1	2	2	2		2
Sub112									1				1
Sub427	0	0	0	0	0	0	0	1	2	2	2	2	1
Sub474								2	1	2	2	2	1
Sub476									1				1
Sub133	0	0	0	0	0	0	0	1	2	2	2	2	1
Sub134								1					1
Sub438	0	0	0	0	0	0	0	1	2	2	2	2	1
Sub118								1	1	2	2	2	1
Met497													
Urb278	0	0	0	0	0	0	0	1	2	2	2	2	1
Urb447									1				1
Urb449								1	2	2	2	2	1
Urb463	0	0	0	0	0	0	0	2	2	2	2	2	2
Urb296	0	0	1	0	0	0	0	1	2	2	2	2	1
Urb461	0	0	0	0	0	0	0					1	
Urb466	0	0	0	0	0	0	0	1	1				1
Urb453								1	2	2	2	2	
Pri65	0	0	0	0	0	0	0		1				1
Pri77	0	0	0	0	0	0	0	1	1	2	2	2	1
Pri78								1					1
Pri83													
Pri85	0	0	0	0	0	0	0	1	2	2	2	2	1
Pri87	0	0	0	0	0	0	0	1	2	2	2	2	1
Pri90	0	0	0	0	0	0	0	2	2	1	2	2	1
Pri91								1	1	1			1
Pri96													
Pri416	0	0	0	0	0	0	0	1	2	1	2	2	1
Pri419								1					1
Pri420	0	0	0	0	0	0	8	1	1				1
Pri422	0	0	0	0	0	0	0	1	2	2	2	2	1
Pri425	0	0	0	0	0	0	0	1	2	2	2	2	1
Pri434	0	0	4	0	0	0	0	1	2	1	2	2	1
Pri443	0	0	0	0	0	0	0	1	1				1
Pri448								1	1	2	2	2	1
Pri450								1	2	2	2	2	1
Pri455	0	0	0	0	0	0	0	1					1
Pri468	0	0	0	0	0	0	0	1					1
Pri474	0	0	0	0	0	0	0	1	1	1	2	2	1
Pri475								1	1				1
Pri478	0	0	0	0	0	0	0					1	1
Sub123	0	0	0	0	0	0	0	1	2	2	2	2	1
Sub116								1	2	2	2	2	1
Sub440								1					1
Urb677	0	0	0	0	0	0	0	1	2	2	2	2	1
Sub273	0	0	0	0	0	0	0	1	2	2	2	2	1
Sub284	0	0	0	0	0	0	0	1	1	2	2	2	1
Urb681								1		1		1	1
Urb683													1
Urb689	0	0	0	0	0	0	0	1	2	1	2	2	2
Pri105	0	0	0	0	0	0	0	1	2	2	2	2	1
Pri132	0	0	0	0	0	0	7	1					1
Pri149	0	0	0	0	0	0	0	1					1
Pri728	0	0	0	0	0	0	0	1	2	2	2	2	1
Pri729													
Met661	0	0	4	0	0	0	0	1					1
Met667	0	0	0	0	0	0	0		1				1
Met676								1					
Met682	0	0	0	0	0	0	0	1					1
Met684			10						1			1	
Urb15	0	0	0	0	0	0	0		1				
Urb28	0	0	0	0	0	0	0	1					1
Urb656			1					1	1				1



NewID	O10B	O11A	O11B	O11C	O11D	O11E	O11F	O11G	O11H	O11I	O11J	O11K	O11L
Urb313	1	2	2	1	2	1	1	2	2	2	2	2	2
Urb450	2	2	2	2	2	2	2	2	1	1	2	2	1
Urb454	2					1	1	1	1				
Urb455	2	1	2	1	2	1	1	2	2	2	2	2	1
Sub112				1									1
Sub427	1	2	2	1	2	1	2	2	2	2	1	2	2
Sub474	2	2	2	1	2	1	1	2	1	2	2	2	1
Sub476		2	2	2	2	2	1	2	1	2	2		1
Sub133	2			1		1							1
Sub134													
Sub438	2	2	2	2	1	1	1	1	2	2	2	2	1
Sub118	2	2	2	1	2	1	1	2	2	2	2	2	1
Met497		2	2	1	2	2	1	2	2	2	2	2	2
Urb278	2	2	2	2	2	2	2	2	2	2	2	2	2
Urb447							1						
Urb449	2	2	2	1	2	1	1	2	1	2	2	2	2
Urb463	2	2	2	1	1	2	2	2	2	2	2	2	2
Urb296	2	1	1	1	1	1	1	2	2	2	2	2	1
Urb461		2	2	1	2	1	1	1	1	1	2	2	1
Urb466	2	1	1	1	1	1	1	1	1				1
Urb453		2	1	1	1	1	1	2	2	2	2	2	2
Pri65		2	2	2	2	2	1	2	1	2	2	2	2
Pri77	2	2	1	2	2	1	1	1	2	2	2	2	2
Pri78				1		1							
Pri83													
Pri85	2	2	2	1	1	1	1	1	2	2	2	2	1
Pri87	1	2	2	1	2	1	2	2	2	2	2	2	2
Pri90	2	2	2	1	2	1	1	2	2	2	2	2	2
Pri91	1	1	1	1	1	1	1	1	1		1		1
Pri96													
Pri416	1	2	2	1	1	1	1	2	1	2	1	2	2
Pri419			1	1	1	1	1						1
Pri420	2	1		1			1		1				
Pri422		2	2	1	1	1	1	1	1	2	2	2	1
Pri425	1	2	2	1	2	1	1	2	1	2	1	1	1
Pri434	2	1	1	1	1	1	1	1	2	2	2	2	1
Pri443		1	1	1	1	1	1						1
Pri448	2	2	2	1	1	1	1	2	1	2	2	2	2
Pri450	2												
Pri455						1							
Pri468		2	1	1	1	1	1	2	2	2	1	1	2
Pri474	2	2	2	1	2	1	1	2	2	2	2	2	1
Pri475	2	2	2	1	1	2	2	2	2	2	2	2	2
Pri478		2	2	1	2	1	1	2	2	2	2	2	2
Sub123	2	2	2	2	2	1	1	2	2	2	2	2	2
Sub116	2	2	2	1	2	1	2	2	2	2	2	2	1
Sub440													1
Urb677	2	2	2	1	2	2	2	2	2	2	2	2	2
Sub273	2	2	2	1	1	1	1	2	2	2	2	2	2
Sub284	1	2	2	1	2	1	1	2	1	2	1	2	2
Urb681	1			1		1	1		1				
Urb683													1
Urb689	2	1	1	1	1	1	1	2	1	1	1	1	1
Pri105	2	2	1	1	1	1	1	2	2	2	2	2	1
Pri132	2	2	2	2	2	2	2	2	2	2	2	2	2
Pri149		2	2	1	2	1	1	1	1	2	2	1	1
Pri728	1	2	2	1	2	2	1	2	2	2	2	2	1
Pri729													
Met661		1	1			1	1		1	1	1	1	1
Met667	2	2	2	2	2	2	1	2	2	2	2	2	1
Met676		1	1	1	1	1	1		1				1
Met682		2	2	1	2	1	1	2	2	2	1	2	1
Met684		1	1	1			1		1				1
Urb15	1	2	2	1	1	2	2	2	2	2	1	2	2
Urb28				1	1	1							
Urb656	1			1		1	1		1				1

NewID	O11M	O11N	O11O	O11P	O11Q	O11R	O11S	O11T	O11U	O11V	O11W	O11X	O11Y
Urb313	2	2	2	2	2	2	2	2	2	2	2	2	2
Urb450	2	2	2	1	2	2	2	2	2	2	2	2	2
Urb454								1					
Urb455	2	1	1	1	2	1	2	2	2	2	2	2	2
Sub112													
Sub427	2	2	2	2	2	2	2	2	2	2	2	2	2
Sub474	1	1	2	2	2	2	2	2	2	2	2	2	2
Sub476	2	2	2	2	2	2	2	2	2	2	2	2	2
Sub133		1											
Sub134													
Sub438	1	2	2	2	2	2	2	2	2	2	2	2	2
Sub118	1	1	2	2	2	2	2	2	2	2	2	2	2
Met497	2	2	2	2	2	2	2	2	2	2	2	2	2
Urb278	2	2	2	2	2	2	2	2	2	2	2	2	2
Urb447													
Urb449	2	2	2	2	2	2	2	1	1	2	2	2	2
Urb463	2	2	2	2	2	2	2	1	2	2	2	2	2
Urb296	1	1	1	2	2	2	2	2	2	2	2	2	2
Urb461	2	1	2	1	1	1	1	2	2	2	2	2	2
Urb466	1	1				1		1					
Urb453	2	2	2	2	2	2	2	2	1	2	2	2	2
Pri65	2	2	2	2	2	2	2	2	2	2	2	2	2
Pri77	2	2	1	2	2	2	2	2	2	2	2	2	2
Pri78		1											
Pri83													
Pri85	1	1	2	2	2	1	2	1	2	2	2	2	2
Pri87	2	2	2	2	2	2	2	1	2	2	2	2	2
Pri90	2	2	1	2	2	2	2	2	2	2	2	2	2
Pri91													
Pri96													
Pri416	2	2	2	2	2	2	2	2	2	2	2	2	2
Pri419													
Pri420													
Pri422	2	1	2	1	2	1	2	2	2	2	2	2	2
Pri425	1	2	2	2	2	2	2	1	1	1	1	2	2
Pri434	2	1	2	2	2	2	2	2	2	2	2	2	2
Pri443	1	1											
Pri448	2	2	2	2	2	2	2	2	2	2	2	2	2
Pri450													
Pri455													
Pri468	2	2	2	2	2	2	2	2	2	2	2	2	2
Pri474	1	1	2	2	2	2	2	2	2	2	2	2	2
Pri475	2	2	2	2	2	2	2	2	2	2	2	2	2
Pri478	2	2	2	2	2	2	2	2	2	2	2	2	2
Sub123	2	2	2	2	2	2	2	2	2	2	2	2	2
Sub116	2	2	2	2	2	2	2	1	2	2	2	2	2
Sub440	1												
Urb677	2	2	2	2	2	2	2	2	2	2	2	2	2
Sub273	2	2	1	2	2	2	2	2	2	2	2	2	2
Sub284	2	2	2	2	2	2	2	2	2	2	2	2	2
Urb681													
Urb683													
Urb689	2	2	2	1	2	2	2	2	2	2	2	2	2
Pri105	2	2	2	2	2	1	2	2	2	2	2	2	2
Pri132	2	2	2	2	2	2	2	1	1	1	1	2	2
Pri149	1	1	1	2	2	2	2	1	2	2	2	2	2
Pri728	2	2	2	2	2	2	2	2	2	2	2	2	2
Pri729													
Met661	1	1	1	1		1	1						
Met667	1	1	2	2	2	2	2	2	2	2	2	2	2
Met676	1		1					1					
Met682	2	2	1	2	2	2	2	2	2	2	2	2	2
Met684	1	1				1							
Urb15	2	2	2	2	2	2	2	1	1	2	2	2	2
Urb28													
Urb656													



NewID	O14G	O14H	O15A	O15B	O15C	O16	O18a	O19a	O18b	O19b	O18c	O19c	O18d
Urb313	2	2	0	0	0	4							
Urb450	2	2	0	0	0	5							
Urb454	2	2											
Urb455	2	2	0	0	0	5							
Sub112	2	2	0			5							
Sub427	2	2	0	0	0	8							
Sub474	2	2	0	0	0	4							
Sub476	2	2				10							
Sub133	2	2	0	0	0	5							
Sub134													
Sub438	2	2	0	0	0	10							
Sub118	2	2	0	0	0	5							
Met497	2	2	0	0	0	9							
Urb278	2	2	0	0	0	8							
Urb447	2	2				5							
Urb449	2	2	0	0	0	6							
Urb463	2	2	0	0	0	4							
Urb296	2	2	0	0	0	9							
Urb461	2	2	0	0	0	10							
Urb466	2	2	0	0	0	4							
Urb453	2	2	0	0	0	8							
Pri65	2	2	0	0	0	5							
Pri77	2	2	0	0	0	4							
Pri78	2	2	0		0	46							
Pri83						7							
Pri85	2	1	0	0	0	21							
Pri87	2	2	0	0	0	10							
Pri90	2	2	0	0	0	6							
Pri91			0	0	0	3							
Pri96						8							
Pri416	2	2	0	0	0	3							
Pri419	2	2	0	0	0	10							
Pri420	2	2	0	0	0	10							
Pri422	2	2	0	0	0	8							
Pri425	2	2	0	0	0	7							
Pri434	2	2	0	0	0	8							
Pri443	2	2	0	0	0	3							
Pri448	2	2	0	0	0	7							
Pri450	2	2	0	0	0	9							
Pri455	2	2	0	0	0	10							
Pri468	2	2	0	0	0	4							
Pri474	2	2	0	0	0	34							
Pri475	2	2	0	0	0	8							
Pri478	2	2	0	0	0	3							
Sub123	2	2	0	0	0	15							
Sub116	2	2				5							
Sub440													
Urb677	2	2	0	0	0	3							
Sub273	2	2	0	0	0	3							
Sub284	2	2	0	0	0	2							
Urb681	2	2	0	0	0	3							
Urb683	2	2											
Urb689	2	2	0	0	0	16							
Pri105	2	2	0	0	0	4							
Pri132	2	2	0	0	0	8							
Pri149	2	2	0	0	0	4							
Pri728	2	2	0	0	0	4							
Pri729						9							
Met661	2	2	0	0	0	5							
Met667	2	2	0	0	0	6							
Met676	2	2	0	0	0	12							
Met682	2	2	0	0	0	5							
Met684			0	0	0	7							
Urb15	2	2	0	0	0	10							
Urb28	2	2	0	0	0	6							
Urb656	2	2	0	0	0	4							

NewID	O19d	O18e	O19e	O18f	O19f	O18g	O19g	O18h	O19h	O20	O21	O22A	O22B
Urb313						1	2			2	3	1	3
Urb450						2	1			1	7	2	2
Urb454						2	2			2	7	4	3
Urb455						2	1			1	12	2	3
Sub112						2	1			2		3	3
Sub427							1			1		1	3
Sub474						1	2			1	6	4	3
Sub476						2	1			1		4	1
Sub133						2	1			4	3	3	4
Sub134										2			
Sub438						2	1			3	27	3	3
Sub118						1	1			1	12	5	3
Met497						1	1			1		4	2
Urb278						2	2			4	27	4	3
Urb447										2	8	3	3
Urb449										1	3	2	5
Urb463						1	1			2	3	2	3
Urb296							1			1	27	2	3
Urb461										1	6	1	2
Urb466						1	2			1	3	5	4
Urb453										3	20	3	4
Pri65						2	2			2	8	3	4
Pri77						2	2			1		3	4
Pri78						1				2	3	3	3
Pri83						2	1			4	27	3	3
Pri85						1	1			2	27	3	3
Pri87						2	1			2	20	4	2
Pri90						1	1			1	6	4	1
Pri91						1	1			1	8	2	4
Pri96						1	2			4	27		
Pri416						1	1			1	3	2	1
Pri419										2		2	3
Pri420						2	2			2		3	3
Pri422						2	2			1	6	2	4
Pri425						1	1			1	12	3	4
Pri434						1	1			3	1	4	4
Pri443						1	1			1	13	2	4
Pri448						1	1			2		4	5
Pri450						2	2			2	3	3	4
Pri455						2	1			3	3	2	3
Pri468						2	1			2	3	4	3
Pri474						1	1			1	6	4	1
Pri475						2	1			2	3	3	1
Pri478										3		3	3
Sub123						2	2			3	27	2	4
Sub116						2	2			1	8	4	2
Sub440										3		3	3
Urb677									2	1	14	3	3
Sub273									1	2	27		
Sub284								1	1	1	6	4	4
Urb681								1	1	2	8	2	4
Urb683								2		2	12	3	3
Urb689									1	1	3	4	3
Pri105								2	1	2		3	4
Pri132								1	1	2		5	3
Pri149									1	1		4	2
Pri728								2	1	1	3	3	2
Pri729								1	1	3	20	4	2
Met661								1	2	1	12	3	3
Met667								2	1	2	12	4	3
Met676								1	1	1		2	4
Met682								2		3	5	4	3
Met684								2	1	1		2	2
Urb15								1	1	1		4	2
Urb28								1	1	2	27	3	3
Urb656								1	2	1	8	4	1

NewID	O22D	O22E	O22F	O22G	O22H	O22I	O22J	O22K	O22L	O22M	O23A	O23B	O23C
Urb313	4	3	4	3	4	2	3	1	3	4	2	5	3
Urb450	5	5	5	4	5	2	4	4	4	5	5	1	3
Urb454	4	4	3	3	3	4	4	2	4	3			
Urb455	4	5	3	1	3	2	5	2	5	3	4	4	3
Sub112	3	3	3	3	4	2	3	3	3	3	3	3	3
Sub427	3	3	5	1	5	1	3	1	3	5	4	4	2
Sub474	4	4	2	3	3	4	4	4	4	3	3	4	4
Sub476	4	4	2	2	3	3	3	4	4	4	2	4	4
Sub133	4	4	3	4	2	3	3	3	3	3	2	4	3
Sub134	3										4	3	3
Sub438	3	3	3	3	3	3	3	3	3	3	2	4	5
Sub118	5	5	1	4	1	5	5	5	5	1	5	2	1
Met497	4	4	3	2	3	3	3	3	3	2	4	3	3
Urb278	3	3	3	3	3	3	3	3	3	3	5	4	3
Urb447	3	3	3	3	3	3	3	3	3	3	4	3	3
Urb449	4	5	4	4	5	4	4	2	3	5	4	3	4
Urb463	3	3	4	3	3	3	3	3	3	3	3	3	3
Urb296	4	1	4	3	4	3	3	4	3	5	5	1	1
Urb461	4	4	5	4	5	3	4	3	3	5	4	4	4
Urb466	5	4	2	4	2	5	5	5	5	4	4	4	2
Urb453	4	4	3	4	2	3	3	3	3	2	4	2	2
Pri65	5	3	4	3	5	4	4	3	3	5	2	3	4
Pri77	5	3	3	3	3	4	5	4	4	2	5	2	2
Pri78	2	4	4	4	2	4	4	4	5	3	4	4	2
Pri83	4	4	4	3	3	3	3	3	4	3	2	3	2
Pri85	4	2	4	2	2	3	3	3	3	3	4	4	4
Pri87	5	4	2	4	2	2	4	4	4	4	4	4	4
Pri90	5	5	2	2	2	2	3	3	3	2	4	2	2
Pri91	4	4	4	3	4	2	4	2	4	4	4	3	4
Pri96													
Pri416	5	5	5	1	4	3	4	2	3	3	4	4	4
Pri419	4	4	4	4	5	2	2	2	4	4	4	2	4
Pri420	4	3	4	4	4	3	3	2	3	4	4	3	4
Pri422	4	2	4	4	2	3	4	2	4	3	4	3	4
Pri425	5	5	4	5	4	2	2	2	4	5	5	4	2
Pri434	3	4	3	3	2	4	4	3	4	2	4	5	3
Pri443	4	4	4	4	2	2	3	3	3	5	5	4	4
Pri448	5	5	3	3	2	2	2	4	4	2	2	2	1
Pri450	4	4	4	4	3	3	3	3	3	3	4	4	3
Pri455	4	4	3	1	3	3	3	3	3	4	4	5	3
Pri468	3	4	4	2	4	3	3	3	3	3	2	4	4
Pri474	3	5	3	3	2	2	3	5	4	2	2	5	3
Pri475	5	3	3	1	1	3	3	3	3	2	5	5	3
Pri478	4	4	4	4	2	3	3	3	3	3	3	4	3
Sub123	3	3	3	3	3	3	3	3	3	3	4	3	3
Sub116	4	3	4	4	5	4	4	4	4	4	4	3	3
Sub440	4	4	2	3	3	2	2	2	2	2	4	3	2
Urb677	4	4	3	2	1	4	4	3	4	2	4	4	2
Sub273	4	4	3			3		2			4	4	2
Sub284	4	3	3	2	2	4	5	4	5	3	4	5	3
Urb681	5	5	5	5	5	1	1	1	4	5	5	3	2
Urb683	3	4	3	3	3	3	3	3	3	3	4	3	3
Urb689	4	4	3	3	3	4	4	4	4	3	4	4	3
Pri105	4	4	5	4	3	4	3	3	3	4	4	3	2
Pri132	4	4	3	4	3	4	4	4	4	4	4	4	4
Pri149	5	3	2	2	2	4	3	4	4	2	4	2	3
Pri728	5	5	2	1	4	2	3	3	3	4	4	5	2
Pri729	4	4	2	4	2	4	4	4	4	3	4	3	2
Met661	1	1	3	3	2	3	1	3	3	2	4	3	4
Met667	5	4	5	2	4	2	4	4	4	3	4	4	4
Met676	4	4	5	4	1	4	4	4	4	5	4	4	4
Met682	4	4	2	3	2	4	4	4	4	2	5	2	2
Met684	4	5	5	2	3	2	4	4	3	5	5	5	5
Urb15	4	4	4	2	5	5	5	5	5	5	2	5	3
Urb28	5	3	3	3	3	4	4	4	3	1	4	3	4
Urb656	5	4	3	2	4	4	3	3	4	2	5	3	2

NewID	O23D	O23E	O23F	O23G	O23H	O23I	O23J	O23K	O23L	O23M	O23N	O23O	O23P
Urb313	2	5	4	4	4	2	3	1	4	4	5	3	5
Urb450	1	2	5	1	3	2	4	4	4	4	2	1	1
Urb454													
Urb455	1	5	5	1	4	1	4	3	5	4	3	2	3
Sub112	3	4	5	4	5	1	3	1	5	3	4	3	5
Sub427	1	4	5	5	4	1	4	2	5	4	5	1	4
Sub474	2	5	4	4	4	4	4	2	4	4	5	4	4
Sub476	2	4	1	2	2	5	4	1	1	2	5	5	5
Sub133	1	5	5	5	3	1	2	1	5	4	4	1	4
Sub134	2	4	4	3	2	2	2	4	4	1	3	3	3
Sub438	1	5		4	2	1	2	2	5	1	4	1	2
Sub118	1	4	5	2	3	4	4	5	5	2	2	1	2
Met497	3	3	3	3	3	2	4	3	3	3	2	2	3
Urb278	1	3	3	2	4	3	4	4	3	3	3	3	2
Urb447	3	3	4	2	4	4	3	4	3	3	3	2	2
Urb449	2	4	4	4	5	2	4	3	5	4	2	2	5
Urb463	3	3	3	3	3	3	3	3	4	3	3	3	4
Urb296	1	1	5	1	5	1	5	4	5	1	1	1	1
Urb461	2	4	3	5	3	4	3	2	3	4	4	4	5
Urb466	1	3	4	1	4	5	2	3	2	2	1	1	4
Urb453	2	2	4	2	3	3	2	4	4	3	3	3	3
Pri65	1	2	3	5	5	5	4	1	3	3	4	4	5
Pri77	2	2	4	2	2	4	4	4	4	2	2	2	2
Pri78	2	4	4	2	4	2	4	2	3	4	4	3	4
Pri83	1	2	4	2	2	1	4	2	4	2	2	2	4
Pri85	1	4	5	5	2	1	4	2	5	4	4	2	4
Pri87	5	5	2	2	3	5	4	3	2	2	4	4	4
Pri90	1	4	5	1	3	1	2	4	5	4	2	1	2
Pri91	2	4	3	4	3	3	3	3	4	4	4	3	4
Pri96													
Pri416	1	5	5	3	4	2	4	3	5	5	4	3	3
Pri419	2	4	4	4	2	2	4	4	4	4	2	2	2
Pri420	4	4	2	4	2	2	2	2	2	3	4	4	3
Pri422	3	4	2	5	2	5	2	2	3	2	4	4	3
Pri425	2	4	5	1	4	3	4	5	5	5	3	2	4
Pri434	2	4	4	3	4	2	4	4	4	3	4	3	4
Pri443	3	4	3	4	4	3	4	3	3	3		4	4
Pri448	1	1	5	3	2	1	2	2	5	1	2	1	4
Pri450	1	4	5	5	4	1	3	2	4	3	5	4	4
Pri455	1	5	5	2	4	1	5	4	5	3	3	4	4
Pri468	2	3	5	2	4	3	2	2	4	2	3	4	4
Pri474	1	4	5	4	5	2	5	1	5	4	4	3	4
Pri475	1	3	5	2	3	1	5	4	5	3	4	2	2
Pri478	3	2	3	5	3	4	3	1	3	5	2	3	4
Sub123	3	3	4	2	3	4	3	4	4	3	3	3	3
Sub116	2	3	3	2	4	4	4	4	4	3	4	4	3
Sub440	1	1	4	2	2	3	4	4	4	2	2	1	3
Urb677	2	3	4	2	4	4	4	4	4	4	2	2	2
Sub273	1	4	5	2	4	1	2	3	5	2	2	2	4
Sub284	2	4	4	3	2	4	4	2	4	4	4	3	3
Urb681	1	4	5	4	4	2	4	3	4	4	3	2	4
Urb683	3	4	3	3	3	4	4	3	3	3	3	2	3
Urb689	2	4	4	2	4	1	3	4	5	4	4	2	3
Pri105	2	4	5	2	2	1	3	3	4	5	5	5	4
Pri132	2	3	4	2	3	4	4	3	3	2	4	4	3
Pri149	2	4	4	1	3	3	2	4	4	3	2	2	3
Pri728	1	5	5	2	3	1	3	2	5	4	5	1	4
Pri729	1	4	5	4	3	1	2	2	5	4	4	2	4
Met661	2	4	4	1	4	3	3	3	3	4	4	4	2
Met667	2	4	5	1	4	3	5	5	5	5	2	2	3
Met676	2	4	4	5	5	1	4	1	4	5	5	5	5
Met682	2	2	5	5	4	3	2	5	5	3	2	2	1
Met684	2	2	2	2	5	5	5	4		2	5	5	2
Urb15	2	5	5	5	5	2	5	2	4	4	4	2	4
Urb28	2	3	5	2	3	1	3	3	4	3	3	2	1
Urb656	1	4	5	2	4	3	4	2	5	5	4	2	2

NewID	Q24A	Q24B	Q24C	Q24D	Q24E	Q24F	Q24G	Q24H	Q24I	Q24J	Q24K	Q24L
Urb313	10	0	0	0	0	1	0	0	0	0	0	3
Urb450	2	0	0	0	7	20	0	0	0	0	0	0
Urb454												
Urb455	30	0	0	0	2	2	0	0	0	0	0	40
Sub112	20											
Sub427	58	0	0	0	0	2	0	0	0	0	0	20
Sub474	50	0	0	10	0	10	0	0	0	15	0	10
Sub476	20	0	0	0	5	0	10	0	0	10	0	0
Sub133	1	0	10	0	3	25	3	10	0	0	20	50
Sub134	3		4	1		4						
Sub438	6	0	0	0	4	0	0	0	2	0	0	4
Sub118	10	0	6	0	10	0	0	0	0	0	0	0
Met497	7	0	0	0	0	0	0	0	0	0	0	0
Urb278	1	0	0	0	5	2	0	0	1	0	0	0
Urb447	2	0	2	1	0	0	0	0	0	0	0	0
Urb449	75			150								
Urb463	4	0	0	0	0	0	0	0	0	0	0	0
Urb296	29	0	0	0	4	30	0	0	0	0	0	2
Urb461	3	30	0	0	0	0	0	0	0	0	0	7
Urb466	45	0	6	0	12	0	0	0	0	0	0	2
Urb453	1				2	3	15					30
Pri65	12	0	12	0	0	0	0	0	0	2	0	0
Pri77	8	0	0	15	2	3	25	0	0	0	6	0
Pri78	10					4	5					
Pri83	0	0	0	0	0	0	0	0	0	0	0	0
Pri85	12	0	0	0	0	0	0	0	0	0	0	0
Pri87	6	0	0	0	0	0	6	0	0	0	0	0
Pri90	65	0	0	0	0	0	0	0	0	0	0	10
Pri91	50	0	1	2	7	0	50	0	10	7	7	10
Pri96												
Pri416	35	0	0	0	10	2	0	0	10	2	0	3
Pri419	10	0	0	0	1	0	5	0	0	1	0	1
Pri420	3	0	0	0	0	0	0	0	0	0	0	0
Pri422	3	0	0	0	0	1	0	0	0	0	0	0
Pri425	15	0	0	0	20	2	3	0	1	0	2	3
Pri434	5	0	0	2	0	5	0	0	10	0	0	5
Pri443	10	0	0	0	1	0	0	0	0	6	0	1
Pri448	9	1	0	5	15	0	30	4	0	20	0	10
Pri450	3	0	0	0	7	0	0	0	0	5	3	0
Pri455	1	0	0	0	4	4	0	0	4		1	0
Pri468	14	0	0	0	3	0	0	0	0	10	0	3
Pri474	75	0	0	0	5	0	0	0	0	5	5	0
Pri475	75	0	12	3	12	5	0	0	0	0	0	0
Pri478	0	5	0	0	0	0	0	0	0	30	0	0
Sub123	3	0	0	0	0	0	0	1	0	0	1	10
Sub116												
Sub440	2	0	0						2			3
Urb677	4	0	0	0	0	0	0	0	0	4	0	0
Sub273	18	0	0	0	0	0	0	0	0	0	0	2
Sub284	12	0	8	1	3	3	0	0	0	0	4	8
Urb681	5	10	0	0	60	0	0	0	5	5	3	3
Urb683												
Urb689	45	0	0	0	10	0	0	0	0	0	0	0
Pri105	5	0	0	100	10	0	10	0	0	0	0	0
Pri132	7	0	0	0	5	3	2	10	0	5	1	3
Pri149	60	0	0	0	4	0	0	0	0	0	0	1
Pri728	6		3									
Pri729	0	0	0	0	0	100	0	0	0	0	0	0
Met661	35	0	0	0	22	20	0	0	0	0	0	0
Met667	2	0	0	0	1	0	0	0	0	2	0	0
Met676	20	0	0	0	3	0	0	0	0	0	0	0
Met682	8	0	0	0	45	60	0	0	0	0	0	3
Met684	80	12	0	0	25	0	0	0	3	5	0	7
Urb15	10	0	0	0	10	10	5	0	0	0	0	10
Urb28	15	0	0	0	20	0	0	0	0	0	0	30
Urb656	10		30		5							



[illegible]

NewID	Q26D	Q26E	Q26F	Q27	Q27O	Q28	Q29A	Q29B	Q29C	Q29D	Q29E	Q30
Urb313	0	0	100	5		1	1					5
Urb450	0	0	150	2		1			1			6
Urb454												
Urb455	0	10	100	4		4	1					5
Sub112			10	1		0			1			6
Sub427	70	60	250	3		0					1	3
Sub474	0	0	300	3		3	1					6
Sub476	0	5	100	1		1	1					5
Sub133	0	20	200	3		2	1					5
Sub134			110	3		2	1					5
Sub438	0	0	200	3		3	1					6
Sub118	0	0	0	1	1	0				1		4
Met497	0	0	1	2		2	1					3
Urb278	0	0	120	1		1	1					5
Urb447	0	0	50	1	1	0	1					2
Urb449			25	1	3	2	1					6
Urb463	0	2	250	4		0	1					2
Urb296	0	0	0	0			1					
Urb461	0	0	0	2			1					4
Urb466	0	0	0	1	4	1	1					3
Urb453			90	1	3	2	1					3
Pri65	0	0	60	1		1	1					3
Pri77	0	0	80	3		1			1			5
Pri78		5	360	1	5	1	1					7
Pri83	0	0	40	1		0			1			4
Pri85	60	0	60	1	2	2			1			5
Pri87	0	0	181	1		1			1			6
Pri90	0	0	0	1		0	1					4
Pri91	0	5	100	1	4	2	1					6
Pri96												
Pri416	0	20	10	4		3	1					3
Pri419	0	1	265	0		0	1					3
Pri420	0	10	120	1		1		1	1			2
Pri422	0	0	20	1		0			1			3
Pri425	0	2	200	4		3	1					6
Pri434	0	0	100	2		1	1					6
Pri443	0	0	10	5		1	1					2
Pri448	5	10	60	5		1	1					5
Pri450	25	0	100	4		4	1					7
Pri455	20	10	200	2		0	1					5
Pri468	0	0	60	4		4	1					5
Pri474	0	30	0	0		0	1					5
Pri475	0	0	300	3		1	1					4
Pri478	0	0	0	5		0	1					6
Sub123	0	0	10	4		3	1					3
Sub116												
Sub440			30	1		1			1			3
Urb677				1	5	2	1					4
Sub273	5	5	250	1	1	1			1			3
Sub284	0	0	150	3		2	1					6
Urb681	0	5	75	2		1	1					6
Urb683				1	4	2	1					3
Urb689	0	0	46	1	3	0	1					3
Pri105	0	0	50	1		1	1					5
Pri132	0	0	250	1		0			1			6
Pri149	0	0	0	0			1					2
Pri728			20	4		1	1					5
Pri729	0	0	365	1	1							
Met661	0	0	0	1		1	1					2
Met667	0	0	0				1					2
Met676	0	0	0	3		2	1					2
Met682	0	0	10	2		1			1			3
Met684	0	0	0	4		3			1			1
Urb15	0	0	0	3		3	1					5
Urb28	0	10	30	4		3	1					3
Urb656	0	0	300	1	6	2	1					2

NewID	Q31	Q32	Q33
Urb313	68134	1984	7
Urb450	68134	1951	6
Urb454	68134	1981	
Urb455	68134	1973	8
Sub112	68135	1943	10
Sub427	68135	1999	
Sub474	68135	1971	9
Sub476	68135	1988	8
Sub133	68136	1983	9
Sub134	68136	1987	7
Sub438	68136	1969	8
Sub118	68137	1973	6
Met497	68142	1978	8
Urb278	68144	1975	10
Urb447	68144	1959	8
Urb449	68144	1970	6
Urb463	68144	1990	4
Urb296	68147	1959	6
Urb461	68147	1963	6
Urb466	68147	1959	7
Urb453	68152	1981	6
Pri65	68154	1969	8
Pri77	68154	1953	3
Pri78	68154	1972	11
Pri83	68154	1950	8
Pri85	68154	1951	7
Pri87	68154	1950	
Pri90	68154	1954	7
Pri91	68154	1972	8
Pri96	68154	1975	7
Pri416	68154	1979	9
Pri419	68154	1966	5
Pri420	68154	1951	
Pri422	68154	1954	3
Pri425	68154	1971	6
Pri434	68154	1959	10
Pri443	68154	1976	5
Pri448	68154	1967	9
Pri450	68154	1981	7
Pri455	68154	1958	8
Pri468	68154	1982	9
Pri474	68154	1980	6
Pri475	68154	1960	9
Pri478	68154	1978	8
Sub123	68157	1981	7
Sub116	68164	1982	
Sub440	68164	1957	6
Urb677	68005	1979	8
Sub273	68022	1951	
Sub284	68022	1983	8
Urb681	68046	1985	7
Urb683	68046	1982	7
Urb689	68046	1979	6
Pri105	68102	1981	9
Pri132	68102	1958	9
Pri149	68102	1977	3
Pri728	68102	1967	11
Pri729	68102	1982	8
Met661	68104	1962	6
Met667	68104	1961	5
Met676	68104	1963	2
Met682	68104	1955	7
Met684	68104	1959	4
Urb15	68105	1975	5
Urb28	68105	1970	8
Urb656	68105	1966	7

NewID	Mode	O1A	O1B	O2A	O2B	O2C	O2D	O2E	O2F	O2G	O2H	O2I	O2J	O2K
Met298	2	1	35				1	1	1	1	1	1	1	
Met301	1	25						1	1	1	1	1		
Met302	2	1	4					1						
Met652	1	10					1	1	1	1	1			
Urb664	1	15					1	1	1	1	1	1	1	
Urb673	2	1	18					1	1	1	1			
Met689	1	150					1	1	1	1	1	1	1	
Met278	2	1	10					1	1	1		1		
Sub270	2	1	27			1	1	1	1	1	1	1	1	
Urb23	1	6			1	1					1	1		
Sub268	2	1	30	1	1		1	1	1	1		1		
Sub301	1	1										1		
Sub821	1	20					1	1	1	1	1	1	1	
Sub282	2	1	5						1	1				
Sub300	1	3							1					
Sub313	1	15						1	1	1	1	1		
Sub820	1	5						1	1		1			
Sub838	1	50				1	1	1			1	1		
Met274	1	10							1	1	1	1		
Met275	1	1							1					
Met277	2	1	20					1	1	1	1	1	1	
Met279	1	10					1	1	1	1	1	1	1	
Met285	1	10								1	1			
Met289	1	2									1			
Met292	1	2		1				1						
Met310	1	6						1	1	1				
Met316	1	10								1				
Met638	1	30						1	1	1	1	1	1	
Met280	1	2								1				
Met304	1	10		1	1		1	1	1		1			
Met305	1	2									1			
Met311	2	1	34			1	1	1	1	1	1	1	1	
Met267	1	11						1	1	1	1	1	1	
Met309	2	1	20							1	1	1		
Met641	1	3							1	1	1			
Urb639	1	7								1	1			
Urb671	2	1	10					1				1	1	
Urb674	1	25						1	1			1	1	
Sub299	2	1	20					1	1	1	1	1	1	
Sub307	1	20					1	1	1	1	1	1		
Sub827	1	1									1			
Sub269	2	1	30					1	1	1	1	1	1	
Sub311	2	1	1							1				
Sub803	1	30					1	1	1	1	1	1	1	
Sub291	1	75				1	1	1	1	1	1	1	1	
Sub816	1	1								1				
Sub308	1	40				1	1	1	1	1	1	1		
Sub317	1	4					1	1	1					
Sub822	1	30		1	1		1	1	1	1	1	1		
Met266	2	1	25				1	1	1	1	1	1	1	
Met637	1		1											
Urb644	1	7							1					
Urb652	1	15					1	1	1	1	1	1		
Urb12	1	5								1	1			
Urb33	1	100			1	1	1	1	1	1	1	1	1	
Urb35	1	30						1	1					
Urb658	1	20					1	1	1			1	1	1
Urb682	1	2										1	1	
Pri103	1	108		1	1	1	1	1	1	1	1	1	1	1
Pri106	1	12					1	1	1	1		1		
Pri109	1	12						1	1	1	1			
Pri121	1	25					1	1				1	1	
Pri122	1	3							1					
Pri124	1	2								1				
Pri135	1	5							1			1		
Pri139	1	0	1											

NewID	O2L	O3	O4A	O4B	O4C	O5	O6A	O6B	O6C	O6D	O6E	O6F	O6G
Met298		1	0	35	0	1	0	0	0	0	0	0	0
Met301		2		25	10	1							
Met302		2		4		1	0	0	0	0	0	0	0
Met652			5	3	3	1							
Urb664		1	12	3		1	0	0	0	0	0	0	0
Urb673		1	18			2				3			
Met689		1	100	50		1	15	0	85	2	0	0	0
Met278		1		5	5	1	0	0	0	0	0	0	0
Sub270		1	27	0	0	1	3	0	0	0	0	0	0
Urb23		2	0	0	4	1	0	0	0	0	0	0	0
Sub268		1	10	20		1	2						
Sub301		2	0	1	0	2	0	0	0	0	0	0	0
Sub821		2	4		16	2	0	0	0	0	0	0	0
Sub282		2	5			1							
Sub300		2	0	3	0	2	0	0	0	0	0	0	0
Sub313		1	0	10	5	1	0	0	0	0	0	0	0
Sub820		2	1	4		1	0	0	0	0	0	0	0
Sub838		1	50			2							
Met274		2	2	8		2	0	0	0	0	0	0	0
Met275		2	0	1	0	2	0	0	0	0	0	0	0
Met277		2		20		2	0	0	0	0	0	0	0
Met279		2	2	6	2	1							
Met285		1	5	5		2							
Met289		1	0	2	0	1	0	0	0	0	0	0	0
Met292		1	2			2							
Met310		2	1	5	0	1							
Met316		2	5	5	0	2							
Met638		2	2	5	25	1	0	0	0	0	0	0	0
Met280		1		2		2	0	0	0	0	0	0	0
Met304		2	10			2	0	0	0	0	0	0	0
Met305		1	2			2	0	0	0	0	0	0	0
Met311		1	26		8	1	0	0	0	0	0	0	0
Met267		2	0	10	1	1	0	0	0	0	0	0	0
Met309		2	2	0	18	2	0	0	0	0	0	0	0
Met641		2	3			2				3			
Urb639		1	0	7	0	2	0	0	0	0	0	0	0
Urb671		1		10		2							
Urb674		1		15	10	2	0	0	0	0	0	0	0
Sub299		2	8	12		2							
Sub307		1	10		10	1							
Sub827		2	0	1	0	2							
Sub269		1	0	40		1							
Sub311													
Sub803		1	30			1	0	0	0	0	0	0	0
Sub291		2	65	5	5	2	5						
Sub816		2		1		2	0	0	0	0	0	0	0
Sub308		2	30	15	0	1							
Sub317		2	0	4	0	1	0	0	0	0	0	0	0
Sub822		2	1	15	15	1	0	0	0	0	0	0	0
Met266		2		25		1							
Met637													
Urb644		2		7		2	0	0	0	0	0	0	0
Urb652			15			2							
Urb12		1		2	3	1							
Urb33			60	30	10	1	0	0	0	0	0	0	5
Urb35		1		20	10	1							
Urb658		1	0	20	0	1	0	0	0	0	0	0	0
Urb682		2		2		1	0	0	0	0	0	0	0
Pril03	1	2	94	12	7	1	0	0	10	0	0	0	0
Pril06		2	2	2	8	1							
Pril09		1	8	4	0	2	0	0	0	0	0	0	0
Pril21		2	0	2	22	1							
Pril22		1		3		2	3	0	0	0	0	0	0
Pril24		2	0	2	0	2	0	0	0	0	0	0	0
Pril35		2	0	5	0	2	0	0	0	0	0	0	0
Pril39													

NewID	O6H	O6I	O6J	O6K	O6L	O6M	O6N	O6O	O6P	O6Q	O6R	O6S
Met298	0	0	0	0	0	0	0	0	0	0	0	0
Met301												
Met302	0	0	0	0	0	0	0	0	0	0	0	0
Met652					4						1	
Urb664	0	0	0	0	0	0	0	0	3		3	0
Urb673			3		2	2			2		2	
Met689	0	0	0	0	0	0	0	0	7	0	0	0
Met278	0	0	0	0	0	0	0	0	0	0	0	0
Sub270	0	0	0	0	0	0	0	0	0	0	0	0
Urb23	0	0	0	0	1	0	0	0	0	0	0	0
Sub268			2		5				5			
Sub301	0	0	0	0	0	0	0	0	1	0	0	0
Sub821	0	0	0	0	0	0	0	0	2	0	0	0
Sub282												5
Sub300	0	0	0	0	0	0	0	0	0	0	1	0
Sub313	0	0	0	0	0	0	0	0	0	0	0	0
Sub820	0	0	0	0	0	0	0	0	0	0	0	0
Sub838					45			5				
Met274	0	0		0	0	0	0	0	0	0	2	0
Met275	0	0	0	0	0	0	0	0	0	0	0	0
Met277	0	0	0	0	0	0	0	0	0	0	0	0
Met279		1			1							
Met285										3		
Met289	0	0	0	0	0	0	0	0	0	0	0	0
Met292					2							
Met310												
Met316									2			
Met638	0	0	0	0	0	0	0	0	0	0	0	0
Met280	0	0	0	0	0	0	0	0	0	0	0	0
Met304	0	0	0	0	4	0	0	3	0	0	2	0
Met305	0	0	0	0	0	0	0	0	0	0	0	0
Met311	0	5	0	0	3	0	0	0	0	0	12	
Met267	0	0	0	0	0	0	0	0	0	0	0	0
Met309	0	0	0	0	0	0	0	0	1	0	0	0
Met641												
Urb639	0	0	0	0	0	0	0	0	0	0	0	0
Urb671												
Urb674	0	0	0	0	0	0	0	0	0	0	0	0
Sub299												
Sub307					3						1	2
Sub827												
Sub269												
Sub311												
Sub803	0	0	0	0	26	0	0	0	2	0	2	0
Sub291					25						10	
Sub816	0	0	0	0	1	0	0	0	0	0	0	0
Sub308												
Sub317	0	0	0	0	0	0	0	0	0	0	0	0
Sub822	0	0	0	0	1	0	0	0	0	0	0	0
Met266												
Met637												
Urb644	0	0	0	0	0	0	0	0	0	0	0	0
Urb652					9					3	1	
Urb12												
Urb33	0	30	0	0	5	0	0	0	0	0	5	0
Urb35												
Urb658	0	0	0	0	0	0	0	0	0	0	0	0
Urb682	0	0	0	0	0	0	0	0	0	0	0	0
Pri103	0	4	15	0	10	0	0	0	4	10	0	0
Pri106												
Pri109	0	0	0	0	0	0	0	0	0	0	0	0
Pri121												
Pri122	0	0	0	0	0	0	0	0	0	0	0	0
Pri124	0	0	0	0	0	0	0	0	0	0	0	0
Pri135	0	0	0	0	0	0	0	0	0	0	0	0
Pri139												



NewID	O7J	O7K	O7L	O7M	O7N	O7O	O7P	O8A	O8B	O8C	O8D	O8E
Met298	0	0	0	0	0	0	0	0	0	0	0	0
Met301												
Met302	0	0	4	0	0	0	0	0	0	0	0	0
Met652												
Urb664	0	0	0	0	1	0	0	0	0	0	0	0
Urb673												
Met689	0	0	0	0	0	0	0	0	3	0	0	20
Met278	0	0	0	0	0	0	0	0	0	0	0	0
Sub270	0	0	0	0	0	0	0	0	0	0	0	0
Urb23	0	0	0	0	0	0	0	0	0	0	0	0
Sub268												
Sub301	0	0	0	0	0	0	0	0	0	0	0	0
Sub821	0	0	0	0	0	0	0	0	0	0	0	0
Sub282	0	0	0	0	0	0	0	0	0	0	0	0
Sub300	0	0	0	0	0	0	0	0	0	0	0	0
Sub313	0	0	0	0	0	0	0	0	0	0	0	0
Sub820	0	0	0	0	0	0	0	0	0	0	0	0
Sub838												
Met274	0	0	0	0	0	0	0	0	0	0	0	0
Met275	0	0	0	0	0	0	0	0	0	0	0	0
Met277	0	0	0	0	0	0	0	0	0	0	0	0
Met279												
Met285												
Met289	0	0	0	0	0	0	0	0	0	0	0	0
Met292												
Met310												
Met316												
Met638	0	0	0	0	0	0	0	0	0	0	0	0
Met280	0	0	0	0	0	0	0	0	0	0	0	0
Met304	0	0	0	0	0	0	0	0	0	0	0	0
Met305	0	0	0	0	0	0	0	0	0	0	0	0
Met311	0	0	0	0	0	0	0	0	0	0	0	0
Met267	0	0	0	0	0	0	0	0	0	0	0	0
Met309	0	0	0	0	0	0	0	0	0	0	0	1
Met641												
Urb639	0	0	0	0	0	0	0	0	0	0	0	0
Urb671												
Urb674	0	0	5	0	0	0	0					
Sub299												
Sub307												
Sub827				1								
Sub269								0	0	0	0	0
Sub311												
Sub803	0	0	0	0	0	0	0	0	0	0	0	0
Sub291												
Sub816	0	0	0	0	0	0	0	0	0	0	0	0
Sub308												
Sub317	0	0	0	0	0	0	0	0	0	0	0	0
Sub822			6					0	0	0	0	0
Met266			7								12	
Met637												
Urb644	0	0	0	0	0	0	0	0	7	0	0	0
Urb652												
Urb12												
Urb33	0	0	0	0	0	0	0	0	0	0	0	0
Urb35			5		5							
Urb658	0	0	0	0	0	0	0	0	0	0	0	0
Urb682	0	0	0	0	0	0	0	0	0	0	0	0
Pri103	0	0	0	0	0	0	0	0	0	0	2	20
Pri106												
Pri109	0	0	0	0	0	0	0	0	0	0	0	0
Pri121												
Pri122	0	0	0	0	0	0	0	0	0	0	0	0
Pri124	0	0	0	0	0	0	0	0	0	0	0	0
Pri135	0	0	0	0	0	0	0	4	0	0	0	0
Pri139												



NewID	O8F	O8G	O8H	O8I	O8J	O8K	O8L	O9A	O9B	O9C	O9D	O9E	O10A
Met298	0	0	0	3	0	0	0	1	1	1	2	2	1
Met301													
Met302	0	0	0	0	0	0	0	2	1	2	2	2	1
Met652								1	1	1			1
Urb664	0	0	1	0	0	0	0	1	2	2	2	2	1
Urb673								1					2
Met689	0	0	7	0	0	0	0	1	1				1
Met278	0	0	0	0	0	0	0		1				1
Sub270	0	0	0	0	0	0	0	1	2	2	2	2	1
Urb23	0	0	0	0	0	0	0	2	1	2	2	1	1
Sub268									1			1	1
Sub301	0	0	0	0	0	0	0	1	2	2	2	2	1
Sub821	0	0	0	0	0	0	0	1					1
Sub282	0	0	0	0	0	0	0	1	2	2	2	2	1
Sub300	0	0	0	0	0	0	0	1					1
Sub313	0	0	0	0	0	0	0	1	1	1	2	2	1
Sub820	0	0	0	0	0	0	0	1	2	2	2	2	1
Sub838								1					1
Met274	0	0	8	0	0	0	0	1	2	1	2	2	1
Met275	0	0	0	0	0	0	0	1	2	2	2	2	2
Met277	0	0	0	0	0	0	0	1	2	1	2	2	1
Met279								1					1
Met285								1	2	2	2	2	1
Met289	0	0	0	0	0	0	0	1	1	2	2	2	1
Met292								1				1	
Met310													
Met316								1	2	2	2	2	1
Met638	0	0	0	0	0	0	0	1					1
Met280	0	0	0	0	0	0	0	1	2	2	2	2	1
Met304	0	0	0	0	0	0	0	1		1		1	1
Met305	0	0	0	0	0	0	0	1					2
Met311	0	0	0	0	0	0	0	1	2	1	2	2	1
Met267	0	0	0	0	0	0	0	1	1	2	2	2	2
Met309	0	0	0	0	0	0	0	1	2	1	2	2	1
Met641								1					1
Urb639	0	0	0	0	0	0	0	1					1
Urb671								1		1			1
Urb674									1				1
Sub299								1			1		1
Sub307								1	1	2	2	2	1
Sub827									1				
Sub269	0	0	0	0	0	0	0	2	2	1	2	2	1
Sub311													
Sub803	0	0	0	0	0	0	0	1	2	2	2	2	1
Sub291								1	2	1		2	1
Sub816	0	0	0	0	0	0	0	1	2	2	2	2	2
Sub308													
Sub317	0	0	0	0	0	0	0	1	2	2	2	2	1
Sub822	0	0	0	0	0	0	0	1	1			1	1
Met266								2	1	2	2	2	1
Met637													
Urb644	0	0	0	0	0	0	0	1	2	2	2	2	1
Urb652								1	2	2	2	2	1
Urb12													
Urb33	0	0	0	0	0	0	0	1					
Urb35									1				1
Urb658	0	0	0	0	0	0	0	1					2
Urb682	0	0	0	0	0	0	0	1	2	2	2	2	1
Pri103	0	0	0	0	0	0	0	1	1	1	2	1	1
Pri106								1	1	2	2	2	1
Pri109	0	0	0	0	0	0	0	1	2	2	2	2	2
Pri121									1				1
Pri122	0	0	0	0	0	0	0	1	1				1
Pri124	0	0	0	0	0	0	0	1	2	2	2	2	1
Pri135	0	0	0	0	0	0	0	1	2	2	2	2	1
Pri139													

[illegible]

[illegible]

NewID	O12A	O12B	O13A	O13B	O13C	O13D	O13E	O14A	O14B	O14C	O14D	O14E	O14F
Met298	2	2	2	2	2	2	2	2	2	2	2	2	2
Met301	2	2	2	2	2	2	2	2	2	2	2	2	2
Met302	2	2	2	2	2	2	2	2	2	2	2	2	2
Met652	2	2	2	2	2	2	2	2	2	2	2	2	2
Urb664	2		2	2	2	2	2	2	2	2	2	2	2
Urb673	2	2	2	2	2	2	2	2	2	2	2	2	2
Met689	2	2	2	2	2	2	2	2	2	2	2	2	2
Met278	2	2	2	2	2	2	2	2	2	2	2	2	2
Sub270	2	2	2	2	2	2	2	2	2	2	2	2	2
Urb23	2	2	2	2	2	2	2	2	2	2	2	2	2
Sub268	2	2	2	2	2	2	2	2	2	2	2	2	2
Sub301	2	2	2	2	2	2	2	2	2	2	2	2	2
Sub821	2	2	2	2	2	2	2	2	2	2	2	2	2
Sub282	2	2	2	2	2	2	2	2	2	2	2	2	2
Sub300	2	2	2	2	2	2	2	2	2	2	2	2	2
Sub313	2	2	2	2	2	2	2	2	2	2	2	2	2
Sub820	2	2	2	2	2	2	2	2	2	2	2	2	2
Sub838	2	2	2	2	2	2	2	2	2	2	2	2	2
Met274	2	2	2	2	2	2	2	2	2	2	2	2	2
Met275	2	2	2	2	2	2	2	2	2	2	2	2	2
Met277	2	2	2	2	2	2	2	2	2	2	2	2	2
Met279													
Met285	2	2	2	2	2	2	2	2	2	2	2	2	2
Met289	2	2	2	2	2	2	2	2	2	2	2	2	2
Met292													
Met310	2	2	2	2	2	2	2	2	2	2	2	2	2
Met316	2	2	2	2	2	2	2	2	2	2	2	2	2
Met638	2	2	2	2	2	2	2	2	2	2	2	2	2
Met280	2	2	2	2	2	2	2	2	2	2	2	2	2
Met304	2	2	2	2	2	2	2	2	2	2	2	2	2
Met305	2		2	2	2	2	2	2	2	2	2		2
Met311	2	1	2	2	2	1	2	2	2	2	2	2	2
Met267	2	2	2	2	2	2	2	2	2	2	2	2	2
Met309	2	2											
Met641	2	2	2	2	2	2	2	2	2	2	2	2	2
Urb639	2	2	2	2	2	2	2	2	2	2	2	2	2
Urb671	2	2	2	2	2	2	2	2	2	2	2	2	2
Urb674	2	2	2	2	2	2	2	2	2	2	2	2	2
Sub299													
Sub307	2	2	2	2	2	2	2	2	2	2	2	2	2
Sub827													
Sub269	2	2	2	2	2	2	2	2	2	2	2	2	2
Sub311													
Sub803	2	2	2	2	2	2	2	2	2	2	2	2	2
Sub291	2	2	2	2	2	2	2	2	2	2	2	2	2
Sub816	2	2	2	2	2	2	2	2	2	2	2	2	2
Sub308	2	2	2	2	2	2	2	2	2	2	2	2	2
Sub317	2	2	2	2	2	2	2	2	2	2	2	2	2
Sub822	2	2	2	2	2	2	2	2	2	2	2	2	2
Met266	2	2	2	2	2	2	2	2	2	2	2	2	2
Met637													
Urb644	2	2	2	2	2	2	2	2	2	2	2	2	2
Urb652	2	2	2	2	2	2	2	2	2	2	2	2	2
Urb12	2	2	2	2	2	2	2	2	2	2	2	2	2
Urb33	2	1	2	2	1	1	2	2	2	2	2	1	2
Urb35													
Urb658	2	2	2	2	2	2	2	2	2	2	2	2	2
Urb682	2	2	2	2	2	2	2	2	2	2	2	2	2
Pri103	2	2	1	2	2	1	1	2	2	2	2	2	2
Pri106	2	2	2	2	2	2	2	2	2	2	2	2	2
Pri109	2	2	2	2	2	2	2	2	2	2	2	2	2
Pri121	2	2	2	2	2	2	2	2	2	2	2	2	2
Pri122	2	2	2	2	2	2	2	2	2	2	2	2	2
Pri124	2	2	2	2	2	2	2	2	2	2	2	2	2
Pri135	2	2	2	2	2	2	2	2	2	2	2	2	2
Pri139													

NewID	Q14G	Q14H	Q15A	Q15B	Q15C	Q16	Q18a	Q19a	Q18b	Q19b	Q18c	Q19c	Q18d
Met298	2	2	0	0	0	30							
Met301	2	2	0	0	0	5							
Met302	2	2	0	0	0	3							
Met652	2	2	0	0	0	5							
Urb664	2	2	0	0	0	3							
Urb673	2	2	0	0		6							
Met689	2	2	0	0	0	6							
Met278	2	2	0	0	0	7							
Sub270	2	2	0	0	4	4							
Urb23	2	2	0	0	0	9							
Sub268	2	2	0	0	0	5							
Sub301	2	2	0	0	0	4							
Sub821	2	2	0	0	0	10							
Sub282	2	1	0	0	0	4							
Sub300	2	2	0	0	0	6							
Sub313	2	2	0	0	0	5							
Sub820	2	2	0	0	0	25							
Sub838	2	2	0	0	0	5							
Met274	2	2	0	0	0	0							
Met275	2	2	0	0	0	4							
Met277	2	2	0	0	0	5							
Met279			0	0	0	4							
Met285	2	2	0	0	0	4							
Met289	2	2	0	0	0	5							
Met292													
Met310	2	2	0	0	0	5							
Met316	2	2	0	0	0	9							
Met638	2	2	0	0	0	6							
Met280	2	2	0	0	0	7							
Met304	2	2	0	0	0	6							
Met305	2	2	0	0	0	10							
Met311	2	2	0	0	0	5							
Met267	2	2	0	0	0	10							
Met309													
Met641	2	2	0	0	0	7							
Urb639	2	2	0	0	0	7							
Urb671	2	2	0	0	0	8							
Urb674	2	2				4							
Sub299						4							
Sub307	2	1	0	0	0	5							
Sub827													
Sub269	2	2	0	0	0								
Sub311													
Sub803	2	1	0	0	0	3							
Sub291	2	2	0	0	0	9							
Sub816	2	2	0	0	0	5							
Sub308	2	2	0	0	0	4							
Sub317	2	2	0	0	0	5							
Sub822	2	2	0	0	0	4							
Met266	2	2	0	0	0	5							
Met637						1							
Urb644	2	2	0	0	0	12							
Urb652	2	2	0	0	0	5							
Urb12	2	2				5							
Urb33	2	2	0	0	0	3							
Urb35			0	0	0	6							
Urb658	2	2	0	0	0	10							
Urb682	2	2	0	0	0	10							
Pri103	2	2	14	10	3	1							
Pri106	2	2	0	0	0	4							
Pri109	2	2	0	0	0	6							
Pri121	2	2	0	0	0	5							
Pri122	2	2	0	0	0	8							
Pri124	2	2	0	0	0	5							
Pri135	2	2	0	0	0	8							
Pri139						30							

NewID	O19d	O18e	O19e	O18f	O19f	O18g	O19g	O18h	O19h	O20	O21	O22A	O22B
Met298								2	2	1	8	4	3
Met301								1	1	2		4	4
Met302								1	1	3	10	3	2
Met652								1	1	2		4	3
Urb664								1	2	1	12	5	5
Urb673								1	1	1	8	4	2
Met689								1	2	2		4	2
Met278										4	5	4	3
Sub270								1	2	1	12	3	4
Urb23								1	1	1		1	1
Sub268								1	1	1	8	2	5
Sub301									1	2		4	1
Sub821							2	1	1	2	3	2	3
Sub282							2	1	1	1	3	4	5
Sub300							2	2	2	2	6	2	3
Sub313										1		3	2
Sub820							2	1	1	3		2	4
Sub838							1	1	1	1	3	4	4
Met274							2	1	1	2	27	4	3
Met275									1	2		4	3
Met277							1	1	1	3	27	3	3
Met279							2	2	2	1	3	4	3
Met285										2		4	4
Met289							2	2	2	2	8	4	4
Met292													
Met310							1	1	1	2		4	3
Met316							1	1	1	1	12	3	3
Met638							2	2	2	2	3	2	3
Met280							1	2	2	2	20	3	2
Met304							1	1	1	1	6	1	2
Met305							2	1	1	1		2	2
Met311							2	1	1	1	12	4	2
Met267							2	1	1	3	5	4	3
Met309													
Met641									1	2		3	4
Urb639							1	2	2	1		4	3
Urb671										2	24	4	2
Urb674										1		3	3
Sub299										1	3	3	3
Sub307							2	1	1	1	8	2	4
Sub827													
Sub269							2	2	2	2	5	5	3
Sub311													
Sub803							2	2	2	1		4	4
Sub291							1	2	2	2		4	4
Sub816							1	2	2	2	6	4	3
Sub308							1	2	1	1	8	1	3
Sub317							1	1	1	2		3	3
Sub822							1	2	1	1	8	3	5
Met266										1	8	4	4
Met637							1	2	1	1	27	5	5
Urb644									2	1	13	2	3
Urb652									1	1		3	3
Urb12							2	2	2	3		3	3
Urb33							2	2	2	1		2	4
Urb35							1	2	1	1		4	4
Urb658							2	2	1	1		4	3
Urb682							2	1	2	2	20	5	4
Pri103									1	1	27	1	2
Pri106										1		4	2
Pri109							1	1	1	3	3	2	4
Pri121										2		4	4
Pri122										2	3	3	2
Pri124										3	3	3	3
Pri135							2	1	1	3	5	3	2
Pri139										4	27		

NewID	O22D	O22E	O22F	O22G	O22H	O22I	O22J	O22K	O22L	O22M	O23A	O23B	O23C
Met298	4	4	4	3	2	3	4	4			4	3	2
Met301	2	4	4	2	2	3	3	3	3	1			
Met302	5	5	5	5	5	4	3	3	4	5	3	3	3
Urb652	4	4	4	3	4	2	4	2	4	4	3	2	2
Urb664	5	2	4	1	4	4	4	3	4	2	5	5	4
Urb673	2	4	3	2	2	4	4	3	4	2	4	4	4
Met689	4	3	3	2	4	2	2	4	3	3	3	3	3
Met278	5	3	2	3	2	4	4	4	4	2	4	3	2
Sub270	4	4	4	3	3	3	3	3	3	4	4	3	4
Urb23	5	1	5	1	5	1	1	1	1	5	1	1	1
Sub268	5	5	5	5	5	1	5	1	5	5	3	3	3
Sub301	4	3	3	3	3	5	3	1	3	3	5	3	1
Sub821	4	4	4	2	4	2	4	2	4	4	2	4	4
Sub282	5	4	4	3	5	3	3	2	3	4	4	4	4
Sub300	4	2	4	4	3	3	3	2	4	2	4	3	3
Sub313	3	1	5	4	3	2	4	3	3	5	4	4	3
Sub820	5	4	4	4	1	2	4	2	4	2	1	4	4
Sub838	4	4	2	5	2	4	4	4	4	2	4	4	2
Met274	3	3	3	3	3	3	3	3	3	3	4	3	2
Met275	4	3	3	3	2	3	3	3	3	3	2	4	4
Met277	4	4	2	3	2	3	4	3	4	2	4	4	2
Met279	4	3	4	5	3	3	3	2	1	1	4	4	4
Met285	3	3	3	3	3	3	3	3	3	3	3	3	3
Met289	4	4	4	4	4	4	4	4	4	4	3	3	3
Met292													
Met310	4	4	3	4	3	3	3	2	3	4	4	4	3
Met316	4	4	4	4	4	3	3	2	3	4	3	4	4
Met638	4	4	3	2	3	2	2	2	2	5	3	4	4
Met280	4	4	4	4	4	4	4	4	4	5	4	3	2
Met304	4	4	3	2	3	2	4	2	4	3	4	3	1
Met305	5	5	5	3	3	3	3	2		3	2	5	3
Met311	5	4	2	3	1	4	4	5	5	1	5	2	2
Met267	3	3	2	4	3	3	3	3	3	3	2	3	3
Met309													
Met641	4	3	3	3	4	3	4	3	3	4	4	3	4
Urb639	4	4	4	2	4	3	3	3	3	4	4	3	3
Urb671	4	4	3	4	3	3	3	3	3	2	5	2	2
Urb674	1	3	3	1	3	2	2	3	3	3	3	4	4
Sub299	4	3											
Sub307	4	4	4	2	5	2	2	2	2	5	2	5	5
Sub827													
Sub269	5	2	1	3	3	3	3	3	3	3	2	2	4
Sub311													
Sub803	5	3	3	4	3	3	3	4	4	2	5	5	5
Sub291	4	5	3	2	2	3	4	4	4	2	4	2	2
Sub816	3	4	3	2	3	3	3	3	3	3	4	3	3
Sub308	4	5	5	5	5	2	4	2	2	5			
Sub317	5	5	3	3	3	3	5	3	3	3	4	5	3
Sub822	5	3	3	3	3	3	5	3	5	4	2	2	4
Met266	3	4	4	3	4	4	4	4	4	4	4	2	3
Met637	5	4	3	3	3	4	4	2	4	5	1	5	5
Urb644	3	3	5	3	3	2	2	3	3	4	5	5	3
Urb652	4	4	4	3	2	3	4	3	4	2	3	4	3
Urb12	3	3	3	2	3	3	4	4	4	3			
Urb33	4	3	4	2	3	4	4	4	4	5	2	4	5
Urb35	4	4	4	2	5	3	2	2	2	4	3	3	4
Urb658	4	3	2	3	2	4	4	4	4	5	1	5	3
Urb682	4	3	2	3	4	4	4	4	4	5	4	3	4
Pri103	4	5	3	2	5	2	4	2	4	5	4	4	3
Pri106	3	4	3	2	4	3	3	3	3	3	2	4	3
Pri109	4	2	3	4	2	2	4	4	4	3	4	3	2
Pri121	4	4	3	3	4	2	4	4	4	3	4	4	5
Pri122	4	5	3	2	3	3	3	3	3	3	4	3	2
Pri124	3	3	3	3	3	3	3	3	3	3	4	2	4
Pri135	4	3	3	3	2	3	3	3	3	3	4	4	3
Pri139													

NewID	O23D	O23E	O23F	O23G	O23H	O23I	O23J	O23K	O23L	O23M	O23N	O23O	O23P
Met298	1	4	4	1	4	3	2	4	4	4	4	3	2
Met301													
Met302	1	2	5	4	4	2	1	2	5	3	2	1	3
Met652	1	1	4	2	3	2	2	2	4	3	4	3	5
Urb664	2	5	5	1	5	2	5	4	5	2	5	5	4
Urb673	1	4	5	1	5	2		4	4	2	4	4	2
Met689	2	2	3	4	5	3	4	3	3	2	2	2	3
Met278	1	4	3	3	4	4	3	3	4	3	3	2	4
Sub270	4	4	2	1	4	4	4	3	3	4	3	2	4
Urb23	1	1	2	5	2	5	3	1	1	1	4	2	4
Sub268	1	5	5	5	3	1	2	2	5	3	5	2	5
Sub301	1	4	5	1	3	1	3	4	4	2	3	3	1
Sub821	2	4	4	4	3	2	3	2	4	3	4	3	4
Sub282	4	4	1	1	3	5	5	4	1	1	5	3	2
Sub300	3	4	2	2	3	4	3	2	4	3	4	3	5
Sub313	2	4	3	2	4	4	2	2	3	3	5	5	2
Sub820	2	4	4	5	3	4	2	5	4	3	4	2	5
Sub838	1	4	4	2	4	2	2	2	4	2	3	2	4
Met274	1	4	5	2	4	2	2	4	4	3	2	2	2
Met275	2	4	4	3	3	3	4	3	4	4	4	3	4
Met277	1	4	5	3	3	1	4	2	5	3	4	2	4
Met279	5	5	1	1	5	5	3	2	1	5	5	4	3
Met285	3	3	5	4	3	1	3	3	5	1	4	3	4
Met289	3	3	3	3	3	3	3	3	3	3	3	3	3
Met292													
Met310	2	2	4	2	4	3	4	3	3	4	3	3	2
Met316	1	3	5	3	5	1	3	3	5	2	4	1	3
Met638	4	4	3	5	4	4	4	3	3	4	5	5	5
Met280	4	2	2	2	2	4	3	4	2	4	2	2	2
Met304	1	2	4	4	4	2	4	2	5	4	2	1	3
Met305	3	4	3	5	5		5		4		5	5	5
Met311	1	4	4	5	4	2	2	4	5	2	2	2	2
Met267	2	5	5	4	3	3	2	1	5	3	4	3	5
Met309													
Met641	2	4	4	4	3	2	3	2	2	4	4	3	4
Urb639	2	2	4	2	3	4	3	3	3	3	4	3	3
Urb671	1	1	5	2	1	1	3	5	5	1	1	1	1
Urb674	2	4	5	4	3	2	2	2	4	3	4	4	5
Sub299													
Sub307	3	5	4	4	4	2	2	1	4	2	5	4	4
Sub827													
Sub269	4	4	3	3	3	3	3	3	3	3	3	3	3
Sub311													
Sub803	5	5	5	2	5	5	3	5	5	3	5	4	2
Sub291	2	4	4	2	2	2	3	3	4	2	2	2	2
Sub816	2	3	4	3	3	2	3	4	4	3	2	2	2
Sub308													
Sub317	2	4	4	2	4	1	3	2	4	4	3	3	4
Sub822	1	4	4	4	3	2	2	1	4	5	4	3	5
Met266	3	3	2	2	4	5	3	3	2	4	3	3	4
Met637	5	5	1	5	5	5	5	3	1	4	5	5	5
Urb644	2	1	5	1	5	1	3	4	4	3	2	1	2
Urb652	2	4	4	4	4	2	3	2	4	4	4	3	4
Urb12													
Urb33	1	4	2	1	4	5	4	4	4	2	4	4	2
Urb35	2	3	2	4	4	3	5	3	2	4	3	2	2
Urb658	2	5	1	5	1	5	4	1	1	2	3	4	5
Urb682	2	5	2	5	2	5	2	2	2	4	5	5	5
Pri103	2	4	4	4	4	2	4	2	4	5	4	2	3
Pri106	2	4	3	4	4	2	4	2	4	4	4	3	4
Pri109	1	4	4	4	4	4	2	2	4	3	2	3	4
Pri121	1	2	4	3	4	5	5	2	4	5	4	4	4
Pri122	1	3	5	2	4	1	3	3	5	3	3	2	2
Pri124	2	4	4	2	4	2	2	4	4	2	4	2	2
Pri135	2	4	4	2	3	2	3	4	4	3	3	2	2
Pri139													





NewID	Q24M	Q25A	Q25B	Q25C	Q25D	Q25E	Q25F	Q25G	Q25H	Q26A	Q26B	Q26C
Met298	10	50	80	0	0	0	5	0	100	0	0	0
Met301												
Met302	2	0	40	0	20	0	0	20	365	2	10	0
Met652	5	0	10	0	3	0	4	10	50	20	10	0
Urb664	0	0	0	0	0	0	0	0		0	1	0
Urb673	0											
Met689	0	2	7	0	0	0	2	3	103	50	4	15
Met278	0	0	30	0	0	0	0	0	20	0	6	0
Sub270	0	1	16	0	0	0	0		365	0	8	3
Urb23												
Sub268									300	5	3	5
Sub301	3	30	90	150	0	0	10	300	365	0	5	5
Sub821	0	0	0	0	0	0	5	0	365	60	5	0
Sub282	0	0	4	0	0	0	0	0	100	0	1	0
Sub300	15	15	80	0	10	0	10	0	150	0	0	30
Sub313	0	0	0	0	0	0	0	0	75	0	1	0
Sub820	2	0	3	0	0	0	20	0	365	0	1	0
Sub838	10	10	0	0	20	0	0	10	180	0	0	0
Met274	15	10	15	0	30	10	20	0	90	0	20	30
Met275	0	0	80	60	0	20	8	0	330	0	1	30
Met277	0	0	0	0	0	0	0	0	100	0	5	0
Met279	5	0	0	0	15	0	2	0	100	1	0	5
Met285	20	0	90	0	0	90	50	20	0	0	100	100
Met289	0	30	120	100	100	100	5	0	300	0	0	0
Met292												
Met310	1	0	25	0	10	0	10	0	250	75	30	10
Met316				200					300			
Met638	3	0	0	0	0	0	0	0	0	10	100	100
Met280	0	30	90	0	0	0	15	0	300	0	0	0
Met304	0	0	2	0	0	0	0	0	300	1	3	50
Met305	0	0	4	3	0	0	0	0	142	0	5	10
Met311	1	0	2	0	0	0	0	0	60	0	3	20
Met267	2	0	60	0	0	2	20	0	200	3	3	0
Met309												
Met641	3		25			20	10			0	5	10
Urb639	0	0	60	0	0	0	0	60	120	0	0	0
Urb671	25	0	0	0	0	0	10	10	350	0	10	0
Urb674			45		90			300	325			
Sub299												
Sub307	2	0	2	0	0	0	2	0	300	0	2	90
Sub827												
Sub269	5	0	0	0	0	0	10	40	40	40	3	
Sub311												
Sub803	0	0	0	0	0	0	5	0	360	8	2	0
Sub291	0	0	0	0	0	0	5	0	200	40	10	0
Sub816	0	0	3	0	0	0	8	0	7	0	3	5
Sub308												
Sub317	4	10	10	2	30	5	3	0	200	1	2	60
Sub822	0	0	0	0	0	0	0	0	0	30	2	0
Met266	0	0	0	10	0	10	0	0	365	0	0	0
Met637	0	365	200	100	0	365	10	365	365	0	10	0
Urb644	0	0	0	0	0	0	0	0	360	0	0	0
Urb652	3	0	15	0	5	0	5	0	20	0	0	10
Urb12												
Urb33	20	0	5	0	0	0	5	0	100	0	0	5
Urb35			90			100	50	200	365		100	50
Urb658	5	0	40	0	0	0	0	0	100	0	5	0
Urb682	4	0	2	0	5	0	0	0	34	4	1	20
Pri103	0	0	0	0	50	100	0	0	365	10	30	0
Pri106	4		120				4		180		12	4
Pri109	20	0	0	0	0	0	0	0	0	0	0	0
Pri121					30					2		4
Pri122	0	0	0	0	0	0	0	6	60	0	6	6
Pri124	0	0	0	0	0	0	7	0	365	40	15	40
Pri135	0	10	0	0	0	0	0	0	300	0	0	0
Pri139	0	0	120	0	0	0	0	0	200	1	0	0

NewID	Q26D	Q26E	Q26F	Q27	Q27O	Q28	Q29A	Q29B	Q29C	Q29D	Q29E	Q30
Met298	0	0	30	1	1	1	1					5
Met301												
Met302	0	0	180	1	1	0	1					5
Met652	0	5	50	2		2	1					5
Urb664	0	0	12	1		0	1					4
Urb673				2			1					5
Met689	0	0	175	3		1	1					3
Met278	0	0	80	1	2	0	1					5
Sub270	0	0	0	1	2	1			1			5
Urb23												
Sub268	0	6	50	1	2	1	1					3
Sub301	0	0	200	1		0			1			3
Sub821	0	0	0	1		0	1					3
Sub282	0	0	0	1	1	1				1		5
Sub300	0	0	150	3		2	1					6
Sub313	0	0	365	2		1	1					4
Sub820	0	0	0	4		2				1		3
Sub838	10	10	100	0		0	1					3
Met274	0	0	0	4		3	1					5
Met275	0	0	10	1		1		1				3
Met277	0	0	0	1	3	2	1					6
Met279	0	0	0	1		1	1					3
Met285	0	0	50	5		3		1				5
Met289	0	0	0	1		2	1					4
Met292				1					1			5
Met310	0	75		1		0	1					3
Met316				1		1	1					5
Met638	5	3	3	5		4	1					4
Met280	0	0	0	2		1	1					5
Met304	0	0	25	3		1	1					5
Met305	0	0	80	2		1			1			2
Met311	0	0	5	1	1	0			1			5
Met267	0	2	15	4		0	1					5
Met309												
Met641	0	50	50	1		0		1				7
Urb639	0	0	60	2		0			1			5
Urb671	0	0	350	1	2	0		1				5
Urb674			250	1		1			1			2
Sub299				1	4	3	1					4
Sub307	0	2	150	4		4	1					5
Sub827												
Sub269		40	60	1	1	1	1					4
Sub311												
Sub803	0	0	30	2		2	1					5
Sub291	0	0	0	1		0	1					
Sub816	0	0	5	5		4	1					2
Sub308												
Sub317	0	4	5	3		3	1					3
Sub822	0	1	5	0	1		1					3
Met266	30	0	0	1	1	1	1					4
Met637	0	0	0	2		0				1		4
Urb644	0	0	0	3		2			1			4
Urb652	0	0	0	4		2	1					5
Urb12												
Urb33	0	0	200	1		1	1					4
Urb35				0		0	1					
Urb658	0	0	60	2		1		1	1			3
Urb682	0	0	40	7		5	1					6
Pri103	0	20	0	3		3	1					4
Pri106			120	2			1					5
Pri109	0	0	0	3		2	1					2
Pri121		2		1		0	1					2
Pri122	0	0	300	3		0			1			3
Pri124	0	40	300	2		1	1					5
Pri135	0	0	0	1		0	1					5
Pri139	0	0	0	2		0	1					4

NewID	Q31	Q32	Q33
Met298	68106	1967	6
Met301	68106	1962	11
Met302	68106	1980	9
Met652	68106	1989	6
Urb664	68107	1965	6
Urb673	68110	1963	
Met689	68111	1955	4
Met278	68112	1963	8
Sub270	68116	1958	3
Urb23	68117	1956	
Sub268	68122	1978	6
Sub301	68122	1959	
Sub821	68122	1965	7
Sub282	68123	1973	3
Sub300	68123	1980	8
Sub313	68123	1966	8
Sub820	68123	1983	9
Sub838	68123	1996	4
Met274	68127	1964	8
Met275	68127	1956	
Met277	68127	1967	9
Met279	68127	1964	4
Met285	68127	1976	7
Met289	68127	1977	2
Met292	68127	1959	7
Met310	68127	1956	8
Met316	68127	1951	8
Met638	68127	1978	9
Met280	68128	1956	6
Met304	68128	1974	10
Met305	68128	1955	6
Met311	68128	1950	6
Met267	68132	1986	8
Met309	68132	1991	
Met641	68132	1951	8
Urb639	68134	1954	6
Urb671	68134	1952	10
Urb674	68134	1956	6
Sub299	68135	1974	9
Sub307	68135	1982	10
Sub827	68135	1966	9
Sub269	68136	1998	5
Sub311	68136	1987	
Sub803	68136	1960	8
Sub291	68137	1967	8
Sub816	68137	1981	8
Sub308	68138	1991	6
Sub317	68138	1980	7
Sub822	68138	1969	10
Met266	68142	1961	7
Met637	68142	1970	6
Urb644	68144	1972	6
Urb652	68144	1979	7
Urb12	68147	1952	
Urb33	68147	1987	4
Urb35	68147	1964	
Urb658	68147	1994	8
Urb682	68147	1976	8
Pri103	68154	1986	8
Pri106	68154	1970	8
Pri109	68154	1984	7
Pri121	68154	1961	8
Pri122	68154	1953	7
Pri124	68154	1976	11
Pri135	68154	1956	7
Pri139	68154	1957	9

NewID	Mode	Q1A	Q1B	Q2A	Q2B	Q2C	Q2D	Q2E	Q2F	Q2G	Q2H	Q2I	Q2J	Q2K
Pri140	1	3							1	1	1			
Pri142	1	30		1	1	1	1	1	1	1	1	1	1	1
Pri144	1	4						1		1	1			
Pri147	1	4							1			1		
Pri157	1	1							1					
Pri159	1	23						1	1	1	1	1	1	
Pri721	1	8					1	1	1	1	1	1		
Pri722	1		1											
Pri723	2	1	42				1	1	1	1	1	1	1	1
Pri725	2	1	3						1	1				
Pri733	2	1	3								1	1		
Pri735	1	8										1	1	
Pri739	1	15						1	1	1	1			
Pri745	1	10						1	1					
Pri748	1	10						1	1	1	1			
Pri749	1	25						1	1	1		1		
Pri750	1		1											
Pri751	1	6					1	1	1					
Pri755	1	8				1		1				1		1
Sub280	1	90							1	1	1	1	1	
Sub799	1	5					1	1						

NewID	Q2L	Q3	Q4A	Q4B	Q4C	Q5	Q6A	Q6B	Q6C	Q6D	Q6E	Q6F	Q6G
Pri140		2	1	2	5	2	0	0	0	0	0	0	0
Pri142	1		2	6	24	1	0	0	0	0	0	0	0
Pri144		1	2	1	1	2	0	0	0	0	0	0	0
Pri147		1	0	2	2	1	0	0	0	0	0	0	0
Pri157		1		1		2	0	0	0	0	0	0	0
Pri159		2		20	7	1	0						
Pri721		2	0	18	0	2	0	0	0	0	0	0	0
Pri722													
Pri723			0	2	40	1							
Pri725		2	3			2	0	0	0	0	0	0	0
Pri733		1		3		2	0	0	0	0	0	0	0
Pri735		1	0	8		1	0	0	0	0	0	0	0
Pri739		2	8	5	2	2	0	0	0	0	0	0	0
Pri745		1	10			2	1	0	0	0	0	0	0
Pri748		1	10	0	0	2	0	0	0	0	0	0	0
Pri749		2	25	2		2	0	0	0	0	0	0	0
Pri750													
Pri751		1	6			2				2			
Pri755		3	0	3	5	1	0	0	0	0	0	0	0
Sub280		1	80	10	0	1			5	1			
Sub799			2	0	3	1	0	0	0	0	0	0	0

NewID	Q6H	Q6I	Q6J	Q6K	Q6L	Q6M	Q6N	Q6O	Q6P	Q6Q	Q6R	Q6S
Pri140	0	0	0	0	1	0	0	0	0	0	0	0
Pri142	0	0	0	0	0	0	0	0	0	0	0	0
Pri144	0	0	0	0	2	0	0	0	0	0	0	0
Pri147	0	0	0	0	0	0	0	0	0	0	0	0
Pri157	0	0	0	0	0	0	0	0	0	0	0	0
Pri159												
Pri721	0	0	0	0	0	0	0	0	2	0	1	0
Pri722												
Pri723												
Pri725	0	0	0	0	0	0	0	0	3	0	0	0
Pri733	0	0	0	0	0	0	0	0	0	0	0	0
Pri735	0	0	0	0	0	0	0	0	0	0	0	0
Pri739	0	0	0	0	0	0	0	0	2	0	2	
Pri745	0	0	0	0	0	0	0	0	4	0	0	0
Pri748	0	0	0	0	1	0	0	0	1	0	0	0
Pri749	0	0	0	0	0	0	0	0	0	0	0	0
Pri750												
Pri751												
Pri755	0	0	0	0	0	0	0	0	0	0	0	0
Sub280			2						50		3	
Sub799	0	0	0	0	2	0	0	0	0	0	0	0







NewID	Q8F	Q8G	Q8H	Q8I	Q8J	Q8K	Q8L	Q9A	Q9B	Q9C	Q9D	Q9E	Q10A
Pri140	0	0	0	0	0	0	0	1	1	2	2	2	1
Pri142	0	0	0	0	0	0	0	2	1	2	2	1	1
Pri144	0	0	0	0	0	0	0	1	2	1	2	2	1
Pri147	0	0	0	2	0	0	0		1				
Pri157	0	0	1	0	0	0	0	1	2	2	2	2	1
Pri159								1	1	1			
Pri721	0	0	0	0	0	0	0	1	1				1
Pri722													
Pri723								1					1
Pri725	0	0	0	0	0	0	0	1	2	2	2	2	1
Pri733	0	0	0	0	0	0	0	1	1	2	2	2	1
Pri735	0	0	0	0	0	0	0	1	1	2	2	2	1
Pri739	0	0	0	0	0	0	0	1	2	1	1	2	1
Pri745	0	0	0	0	0	0	0	1	2	2	2	2	1
Pri748	0	0	0	0	0	0	0	1	2	1	2	2	1
Pri749	0	0	0	0	0	0	0	1	2	2	2	2	2
Pri750													
Pri751									1				1
Pri755	0	0	0	0	0	0	0	1	2	2	2	2	2
Sub280								1	2	2	2	2	1
Sub799	0	0	0	0	0	0	0	2	1	2	2	2	1

NewID	Q10B	Q11A	Q11B	Q11C	Q11D	Q11E	Q11F	Q11G	Q11H	Q11I	Q11J	Q11K	Q11L
Pri140	2	2	2	1	2	1	1	2	2	2	2	2	2
Pri142	2	2	1	1	1	1	1	1	1	1	2	2	1
Pri144	2	2	2	1	2	1	1	2	2	2	2	2	2
Pri147	1	2	1	2	2	2	1	2	1	2	2	2	2
Pri157	2	2	2	2	2	1	1	2	2	2	2	2	2
Pri159	1	2	2	1	1	1	1	1	1	2	2	2	2
Pri721		1	1	1	1	1	1	1	1	2	2	2	1
Pri722													
Pri723	2			2									
Pri725	1	2	2	1	1	1	2	2	2	2	2	2	2
Pri733	2	2	2	2	2	2	2	2	2	2	1	2	2
Pri735	2	2	2	1	2	1	1	2	2	2	2	2	2
Pri739	1	2	2	1	1	1	2	1	2	2	2	2	2
Pri745	2	2	2	1	2	1	1	2	2	2	2	2	1
Pri748	2	2	2	1	1	1	1	2	1	2	2	2	1
Pri749	2	2	2	1	1	1	1	2	1	2	1	2	1
Pri750													
Pri751					1	1	1	1	1				
Pri755	1	2	2	2	2	2	2	2	2	2	2	1	1
Sub280		2	2	1	2	1	2	2	1	1	2	2	1
Sub799	2	2	2	1	2	1	1	1	1	2	2	2	2





NewID	Q14G	Q14H	Q15A	Q15B	Q15C	Q16	Q18a	Q19a	Q18b	Q19b	Q18c	Q19c	Q18d
Pri140	2	2	0	0	0	4							
Pri142	2	2	0	0	0	8							
Pri144	2	2	0	0	0	7							
Pri147	2	2	0	0	0	5							
Pri157	2	2	0	0	0	12							
Pri159	2	2	0	0	0	5							
Pri721	2	2	0	0	0	10							
Pri722						21							
Pri723						4							
Pri725	2	2	0	0	0	3							
Pri733	2	2	0	0	0	18							
Pri735	2	2	0	0	0	3							
Pri739	2	2	0	0	0	5							
Pri745	2	2	0	0	0	13							
Pri748	2	2	0	0	0	3							
Pri749	2	2	0	0	0	17							
Pri750						8							
Pri751	2	2				4							
Pri755	2	2	0	0	0	1							
Sub280	2	2	0	0	0	10							
Sub799	2	2	0	0	0	11							

NewID	Q19d	Q18e	Q19e	Q18f	Q19f	Q18g	Q19g	Q18h	Q19h	Q20	Q21	Q22A	Q22B
Pri140								2	1	2	3	2	3
Pri142								1	2	1		2	1
Pri144								2	1	1	12	2	4
Pri147								1	2	1	8	4	2
Pri157								2	1	3	20	3	4
Pri159								1	1	2		4	3
Pri721								2	1	2	6	1	4
Pri722								2	1	4		3	4
Pri723										1	8	2	3
Pri725								2	1	2	3	4	4
Pri733										1	3		
Pri735								2	1	1		3	2
Pri739								1	1	1		3	3
Pri745								1	2	2	3	2	3
Pri748								1	1	2	3	4	3
Pri749								1	1	2		3	3
Pri750											1		
Pri751										1	8	4	3
Pri755								1	2	1	14	3	2
Sub280								2	2	1	8	1	3
Sub799								2	2	2	6	4	4

NewID	Q22D	Q22E	Q22F	Q22G	Q22H	Q22I	Q22J	Q22K	Q22L	Q22M	Q23A	Q23B	Q23C
Pri140	3	3	3	3	3	3	3	3	3	3	5	4	4
Pri142	4	3	4	2	5	2	4	1	4	5	2	3	3
Pri144	4	4	3	4	2	3	4	2	4	2	4	4	2
Pri147	5	3	3	4	3	3	4	4	4	3	4	2	2
Pri157	4	4	3	4	2	3	4	2	4	4	5	3	2
Pri159	4	4	3	3	3	2	3	4	4	5	4	4	4
Pri721	4	5	5	2	3	2	1	1	4	3	2	4	4
Pri722	3	4	4	3	3	3	3	3	3	3	4	2	3
Pri723	4	3	3	3	5	3	3	3	3	4	2	3	2
Pri725	2	3	4	2	2	4	4	3	3	3	4	4	4
Pri733											3	2	2
Pri735	4	4	4	4	2	3	3	4	4	2	4	2	2
Pri739	3	4	4	2	3	3	3	3	3	2	1	4	3
Pri745	4	4	4	1	3	4	4	4	4	4	3	2	4
Pri748	5	5	3	1	3	4	4	4	4	3	4	4	3
Pri749	5	3	3	3	2	3	3	3	3	3	4	5	3
Pri750	5	4		3						4	2	3	4
Pri751	4	4	3	3	2	3	3	3	3	2	4	3	3
Pri755	4	4	3	3	4	3	4	3	4	3	4	4	3
Sub280	4	5	4	3	2	4	3	1	3	5	1	5	5
Sub799	5	5	2	4	2	4	4	4	4	2	1	4	4



NewID	Q23D	Q23E	Q23F	Q23G	Q23H	Q23I	Q23J	Q23K	Q23L	Q23M	Q23N	Q23O	Q23P
Pri140	2	5	4	4	4	2	3	2	4	4	4	3	4
Pri142	1	4	4	3	2	4	3	2	4	4	4	3	4
Pri144	1	5	4	3	4	2	3	2	4	4	4	2	4
Pri147	1	1	4	1	3	4	3	4	4	3	2	1	1
Pri157	2	2	2	2	3	2	2	5	5	3	2	2	2
Pri159	2	5	3	3	3	4	4	3	4	4	4	3	3
Pri721	2	4	2	4	4	4	5	1	2	5	5	5	5
Pri722	4	3	3	2	3	4	2	3	4	2	3	3	3
Pri723	2	3	3	2	3	2	3	2	4	4	3	2	4
Pri725	2	4	4	2	3	2	2	2	4	4	4	3	4
Pri733	2	4	3	2	2	2	3	2	4	2	2	2	3
Pri735	2	2	4	4	2	3	4	4	4	2	2	2	2
Pri739	2	4	4	5	3	1	4	1	5	4	4	3	5
Pri745	2	4	4	4	4	1	2	2	4		2	2	3
Pri748	3	5	5	5	4	1	4	3	5	3	4	2	4
Pri749	1	5	5	2	4	1	5	3	5	3	4	3	4
Pri750	1	4	5	4	2	1	3	1	5	3	3	2	4
Pri751	2	3	3		3	3	3	2	3	2	3	3	3
Pri755	3	3	3	3	3	5	4	3	3	3	4	4	3
Sub280	1	3	5	5	5	5	4	1	5	5	4	3	5
Sub799	2	5	4	4	2	4	2	2	4	4	4	4	5

NewID	Q24A	Q24B	Q24C	Q24D	Q24E	Q24F	Q24G	Q24H	Q24I	Q24J	Q24K	Q24L
Pri140	3	0	0	0	10	10	3	0	2	0	0	4
Pri142	30	15	0	0	0	0	0	0	0	5	0	0
Pri144	4	0	0	1	20	4	0	0	2	4	2	8
Pri147	4	0	0	0	0	0	0	0	0	0	0	0
Pri157	1	0	0	0	2	0	0	0	0	0	0	0
Pri159	23	0	0	2	0	0	0	0	3	1	0	7
Pri721	18	0	4	2	4	0	0	0	0	4	0	10
Pri722	0	0	0	0	10	0	0	0	0	0	0	0
Pri723	42				3							
Pri725	3	0	0	0	4	0	0	0	0	0	0	5
Pri733												
Pri735	8	0	0	0	2	4	80	0	0	0	0	0
Pri739	15	0	0	0	2	0	0	0	4	1	0	3
Pri745	10	0	0	0	0	0	0	0	0	3	0	20
Pri748	10	0	2	0	10	5	0	0	0	0	0	0
Pri749	27	0	0	0	0	0	0	0	0	0	0	0
Pri750	0	0	0	0	0	5	10	0	0	0	0	0
Pri751	6				2		10					
Pri755	8	0	4	2	0	0	0	0	0	0	0	1
Sub280	90	0	0	0	0	0	0	0	0	0	0	0
Sub799	5	0	0	0	0	0	0	0	2	0	2	30

NewID	Q24M	Q25A	Q25B	Q25C	Q25D	Q25E	Q25F	Q25G	Q25H	Q26A	Q26B	Q26C
Pri140	2	60	30	0	15	0	2	0		0	0	30
Pri142	0	0	0	0	0	0	0	0	365	0	2	0
Pri144	10	10	15	0	10	0	14	90	250	0	3	2
Pri147	0	0	90	0	0	0	0	0	365	0	14	0
Pri157	0	0	365	0	200	0	10	365	365	0	25	25
Pri159	0	0	110	0	4	40	10	0	365	0	30	12
Pri721	1	43	115	15	15	28	1	310	310	5	40	40
Pri722	10	0	14	50	0	0	15	0	300	0	10	0
Pri723												
Pri725	5	0	0	0	0	0	3	300	200	0	15	0
Pri733												
Pri735	40	0	14	100	2	4	3	0	90	0	0	0
Pri739	1	0	20	0	0	0	2	0	0	5	5	0
Pri745	0	0	20	0	0	0	0	3	20	0	10	20
Pri748	30	0	0	0	50	0	0	0	100	0	4	0
Pri749	5	10	0	0	0	0	0	0	365	0	5	5
Pri750	5	0	30	0	15	15	15	0		0	10	0
Pri751										2		
Pri755	0	1	2	0	0	0	2	0	365	5	2	4
Sub280	0	0	90	0	0	0	0	0	365	0	0	0
Sub799	0	5	11	0	3	25	9	0	211	2	11	1

NewID	Q26D	Q26E	Q26F	Q27	Q27O	Q28	Q29A	Q29B	Q29C	Q29D	Q29E	Q30
Pri140	0	0	30	3		3	1					3
Pri142	0	0	0	1		0	1					4
Pri144	0	0	100	1		0			1			6
Pri147	0	0	0	2		0			1			5
Pri157	0	0	300	1		1			1			2
Pri159	0	7	0	2		2		1				4
Pri721	2	0	20	5		5	1					4
Pri722	0	0	100	1		0		1	1			5
Pri723												
Pri725	5	0	200	1	5	3		1			1	2
Pri733												
Pri735	0	0	180	3		1				1		5
Pri739	10	0	10	3		2	1					5
Pri745	0	0	10	1		0	1					2
Pri748	20	20	100	1		0	1					5
Pri749	0	25	50		1		1					3
Pri750	0	0	20	1		0	1					7
Pri751					1		1					6
Pri755	0	0	0	4		3	1					4
Sub280	0	0	0	2		1			1			1
Sub799	35	15	211	2		1	1					5

<b>NewID</b>	<b>Q31</b>	<b>Q32</b>	<b>Q33</b>
Pri140	68154	1981	7
Pri142	68154	1960	8
Pri144	68154	1957	8
Pri147	68154	1948	10
Pri157	68154	1958	6
Pri159	68154	1984	3
Pri721	68154	1967	9
Pri722	68154	1957	7
Pri723	68154	1952	
Pri725	68154	1998	3
Pri733	68154	1965	
Pri735	68154	1957	3
Pri739	68154	1996	4
Pri745	68154	1962	
Pri748	68154	1992	7
Pri749	68154	1989	5
Pri750	68154	1952	
Pri751	68154	1962	10
Pri755	68154	1984	8
Sub280	68164	1951	5
Sub799	68164	1969	6

Appendix 5. Code used to analyze the survey data for this thesis.

```
# Setup -----
```

```
install.packages("gridExtra")
```

```
install.packages("tidyverse")
```

```
install.packages("dplyr")
```

```
install.packages("readr")
```

```
install.packages("haven")
```

```
install.packages("vegan")
```

```
install.packages("cluster")
```

```
install.packages("Rtsne")
```

```
install.packages("ggplot2")
```

```
install.packages("emmeans")
```

```
library(tidyverse) #load the tidyverse meta package
```

```
library(dplyr) #data cleaning
```

```
library(readr) #allow us to read in csv
```

```
library(haven) #allow us to read in SPSS files
```

```
library(vegan) #for MANOVA
```

```
library(cluster) #for Gower similarity
```

```
library(Rtsne) # for t-SNE plot
```

```
library(ggplot2)
```

```
library(emmeans)
```

```
Survey <- read_sav("D:Anglers_Data_Final.sav")#open and convert data to an object
```

Survey %>%

```
separate(NewID, c("Tapestry", "extra"), 3) %>% #To add the original column back, add
remove = FALSE
```

```
select(-extra) -> Survey2
```

# Data Cleaning -----

Survey2 %>%

```
mutate(Q1A = replace(Q1A, ID ==33049, 125), #Changing values in Q1A to match
sum of Q4A-C values (Q1A values were previously NA)
```

```
Q1A = replace(Q1A, ID ==31159, 45),
```

```
Q1A = replace(Q1A, ID ==34168, 60),
```

```
Q1A = replace(Q1A, ID ==37156, 82),
```

```
Q1A = replace(Q1A, ID ==37334, 10),
```

```
Q1A = replace(Q1A, ID ==34230, 12),
```

```
Q1A = replace(Q1A, ID ==38097, 8),
```

```
Q1A = replace(Q1A, ID ==31126, 32),
```

```
Q1A = replace(Q1A, ID ==33386, 8),
```

```
Q1A = replace(Q1A, ID ==36143, 13),
```

```
Q1A = replace(Q1A, ID ==37310, 31),
```

```
Q1A = replace(Q1A, ID ==37412, 5),
```

```
Q1A = replace(Q1A, ID ==33078, 6),
```

```
Q1A = replace(Q1A, ID ==36041, 20),
```

```
Q1A = replace(Q1A, ID ==31319, 60),
```

```
Q1A = replace(Q1A, ID ==32382, 0),
```



Q1A = replace(Q1A, ID == 35089, 48),

Q1A = replace(Q1A, ID == 37300, 2),

Q9B = replace(Q9B, ID == 35277, 1), #Changing values in Q9B and Q9D based on the written responses in Q9OTH

Q9D = replace(Q9D, ID == 32298, 1),

Q9D = replace(Q9D, ID == 35255, 1),

Q11L = replace(Q11L, ID == 37118, 1),

Q11M = replace(Q11M, ID == 37118, 1),

Q11N = replace(Q11N, ID == 37118, 1),

Q11O = replace(Q11O, ID == 37118, 1),

Q11C = replace(Q11C, ID == 36225, 1),

Q11D = replace(Q11D, ID == 36225, 1)) %>%

replace\_na(list(Q1B = 0, #Turning NAs into 0s. 0s will later be converted into character values

Q2A = 0,

Q2B = 0,

Q2C = 0,

Q2D = 0,

Q2E = 0,

Q2F = 0,

Q2G = 0,

Q2H = 0,

Q2I = 0,

Q2J = 0,

$$Q2K = 0,$$

$$Q2L = 0,$$

$$Q6A = 0,$$

$$Q6B = 0,$$

$$Q6C = 0,$$

$$Q6D = 0,$$

$$Q6E = 0,$$

$$Q6F = 0,$$

$$Q6G = 0,$$

$$Q6H = 0,$$

$$Q6I = 0,$$

$$Q6J = 0,$$

$$Q6K = 0,$$

$$Q6L = 0,$$

$$Q6M = 0,$$

$$Q6N = 0,$$

$$Q6O = 0,$$

$$Q6P = 0,$$

$$Q6Q = 0,$$

$$Q6R = 0,$$

$$Q6S = 0,$$

$$Q6T = 0,$$

$$Q6U = 0,$$

$$Q6V = 0,$$

$$Q7A = 0,$$

$$Q7B = 0,$$

$$Q7C = 0,$$

$$Q7D = 0,$$

$$Q7E = 0,$$

$$Q7F = 0,$$

$$Q7G = 0,$$

$$Q7H = 0,$$

$$Q7I = 0,$$

$$Q7J = 0,$$

$$Q7K = 0,$$

$$Q7L = 0,$$

$$Q7M = 0,$$

$$Q7N = 0,$$

$$Q7O = 0,$$

$$Q7P = 0,$$

$$Q8A = 0,$$

$$Q8B = 0,$$

$$Q8C = 0,$$

$$Q8D = 0,$$

$$Q8E = 0,$$

$$Q8F = 0,$$

$$Q8G = 0,$$

$$Q8H = 0,$$

$$Q8I = 0,$$

$$Q8J = 0,$$

$$Q8K = 0,$$

$$Q8L = 0,$$

$$Q9A = 0,$$

$$Q9B = 0,$$

$$Q9C = 0,$$

$$Q9D = 0,$$

$$Q9E = 0,$$

$$Q11A = 0,$$

$$Q11B = 0,$$

$$Q11C = 0,$$

$$Q11D = 0,$$

$$Q11E = 0,$$

$$Q11F = 0,$$

$$Q11G = 0,$$

$$Q11H = 0,$$

$$Q11I = 0,$$

$$Q11J = 0,$$

$$Q11K = 0,$$

$$Q11L = 0,$$

```

Q11M = 0,
Q11N = 0,
Q11O = 0,
Q11P = 0,
Q11Q = 0,
Q11R = 0,
Q11S = 0,
Q11T = 0,
Q11U = 0,
Q11V = 0,
Q11W = 0,
Q11X = 0,
Q11Y = 0,
Q11Z = 0,
Q15A = 0,
Q15B = 0,
Q15C = 0))) -> SurveyClean1

```

```
SurveyClean1 %>%
```

```
mutate(Q1AFixed = case_when((Q1A == 1 & Mode == 2) ~ Q1B, #Cleaning Q1A and
Q1B issues by making fixed columns.
```

```

(Q1A >= 0 & Mode == 1) ~ Q1A, #keeping Q1A mode 1 values the
same

```

```

(Q1A >= 1 & Mode == 2) ~ Q1A, #some values for mode 2 have a
values of 2 for Q1A. Those will remain.

```

```
(Q1B == 1 ~ 0))) %>%
```

```

mutate(Q1BFixed = case_when((Q1AFixed >= 1) ~ 0,
                             (Q1AFixed == 0) ~ 1)) %>%

filter(Q2A == 1 | Q2B == 1 | Q2C == 1 | Q2D == 1 | Q2E == 1 | Q2F == 1 | Q2G == 1 |
Q2H == 1 | Q2I == 1 | Q2J == 1 | Q2K == 1 | Q2L == 1) %>%

filter(Q9A >= 1 | Q9B >= 1 | Q9C >= 1 | Q9D >= 1 | Q9E >= 1) %>%

filter(Q11A >= 1 | Q11B >= 1 | Q11C >= 1 | Q11D >= 1 | Q11E >= 1 | Q11F >= 1 |
Q11G >= 1 | Q11H >= 1 | Q11I >= 1 | Q11J >= 1 | Q11K >= 1 | Q11L >= 1 | Q11M >= 1 |
Q11N >= 1 | Q11O >= 1 | Q11P >= 1 | Q11Q >= 1 | Q11R >= 1 | Q11S >= 1 | Q11T >= 1
| Q11U >= 1 | Q11V >= 1 | Q11W >= 1 | Q11X >= 1 | Q11Y >= 1) -> SurveyClean2

# Chapter 1- Creating a Distance Matrix and MANOVA using adonis-----

SurveyQuestionsTapestry <- SurveyClean2 %>%

mutate(DidNotFish = case_when(Q1BFixed == 1~ "True",
                              Q1BFixed == 0~ "False")) %>%

mutate(JanFished = case_when(Q2A == 1~"Yes",
                              Q2A == 0~"No")) %>%

mutate(FebFished = case_when(Q2B == 1~"Yes",
                              Q2B == 0~"No")) %>%

mutate(MarFished = case_when(Q2C == 1~"Yes",
                              Q2C == 0~"No")) %>%

mutate(AprFished = case_when(Q2D == 1~"Yes",
                              Q2D == 0~"No")) %>%

mutate(MayFished = case_when(Q2E == 1~"Yes",
                              Q2E == 0~"No")) %>%

mutate(JunFished = case_when(Q2F == 1~"Yes",
                              Q2F == 0~"No")) %>%

```

[illegible]

```

mutate(MotorlessBoatUsed = case_when(Q9D == 1~"Yes",
                                     Q9D == 2 | Q9D == 0~ "No")) %>%

mutate(IceFishing = case_when(Q9E == 1~"Yes",
                              Q9E == 2 | Q9E == 0~ "No")) %>%

mutate(StBSought = case_when(Q11A == 1~"Yes",
                              Q11A == 2 | Q11A == 0~"No")) %>%

mutate(WhBSought = case_when(Q11B == 1~"Yes",
                              Q11B == 2 | Q11B == 0~"No")) %>%

mutate(LaBSought = case_when(Q11C == 1~"Yes",
                              Q11C == 2 | Q11C == 0~"No")) %>%

mutate(SmBSought = case_when(Q11D == 1~"Yes",
                              Q11D == 2 | Q11D == 0~"No")) %>%

mutate(BluSought = case_when(Q11E == 1~"Yes",
                              Q11E == 2 | Q11E == 0~"No")) %>%

mutate(CraSought = case_when(Q11F == 1~"Yes",
                              Q11F == 2 | Q11F == 0~"No")) %>%

mutate(YePSought = case_when(Q11G == 1~"Yes",
                              Q11G == 2 | Q11G == 0~"No")) %>%

mutate(WalSought = case_when(Q11H == 1~"Yes",
                              Q11H == 2 | Q11H == 0~"No")) %>%

mutate(SauSought = case_when(Q11I == 1~"Yes",
                              Q11I == 2 | Q11I == 0~"No")) %>%

mutate(NoPSought = case_when(Q11J == 1~"Yes",

```



```

      Q11J == 2 | Q11J == 0~"No")) %>%
mutate(MusSought = case_when(Q11K == 1~"Yes",
      Q11K == 2 | Q11K == 0~"No")) %>%
mutate(ChCSought = case_when(Q11L == 1~"Yes",
      Q11L == 2 | Q11L == 0~"No")) %>%
mutate(BICSought = case_when(Q11M == 1~"Yes",
      Q11M == 2 | Q11M == 0~"No")) %>%
mutate(FICSought = case_when(Q11N == 1~"Yes",
      Q11N == 2 | Q11N == 0~"No")) %>%
mutate(BulSought = case_when(Q11O == 1~"Yes",
      Q11O == 2 | Q11O == 0~"No")) %>%
mutate(DruSought = case_when(Q11P == 1~"Yes",
      Q11P == 2 | Q11P == 0~"No")) %>%
mutate(StuSought = case_when(Q11Q == 1~"Yes",
      Q11Q == 2 | Q11Q == 0~"No")) %>%
mutate(CoCSought = case_when(Q11R == 1~"Yes",
      Q11R == 2 | Q11R == 0~"No")) %>%
mutate(AsCSought = case_when(Q11S == 1~"Yes",
      Q11S == 2 | Q11S == 0~"No")) %>%
mutate(RaTSought = case_when(Q11T == 1~"Yes",
      Q11T == 2 | Q11T == 0~"No")) %>%
mutate(BrTSought = case_when(Q11U == 1~"Yes",
      Q11U == 2 | Q11U == 0~"No")) %>%

```

```

mutate(CuTSought = case_when(Q11V == 1~"Yes",
                             Q11V == 2 | Q11V == 0~"No")) %>%
mutate(TiTSought = case_when(Q11W == 1~"Yes",
                             Q11W == 2 | Q11W == 0~"No")) %>%
mutate(BkTSought = case_when(Q11X == 1~"Yes",
                             Q11X == 2 | Q11X == 0~"No")) %>%
mutate(PadSought = case_when(Q11Y == 1~"Yes",
                             Q11Y == 2 | Q11Y == 0~"No")) %>%
mutate(Tapestry = factor(Tapestry)) %>% #factoring character data
mutate(DidNotFish = factor(DidNotFish)) %>%
mutate(DaysofWeekFished = factor(DaysofWeekFished)) %>%
mutate(FishHarvested = factor(FishHarvested)) %>%
mutate(JanFished = factor(JanFished)) %>%
mutate(FebFished = factor(FebFished)) %>%
mutate(MarFished = factor(MarFished)) %>%
mutate(AprFished = factor(AprFished)) %>%
mutate(MayFished = factor(MayFished)) %>%
mutate(JunFished = factor(JunFished)) %>%
mutate(JulFished = factor(JulFished)) %>%
mutate(AugFished = factor(AugFished)) %>%
mutate(SepFished = factor(SepFished)) %>%
mutate(OctFished = factor(OctFished)) %>%
mutate(NovFished = factor(NovFished)) %>%

```

```
mutate(DecFished = factor(DecFished)) %>%  
mutate(BankUsed = factor(BankUsed)) %>%  
mutate(BoatUsed = factor(BoatUsed)) %>%  
mutate(KayakUsed = factor(KayakUsed)) %>%  
mutate(MotorlessBoatUsed = factor(MotorlessBoatUsed)) %>%  
mutate(IceFishing = factor(IceFishing)) %>%  
mutate(StBSought = factor(StBSought)) %>%  
mutate(WhBSought = factor(WhBSought)) %>%  
mutate(LaBSought = factor(LaBSought)) %>%  
mutate(SmBSought = factor(SmBSought)) %>%  
mutate(BluSought = factor(BluSought)) %>%  
mutate(CraSought = factor(CraSought)) %>%  
mutate(YePSought = factor(YePSought)) %>%  
mutate(WalSought = factor(WalSought)) %>%  
mutate(SauSought = factor(SauSought)) %>%  
mutate(NoPSought = factor(NoPSought)) %>%  
mutate(MusSought = factor(MusSought)) %>%  
mutate(ChCSought = factor(ChCSought)) %>%  
mutate(BICSought = factor(BICSought)) %>%  
mutate(FlCSought = factor(FlCSought)) %>%  
mutate(BulSought = factor(BulSought)) %>%  
mutate(DruSought = factor(DruSought)) %>%  
mutate(StuSought = factor(StuSought)) %>%
```

```

mutate(CoCSought = factor(CoCSought)) %>%
mutate(AsCSought = factor(AsCSought)) %>%
mutate(RaTSought = factor(RaTSought)) %>%
mutate(BrTSought = factor(BrTSought)) %>%
mutate(CuTSought = factor(CuTSought)) %>%
mutate(TiTSought = factor(TiTSought)) %>%
mutate(BkTSought = factor(BkTSought)) %>%
mutate(PadSought = factor(PadSought)) %>%

select(Tapestry, Q1AFixed, DidNotFish, DaysOfWeekFished, FishHarvested,
BankUsed, BoatUsed,

      KayakUsed, MotorlessBoatUsed, IceFishing, StBSought, WhBSought,
      LaBSought, SmBSought, BluSought, CraSought, YePSought, WalSought,
      SauSought, NoPSought, MusSought, ChCSought, BlCSought, FlCSought,
      BulSought, DruSought, StuSought, CoCSought, AsCSought, RaTSought,
      BrTSought, CuTSought, TiTSought, BkTSought, PadSought)

SurveyQuestions <- SurveyQuestionsTapestry %>%

select(!Tapestry)

#Calculating Gower Distance

gower_dist <- daisy(SurveyQuestions[,-1],

metric = "gower")

```

```
adonis2(gower_dist~Tapestry, data = SurveyQuestionsTapestry, permutations = 999) ->
Ch1MANOVA
```

```
# Participation MANOVA -----
```

```
SurveyQuestionsTapestryParticipation <- SurveyQuestionsTapestry %>%
```

```
  filter(!is.na(DaysofWeekFished)) %>%
```

```
select(Tapestry, Q1AFixed, DaysofWeekFished)
```

```
SurveyQuestionsParticipation <- SurveyQuestionsTapestryParticipation %>%
```

```
  filter(!is.na(DaysofWeekFished)) %>%
```

```
  select(Q1AFixed, DaysofWeekFished)
```

```
#Calculating Gower Distance
```

```
gower_dist_Participation <- daisy(SurveyQuestionsParticipation[,-1],
```

```
  metric = "gower")
```

```
adonis2(gower_dist_Participation~Tapestry, data =
SurveyQuestionsTapestryParticipation, permutations = 999) ->
Ch1MANOVAParticipation
```

```
# Method of Access MANOVA -----
```

```
SurveyQuestionsMethod <- SurveyQuestionsTapestry %>%
```

```
select(BankUsed, BoatUsed,KayakUsed, MotorlessBoatUsed, IceFishing)
```

```
SurveyQuestionsTapestryMethod <- SurveyQuestionsTapestry %>%
```

```
  select(Tapestry, BankUsed, BoatUsed, KayakUsed, MotorlessBoatUsed, IceFishing)
```

```

gower_dist_Method <- daisy(SurveyQuestionsMethod[,-1],
                           metric = "gower")

adonis2(gower_dist_Method~Tapestry, data = SurveyQuestionsTapestryMethod,
        permutations = 999) -> Ch1MANOVAMethod

# Fishes Targeted and Harvest Propensity MANOVA -----

SurveyQuestionsTapestryFish<- SurveyQuestionsTapestry %>%

select(Tapestry,StBSought, WhBSought,

       LaBSought, SmBSought, BluSought, CraSought, YePSought, WalSought,

       SauSought, NoPSought, MusSought, ChCSought, BICSought, FICSought,

       BulSought, DruSought, StuSought, CoCSought, AsCSought, RaTSought,

       BrTSought, CuTSought, TiTSought, BrTSought, PadSought)

SurveyQuestionsFish <- SurveyQuestionsTapestry %>%

select(StBSought, WhBSought,

       LaBSought, SmBSought, BluSought, CraSought, YePSought, WalSought,

       SauSought, NoPSought, MusSought, ChCSought, BICSought, FICSought,

       BulSought, DruSought, StuSought, CoCSought, AsCSought, RaTSought,

       BrTSought, CuTSought, TiTSought, BrTSought, PadSought)

gower_dist_Fish <- daisy(SurveyQuestionsFish[,-1],
                        metric = "gower")

```

```
adonis2(gower_dist_Fish~Tapestry, data = SurveyQuestionsTapestryFish, permutations =
999) -> Ch1MANOVAFish
```

# Fishes Targeted and Harvest Propensity Presence Absence by Species-----

```
SurveyClean2 %>%
```

```
mutate(Q5 = replace(Q5, Q5 >= 2, 0),
       Q11A = replace(Q11A, Q11A >= 2, 0),
       Q11B = replace(Q11B, Q11B >= 2, 0),
       Q11C = replace(Q11C, Q11C >= 2, 0),
       Q11D = replace(Q11D, Q11D >= 2, 0),
       Q11E = replace(Q11E, Q11E >= 2, 0),
       Q11F = replace(Q11F, Q11F >= 2, 0),
       Q11G = replace(Q11G, Q11G >= 2, 0),
       Q11H = replace(Q11H, Q11H >= 2, 0),
       Q11I = replace(Q11I, Q11I >= 2, 0),
       Q11J = replace(Q11J, Q11J >= 2, 0),
       Q11K = replace(Q11K, Q11K >= 2, 0),
       Q11L = replace(Q11L, Q11L >= 2, 0),
       Q11M = replace(Q11M, Q11M >= 2, 0),
       Q11N = replace(Q11N, Q11N >= 2, 0),
       Q11O = replace(Q11O, Q11O >= 2, 0),
       Q11P = replace(Q11P, Q11P >= 2, 0),
       Q11Q = replace(Q11Q, Q11Q >= 2, 0),
       Q11R = replace(Q11R, Q11R >= 2, 0),
       Q11S = replace(Q11S, Q11S >= 2, 0),
```

```

Q11T = replace(Q11T, Q11T >= 2, 0),

Q11U = replace(Q11U, Q11U >= 2, 0),

Q11V = replace(Q11V, Q11V >= 2, 0),

Q11W = replace(Q11W, Q11W >= 2, 0),

Q11X = replace(Q11X, Q11X >= 2, 0),

Q11Y = replace(Q11Y, Q11Y >= 2, 0)) %>%

select(Tapestry, Q5, Q11A, Q11B, Q11C, Q11D, Q11E, Q11F, Q11G, Q11H, Q11I,
Q11J, Q11K, Q11L, Q11M, Q11N, Q11O, Q11P, Q11Q, Q11R, Q11S, Q11T, Q11U,
Q11V, Q11W, Q11X, Q11Y) -> SurveyFishPA

#Harvest Propensity

modQ5 <- glm(Q5 ~ Tapestry, data = SurveyFishPA, family = "binomial") #general
linear model function. creates the logistic regression function.

ModQ5NB <- MASS::glm.nb(Q5 ~ Tapestry, data = SurveyFishPA)

summary(ModQ5NB) #No significant differences among tapestries

newdata <- data.frame(Tapestry = unique(SurveyFishPA$Tapestry))

broom::augment(modQ5, newdata = newdata, type.predict = "response", se_fit = TRUE)
->Q5Predict

Q5Predict %>%

mutate(cihigh = .fitted + 1.96 * .se.fit,

       cilow = .fitted - 1.96 * .se.fit) ->Q5Predict

Q5Predict$Tapestry <- factor(Q5Predict$Tapestry,

                           levels = c("Pri", "Urb", "Met", "Sub"))

ggplot(data = Q5Predict) +

  geom_errorbar(aes(x = Tapestry, ymax = cihigh, ymin = cilow),

```



```

width = 0.35, color = "black") +

geom_point(aes(x =Tapestry, y = .fitted), size = 2, color = "black") +

ylab("Probability") +

scale_y_continuous(expand = c(0, 0), limits = c(0,1)) + #put the bars at x=0

theme(panel.grid.major = element_blank(),

      panel.grid.minor = element_blank(),

      panel.background = element_rect( fill = "white", color = "white"),

      plot.background = element_rect(fill = "white"),

      axis.line = element_line(colour = "black", size = 1.5),

      axis.ticks = element_line(colour = "black", size = 1.5),

      axis.ticks.length = unit(0.2, "cm"),

      axis.title = element_text(colour = "black", size = 24),

      axis.text = element_text(colour = "black", size = 18))

```

```

emmeans(modQ5, "Tapestry", type = "response") -> Q5Emmeans

pairs(Q5Emmeans) #compares probabilities between tapestries

```

#Striped Bass

```

modQ11A <- glm(Q11A ~ Tapestry, data = SurveyFishPA, family = "binomial")
#general linear model function. creates the logistic regression function.

ModQ11ANB <- MASS::glm.nb(Q11A ~ Tapestry, data = SurveyFishPA)

summary(ModQ11ANB) #No significant differences among tapestries

newdata <- data.frame(Tapestry = unique(SurveyFishPA$Tapestry))

```

```

broom::augment(modQ11A, newdata = newdata, type.predict = "response", se_fit =
TRUE) ->Q11APredict

```

```

Q11APredict %>%

```

```

  mutate(cihigh = .fitted + 1.96 * .se.fit,

```

```

         cilow = .fitted - 1.96 * .se.fit) ->Q11APredict

```

```

Q11APredict$Tapestry <- factor(Q11APredict$Tapestry,

```

```

                             levels = c("Pri", "Urb", "Met", "Sub"))

```

```

ggplot(data = Q11APredict) +

```

```

  geom_errorbar(aes(x = Tapestry, ymax = cihigh, ymin = cilow),

```

```

                width = 0.35, color = "black") +

```

```

  geom_point(aes(x = Tapestry, y = .fitted), size = 2, color = "black") +

```

```

  ylab("Probability") +

```

```

  scale_y_continuous(expand = c(0, 0), limits = c(0,1)) + #put the bars at x=0

```

```

  theme(panel.grid.major = element_blank(),

```

```

        panel.grid.minor = element_blank(),

```

```

        panel.background = element_rect( fill = "white", color = "white"),

```

```

        plot.background = element_rect(fill = "white"),

```

```

        axis.line = element_line(colour = "black", size = 1.5),

```

```

        axis.ticks = element_line(colour = "black", size = 1.5),

```

```

        axis.ticks.length = unit(0.2, "cm"),

```

```

        axis.title = element_text(colour = "black", size = 24),

```

```

        axis.text = element_text(colour = "black", size = 18))

```

```

emmeans(modQ11A, "Tapestry", type = "response") -> Q11AEmmeans

```

```

pairs(Q11AEmmeans) #compares probabilities between tapestries

#White Bass

modQ11B <- glm(Q11B ~ Tapestry, data = SurveyFishPA, family = "binomial")
#general linear model function. creates the logistic regression function.

ModQ11BNB <- MASS::glm.nb(Q11B ~ Tapestry, data = SurveyFishPA)

summary(ModQ11BNB) #No significant differences among tapestries

newdata <- data.frame(Tapestry = unique(SurveyFishPA$Tapestry))

broom::augment(modQ11B, newdata = newdata, type.predict = "response", se_fit =
TRUE) -> Q11BPredict

Q11BPredict %>%

mutate(cihigh = .fitted + 1.96 * .se.fit,

       cilow = .fitted - 1.96 * .se.fit) -> Q11BPredict

Q11BPredict$Tapestry <- factor(Q11BPredict$Tapestry,

                              levels = c("Pri", "Urb", "Met", "Sub"))

ggplot(data = Q11BPredict) +

  geom_errorbar(aes(x = Tapestry, ymax = cihigh, ymin = cilow),

               width = 0.35, color = "black") +

  geom_point(aes(x = Tapestry, y = .fitted), size = 2, color = "black") +

  ylab("Probability") +

  scale_y_continuous(expand = c(0, 0), limits = c(0,1)) + #put the bars at x=0

  theme(panel.grid.major = element_blank(),

        panel.grid.minor = element_blank(),

        panel.background = element_rect( fill = "white", color = "white"),

```

```

plot.background = element_rect(fill = "white"),

axis.line = element_line(colour = "black", size = 1.5),

axis.ticks = element_line(colour = "black", size = 1.5),

axis.ticks.length = unit(0.2, "cm"),

axis.title = element_text(colour = "black", size = 24),

axis.text = element_text(colour = "black", size = 18))

emmeans(modQ11B, "Tapestry", type = "response") -> Q11BEmmeans

pairs(Q11BEmmeans) #compares probabilities between tapestries

#Largemouth Bass

modQ11C <- glm(Q11C ~ Tapestry, data = SurveyFishPA, family = "binomial")
#general linear model function. creates the logistic regression function.

ModQ11CNB <- MASS::glm.nb(Q11C ~ Tapestry, data = SurveyFishPA)

summary(ModQ11CNB) #No significant differences among tapestries

newdata <- data.frame(Tapestry = unique(SurveyFishPA$Tapestry))

broom::augment(modQ11C, newdata = newdata, type.predict = "response", se_fit =
TRUE) ->Q11CPredict

Q11CPredict %>%

mutate(cihigh = .fitted + 1.96 * .se.fit,

       cilow = .fitted - 1.96 * .se.fit) ->Q11CPredict

Q11CPredict$Tapestry <- factor(Q11CPredict$Tapestry,

                             levels = c("Pri", "Urb", "Met", "Sub"))

ggplot(data = Q11CPredict) +

```

```

geom_errorbar(aes(x = Tapestry, ymax = cihigh, ymin = cilow),
              width = 0.35, color = "black") +
geom_point(aes(x =Tapestry, y = .fitted), size = 2, color = "black") +
ylab("Probability") +
scale_y_continuous(expand = c(0, 0), limits = c(0,1)) + #put the bars at x=0
theme(panel.grid.major = element_blank(),
      panel.grid.minor = element_blank(),
      panel.background = element_rect( fill = "white", color = "white"),
      plot.background = element_rect(fill = "white"),
      axis.line = element_line(colour = "black", size = 1.5),
      axis.ticks = element_line(colour = "black", size = 1.5),
      axis.ticks.length = unit(0.2, "cm"),
      axis.title = element_text(colour = "black", size = 24),
      axis.text = element_text(colour = "black", size = 18))

emmeans(modQ11C, "Tapestry", type = "response") -> Q11CEmmeans
pairs(Q11CEmmeans) #compares probabilities between tapestries

#Smallmouth Bass

modQ11D <- glm(Q11D ~ Tapestry, data = SurveyFishPA, family = "binomial")
#general linear model function. creates the logistic regression function.

ModQ11DNB <- MASS::glm.nb(Q11D ~ Tapestry, data = SurveyFishPA)

summary(ModQ11DNB) #No significant differences among tapestries

newdata <- data.frame(Tapestry = unique(SurveyFishPA$Tapestry))

```

```

broom::augment(modQ11D, newdata = newdata, type.predict = "response", se_fit =
TRUE) ->Q11DPredict

```

```

Q11DPredict %>%

```

```

  mutate(cihigh = .fitted + 1.96 * .se.fit,

```

```

         cilow = .fitted - 1.96 * .se.fit) ->Q11DPredict

```

```

Q11DPredict$Tapestry <- factor(Q11DPredict$Tapestry,

```

```

                             levels = c("Pri", "Urb", "Met", "Sub"))

```

```

ggplot(data = Q11DPredict) +

```

```

  geom_errorbar(aes(x = Tapestry, ymax = cihigh, ymin = cilow),

```

```

                width = 0.35, color = "black") +

```

```

  geom_point(aes(x = Tapestry, y = .fitted), size = 2, color = "black") +

```

```

  ylab("Probability") +

```

```

  scale_y_continuous(expand = c(0, 0), limits = c(0,1)) + #put the bars at x=0

```

```

  theme(panel.grid.major = element_blank(),

```

```

        panel.grid.minor = element_blank(),

```

```

        panel.background = element_rect( fill = "white", color = "white"),

```

```

        plot.background = element_rect(fill = "white"),

```

```

        axis.line = element_line(colour = "black", size = 1.5),

```

```

        axis.ticks = element_line(colour = "black", size = 1.5),

```

```

        axis.ticks.length = unit(0.2, "cm"),

```

```

        axis.title = element_text(colour = "black", size = 24),

```

```

        axis.text = element_text(colour = "black", size = 18))

```

```

emmeans(modQ11D, "Tapestry", type = "response") -> Q11DEmmeans

```

```

pairs(Q11DEmmeans) #compares probabilities between tapestries

#Bluegill/Sunfish

modQ11E <- glm(Q11E ~ Tapestry, data = SurveyFishPA, family = "binomial") #general
linear model function. creates the logistic regression function.

ModQ11ENB <- MASS::glm.nb(Q11E ~ Tapestry, data = SurveyFishPA)

summary(ModQ11ENB) #No significant differences among tapestries

newdata <- data.frame(Tapestry = unique(SurveyFishPA$Tapestry))

broom::augment(modQ11E, newdata = newdata, type.predict = "response", se_fit =
TRUE) ->Q11EPredict

Q11EPredict %>%

  mutate(cihigh = .fitted + 1.96 * .se.fit,

         cilow = .fitted - 1.96 * .se.fit) ->Q11EPredict

Q11EPredict$Tapestry <- factor(Q11EPredict$Tapestry,

                             levels = c("Pri", "Urb", "Met", "Sub"))

ggplot(data = Q11EPredict) +

  geom_errorbar(aes(x = Tapestry, ymax = cihigh, ymin = cilow),

               width = 0.35, color = "black") +

  geom_point(aes(x =Tapestry, y = .fitted), size = 2, color = "black") +

  ylab("Probability") +

  scale_y_continuous(expand = c(0, 0), limits = c(0,1)) + #put the bars at x=0

  theme(panel.grid.major = element_blank(),

        panel.grid.minor = element_blank(),

        panel.background = element_rect( fill = "white", color = "white"),

```

```

plot.background = element_rect(fill = "white"),

axis.line = element_line(colour = "black", size = 1.5),

axis.ticks = element_line(colour = "black", size = 1.5),

axis.ticks.length = unit(0.2, "cm"),

axis.title = element_text(colour = "black", size = 24),

axis.text = element_text(colour = "black", size = 18))

emmeans(modQ11E, "Tapestry", type = "response") -> Q11Emmeans

pairs(Q11Emmeans) #compares probabilities between tapestries

#Crappie

modQ11F <- glm(Q11F ~ Tapestry, data = SurveyFishPA, family = "binomial") #general
linear model function. creates the logistic regression function.

ModQ11FNB <- MASS::glm.nb(Q11F ~ Tapestry, data = SurveyFishPA)

summary(ModQ11FNB) #No significant differences among tapestries

newdata <- data.frame(Tapestry = unique(SurveyFishPA$Tapestry))

broom::augment(modQ11F, newdata = newdata, type.predict = "response", se_fit =
TRUE) ->Q11FPredict

Q11FPredict %>%

mutate(cihigh = .fitted + 1.96 * .se.fit,

       cilow = .fitted - 1.96 * .se.fit) ->Q11FPredict

Q11FPredict$Tapestry <- factor(Q11FPredict$Tapestry,

                             levels = c("Pri", "Urb", "Met", "Sub"))

ggplot(data = Q11FPredict) +

```



```

geom_errorbar(aes(x = Tapestry, ymax = cihigh, ymin = cilow),
              width = 0.35, color = "black") +
geom_point(aes(x =Tapestry, y = .fitted), size = 2, color = "black") +
ylab("Probability") +
scale_y_continuous(expand = c(0, 0), limits = c(0,1)) + #put the bars at x=0
theme(panel.grid.major = element_blank(),
      panel.grid.minor = element_blank(),
      panel.background = element_rect( fill = "white", color = "white"),
      plot.background = element_rect(fill = "white"),
      axis.line = element_line(colour = "black", size = 1.5),
      axis.ticks = element_line(colour = "black", size = 1.5),
      axis.ticks.length = unit(0.2, "cm"),
      axis.title = element_text(colour = "black", size = 24),
      axis.text = element_text(colour = "black", size = 18))

emmeans(modQ11F, "Tapestry", type = "response") -> Q11Femmeans
pairs(Q11Femmeans) #compares probabilities between tapestries

#Yellow Perch

modQ11G <- glm(Q11G ~ Tapestry, data = SurveyFishPA, family = "binomial")
#general linear model function. creates the logistic regression function.

ModQ11GNB <- MASS::glm.nb(Q11G ~ Tapestry, data = SurveyFishPA)

summary(ModQ11GNB) #No significant differences among tapestries

newdata <- data.frame(Tapestry = unique(SurveyFishPA$Tapestry))

```

```
broom::augment(modQ11G, newdata = newdata, type.predict = "response", se_fit =
TRUE) ->Q11GPredict
```

```
Q11GPredict %>%
```

```
  mutate(cihigh = .fitted + 1.96 * .se.fit,
```

```
         cilow = .fitted - 1.96 * .se.fit) ->Q11GPredict
```

```
Q11GPredict$Tapestry <- factor(Q11GPredict$Tapestry,
```

```
                             levels = c("Pri", "Urb", "Met", "Sub"))
```

```
ggplot(data = Q11GPredict) +
```

```
  geom_errorbar(aes(x = Tapestry, ymax = cihigh, ymin = cilow),
```

```
                width = 0.35, color = "black") +
```

```
  geom_point(aes(x = Tapestry, y = .fitted), size = 2, color = "black") +
```

```
  ylab("Probability") +
```

```
  scale_y_continuous(expand = c(0, 0), limits = c(0,1)) + #put the bars at x=0
```

```
  theme(panel.grid.major = element_blank(),
```

```
        panel.grid.minor = element_blank(),
```

```
        panel.background = element_rect( fill = "white", color = "white"),
```

```
        plot.background = element_rect(fill = "white"),
```

```
        axis.line = element_line(colour = "black", size = 1.5),
```

```
        axis.ticks = element_line(colour = "black", size = 1.5),
```

```
        axis.ticks.length = unit(0.2, "cm"),
```

```
        axis.title = element_text(colour = "black", size = 24),
```

```
        axis.text = element_text(colour = "black", size = 18))
```

```
emmeans(modQ11G, "Tapestry", type = "response") -> Q11GEmmeans
```

```

pairs(Q11GEmmeans) #compares probabilities between tapestries

#Walleye

modQ11H <- glm(Q11H ~ Tapestry, data = SurveyFishPA, family = "binomial")
#general linear model function. creates the logistic regression function.

ModQ11HNB <- MASS::glm.nb(Q11H ~ Tapestry, data = SurveyFishPA)

summary(ModQ11HNB) #No significant differences among tapestries

newdata <- data.frame(Tapestry = unique(SurveyFishPA$Tapestry))

broom::augment(modQ11H, newdata = newdata, type.predict = "response", se_fit =
TRUE) -> Q11HPredict

Q11HPredict %>%

mutate(cihigh = .fitted + 1.96 * .se.fit,

       cilow = .fitted - 1.96 * .se.fit) -> Q11HPredict

Q11HPredict$Tapestry <- factor(Q11HPredict$Tapestry,

                             levels = c("Pri", "Urb", "Met", "Sub"))

ggplot(data = Q11HPredict) +

  geom_errorbar(aes(x = Tapestry, ymax = cihigh, ymin = cilow),

               width = 0.35, color = "black") +

  geom_point(aes(x = Tapestry, y = .fitted), size = 2, color = "black") +

  ylab("Probability") +

  scale_y_continuous(expand = c(0, 0), limits = c(0,1)) + #put the bars at x=0

  theme(panel.grid.major = element_blank(),

        panel.grid.minor = element_blank(),

        panel.background = element_rect( fill = "white", color = "white"),

```

```

plot.background = element_rect(fill = "white"),

axis.line = element_line(colour = "black", size = 1.5),

axis.ticks = element_line(colour = "black", size = 1.5),

axis.ticks.length = unit(0.2, "cm"),

axis.title = element_text(colour = "black", size = 24),

axis.text = element_text(colour = "black", size = 18))

emmeans(modQ11H, "Tapestry", type = "response") -> Q11HEmmeans

pairs(Q11HEmmeans) #compares probabilities between tapestries

#Sauger

modQ11I <- glm(Q11I ~ Tapestry, data = SurveyFishPA, family = "binomial") #general
linear model function. creates the logistic regression function.

ModQ11INB <- MASS::glm.nb(Q11I ~ Tapestry, data = SurveyFishPA)

summary(ModQ11INB) #No significant differences among tapestries

newdata <- data.frame(Tapestry = unique(SurveyFishPA$Tapestry))

broom::augment(modQ11I, newdata = newdata, type.predict = "response", se_fit =
TRUE) ->Q11IPredict

Q11IPredict %>%

mutate(cihigh = .fitted + 1.96 * .se.fit,

       cilow = .fitted - 1.96 * .se.fit) ->Q11IPredict

Q11IPredict$Tapestry <- factor(Q11IPredict$Tapestry,

                             levels = c("Pri", "Urb", "Met", "Sub"))

ggplot(data = Q11IPredict) +

```

```

geom_errorbar(aes(x = Tapestry, ymax = cihigh, ymin = cilow),
              width = 0.35, color = "black") +
geom_point(aes(x =Tapestry, y = .fitted), size = 2, color = "black") +
ylab("Probability") +
scale_y_continuous(expand = c(0, 0), limits = c(0,1)) + #put the bars at x=0
theme(panel.grid.major = element_blank(),
      panel.grid.minor = element_blank(),
      panel.background = element_rect( fill = "white", color = "white"),
      plot.background = element_rect(fill = "white"),
      axis.line = element_line(colour = "black", size = 1.5),
      axis.ticks = element_line(colour = "black", size = 1.5),
      axis.ticks.length = unit(0.2, "cm"),
      axis.title = element_text(colour = "black", size = 24),
      axis.text = element_text(colour = "black", size = 18))

emmeans(modQ11I, "Tapestry", type = "response") -> Q11IEmmeans

pairs(Q11IEmmeans) #compares probabilities between tapestries

#Northern Pike

modQ11J <- glm(Q11J ~ Tapestry, data = SurveyFishPA, family = "binomial") #general
linear model function. creates the logistic regression function.

ModQ11JNB <- MASS::glm.nb(Q11J ~ Tapestry, data = SurveyFishPA)

summary(ModQ11JNB) #No significant differences among tapestries

newdata <- data.frame(Tapestry = unique(SurveyFishPA$Tapestry))

```

```
broom::augment(modQ11J, newdata = newdata, type.predict = "response", se_fit =
TRUE) ->Q11JPredict
```

```
Q11JPredict %>%
```

```
  mutate(cihigh = .fitted + 1.96 * .se.fit,
```

```
         cilow = .fitted - 1.96 * .se.fit) ->Q11JPredict
```

```
Q11JPredict$Tapestry <- factor(Q11JPredict$Tapestry,
```

```
                             levels = c("Pri", "Urb", "Met", "Sub"))
```

```
ggplot(data = Q11JPredict) +
```

```
  geom_errorbar(aes(x = Tapestry, ymax = cihigh, ymin = cilow),
```

```
                width = 0.35, color = "black") +
```

```
  geom_point(aes(x = Tapestry, y = .fitted), size = 2, color = "black") +
```

```
  ylab("Probability") +
```

```
  scale_y_continuous(expand = c(0, 0), limits = c(0,1)) + #put the bars at x=0
```

```
  theme(panel.grid.major = element_blank(),
```

```
        panel.grid.minor = element_blank(),
```

```
        panel.background = element_rect( fill = "white", color = "white"),
```

```
        plot.background = element_rect(fill = "white"),
```

```
        axis.line = element_line(colour = "black", size = 1.5),
```

```
        axis.ticks = element_line(colour = "black", size = 1.5),
```

```
        axis.ticks.length = unit(0.2, "cm"),
```

```
        axis.title = element_text(colour = "black", size = 24),
```

```
        axis.text = element_text(colour = "black", size = 18))
```

```
emmeans(modQ11J, "Tapestry", type = "response") -> Q11JEmmeans
```

```

pairs(Q11JEmmeans) #compares probabilities between tapestries

#Muskie/Tiger Muskie

modQ11K <- glm(Q11K ~ Tapestry, data = SurveyFishPA, family = "binomial")
#general linear model function. creates the logistic regression function.

ModQ11KNB <- MASS::glm.nb(Q11K ~ Tapestry, data = SurveyFishPA)

summary(ModQ11KNB) #No significant differences among tapestries

newdata <- data.frame(Tapestry = unique(SurveyFishPA$Tapestry))

broom::augment(modQ11K, newdata = newdata, type.predict = "response", se_fit =
TRUE) -> Q11KPredict

Q11KPredict %>%

  mutate(cihigh = .fitted + 1.96 * .se.fit,

         cilow = .fitted - 1.96 * .se.fit) -> Q11KPredict

Q11KPredict$Tapestry <- factor(Q11KPredict$Tapestry,

                             levels = c("Pri", "Urb", "Met", "Sub"))

ggplot(data = Q11KPredict) +

  geom_errorbar(aes(x = Tapestry, ymax = cihigh, ymin = cilow),

               width = 0.35, color = "black") +

  geom_point(aes(x = Tapestry, y = .fitted), size = 2, color = "black") +

  ylab("Probability") +

  scale_y_continuous(expand = c(0, 0), limits = c(0,1)) + #put the bars at x=0

  theme(panel.grid.major = element_blank(),

        panel.grid.minor = element_blank(),

        panel.background = element_rect( fill = "white", color = "white"),

```

```

plot.background = element_rect(fill = "white"),

axis.line = element_line(colour = "black", size = 1.5),

axis.ticks = element_line(colour = "black", size = 1.5),

axis.ticks.length = unit(0.2, "cm"),

axis.title = element_text(colour = "black", size = 24),

axis.text = element_text(colour = "black", size = 18))

emmeans(modQ11K, "Tapestry", type = "response") -> Q11KEmmeans

pairs(Q11KEmmeans) #compares probabilities between tapestries

#Channel Catfish

modQ11L <- glm(Q11L ~ Tapestry, data = SurveyFishPA, family = "binomial") #general
linear model function. creates the logistic regression function.

ModQ11LNB <- MASS::glm.nb(Q11L ~ Tapestry, data = SurveyFishPA)

summary(ModQ11LNB) #No significant differences among tapestries

newdata <- data.frame(Tapestry = unique(SurveyFishPA$Tapestry))

broom::augment(modQ11L, newdata = newdata, type.predict = "response", se_fit =
TRUE) ->Q11LPredict

Q11LPredict %>%

mutate(cihigh = .fitted + 1.96 * .se.fit,

       cilow = .fitted - 1.96 * .se.fit) ->Q11LPredict

Q11LPredict$Tapestry <- factor(Q11LPredict$Tapestry,

                             levels = c("Pri", "Urb", "Met", "Sub"))

ggplot(data = Q11LPredict) +

```



```

geom_errorbar(aes(x = Tapestry, ymax = cihigh, ymin = cilow),
              width = 0.35, color = "black") +
geom_point(aes(x =Tapestry, y = .fitted), size = 2, color = "black") +
ylab("Probability") +
scale_y_continuous(expand = c(0, 0), limits = c(0,1)) + #put the bars at x=0
theme(panel.grid.major = element_blank(),
      panel.grid.minor = element_blank(),
      panel.background = element_rect( fill = "white", color = "white"),
      plot.background = element_rect(fill = "white"),
      axis.line = element_line(colour = "black", size = 1.5),
      axis.ticks = element_line(colour = "black", size = 1.5),
      axis.ticks.length = unit(0.2, "cm"),
      axis.title = element_text(colour = "black", size = 24),
      axis.text = element_text(colour = "black", size = 18))

emmeans(modQ11L, "Tapestry", type = "response") -> Q11LEmmeans
pairs(Q11LEmmeans) #compares probabilities between tapestries

#Blue Catfish

modQ11M <- glm(Q11M ~ Tapestry, data = SurveyFishPA, family = "binomial")
#general linear model function. creates the logistic regression function.

ModQ11MNB <- MASS::glm.nb(Q11M ~ Tapestry, data = SurveyFishPA)

summary(ModQ11MNB) #No significant differences among tapestries

newdata <- data.frame(Tapestry = unique(SurveyFishPA$Tapestry))

```

```

broom::augment(modQ11M, newdata = newdata, type.predict = "response", se_fit =
TRUE) ->Q11MPredict

```

```

Q11MPredict %>%

```

```

  mutate(cihigh = .fitted + 1.96 * .se.fit,

```

```

         cilow = .fitted - 1.96 * .se.fit) ->Q11MPredict

```

```

Q11MPredict$Tapestry <- factor(Q11MPredict$Tapestry,

```

```

                             levels = c("Pri", "Urb", "Met", "Sub"))

```

```

ggplot(data = Q11MPredict) +

```

```

  geom_errorbar(aes(x = Tapestry, ymax = cihigh, ymin = cilow),

```

```

                width = 0.35, color = "black") +

```

```

  geom_point(aes(x = Tapestry, y = .fitted), size = 2, color = "black") +

```

```

  ylab("Probability") +

```

```

  scale_y_continuous(expand = c(0, 0), limits = c(0,1)) + #put the bars at x=0

```

```

  theme(panel.grid.major = element_blank(),

```

```

        panel.grid.minor = element_blank(),

```

```

        panel.background = element_rect( fill = "white", color = "white"),

```

```

        plot.background = element_rect(fill = "white"),

```

```

        axis.line = element_line(colour = "black", size = 1.5),

```

```

        axis.ticks = element_line(colour = "black", size = 1.5),

```

```

        axis.ticks.length = unit(0.2, "cm"),

```

```

        axis.title = element_text(colour = "black", size = 24),

```

```

        axis.text = element_text(colour = "black", size = 18))

```

```

emmeans(modQ11M, "Tapestry", type = "response") -> Q11MEmmeans

```

```

pairs(Q11MEmmeans) #compares probabilities between tapestries

#Flathead Catfish

modQ11N <- glm(Q11N ~ Tapestry, data = SurveyFishPA, family = "binomial")
#general linear model function. creates the logistic regression function.

ModQ11NNB <- MASS::glm.nb(Q11N ~ Tapestry, data = SurveyFishPA)

summary(ModQ11NNB) #No significant differences among tapestries

newdata <- data.frame(Tapestry = unique(SurveyFishPA$Tapestry))

broom::augment(modQ11N, newdata = newdata, type.predict = "response", se_fit =
TRUE) -> Q11NPredict

Q11NPredict %>%

mutate(cihigh = .fitted + 1.96 * .se.fit,

       cilow = .fitted - 1.96 * .se.fit) -> Q11NPredict

Q11NPredict$Tapestry <- factor(Q11NPredict$Tapestry,

                             levels = c("Pri", "Urb", "Met", "Sub"))

ggplot(data = Q11NPredict) +

  geom_errorbar(aes(x = Tapestry, ymax = cihigh, ymin = cilow),

               width = 0.35, color = "black") +

  geom_point(aes(x = Tapestry, y = .fitted), size = 2, color = "black") +

  ylab("Probability") +

  scale_y_continuous(expand = c(0, 0), limits = c(0,1)) + #put the bars at x=0

  theme(panel.grid.major = element_blank(),

        panel.grid.minor = element_blank(),

        panel.background = element_rect( fill = "white", color = "white"),

```

```

plot.background = element_rect(fill = "white"),

axis.line = element_line(colour = "black", size = 1.5),

axis.ticks = element_line(colour = "black", size = 1.5),

axis.ticks.length = unit(0.2, "cm"),

axis.title = element_text(colour = "black", size = 24),

axis.text = element_text(colour = "black", size = 18))

emmeans(modQ11N, "Tapestry", type = "response") -> Q11NEmmeans

pairs(Q11NEmmeans) #compares probabilities between tapestries

#Bullhead

modQ11O <- glm(Q11O ~ Tapestry, data = SurveyFishPA, family = "binomial")
#general linear model function. creates the logistic regression function.

ModQ11ONB <- MASS::glm.nb(Q11O ~ Tapestry, data = SurveyFishPA)

summary(ModQ11ONB) #No significant differences among tapestries

newdata <- data.frame(Tapestry = unique(SurveyFishPA$Tapestry))

broom::augment(modQ11O, newdata = newdata, type.predict = "response", se_fit =
TRUE) ->Q11OPredict

Q11OPredict %>%

mutate(cihigh = .fitted + 1.96 * .se.fit,

       cilow = .fitted - 1.96 * .se.fit) ->Q11OPredict

Q11OPredict$Tapestry <- factor(Q11OPredict$Tapestry,

                             levels = c("Pri", "Urb", "Met", "Sub"))

ggplot(data = Q11OPredict) +

```

```

geom_errorbar(aes(x = Tapestry, ymax = cihigh, ymin = cilow),
              width = 0.35, color = "black") +
geom_point(aes(x =Tapestry, y = .fitted), size = 2, color = "black") +
ylab("Probability") +
scale_y_continuous(expand = c(0, 0), limits = c(0,1)) + #put the bars at x=0
theme(panel.grid.major = element_blank(),
      panel.grid.minor = element_blank(),
      panel.background = element_rect( fill = "white", color = "white"),
      plot.background = element_rect(fill = "white"),
      axis.line = element_line(colour = "black", size = 1.5),
      axis.ticks = element_line(colour = "black", size = 1.5),
      axis.ticks.length = unit(0.2, "cm"),
      axis.title = element_text(colour = "black", size = 24),
      axis.text = element_text(colour = "black", size = 18))

emmeans(modQ11O, "Tapestry", type = "response") -> Q11OEmmeans

pairs(Q11OEmmeans) #compares probabilities between tapestries

#Drum

modQ11P <- glm(Q11P ~ Tapestry, data = SurveyFishPA, family = "binomial") #general
linear model function. creates the logistic regression function.

ModQ11PNB <- MASS::glm.nb(Q11P ~ Tapestry, data = SurveyFishPA)

summary(ModQ11PNB) #No significant differences among tapestries

newdata <- data.frame(Tapestry = unique(SurveyFishPA$Tapestry))

```

```
broom::augment(modQ11P, newdata = newdata, type.predict = "response", se_fit =
TRUE) ->Q11PPredict
```

```
Q11PPredict %>%
```

```
  mutate(cihigh = .fitted + 1.96 * .se.fit,
```

```
         cilow = .fitted - 1.96 * .se.fit) ->Q11PPredict
```

```
Q11PPredict$Tapestry <- factor(Q11PPredict$Tapestry,
```

```
                             levels = c("Pri", "Urb", "Met", "Sub"))
```

```
ggplot(data = Q11PPredict) +
```

```
  geom_errorbar(aes(x = Tapestry, ymax = cihigh, ymin = cilow),
```

```
                width = 0.35, color = "black") +
```

```
  geom_point(aes(x = Tapestry, y = .fitted), size = 2, color = "black") +
```

```
  ylab("Probability") +
```

```
  scale_y_continuous(expand = c(0, 0), limits = c(0,1)) + #put the bars at x=0
```

```
  theme(panel.grid.major = element_blank(),
```

```
        panel.grid.minor = element_blank(),
```

```
        panel.background = element_rect( fill = "white", color = "white"),
```

```
        plot.background = element_rect(fill = "white"),
```

```
        axis.line = element_line(colour = "black", size = 1.5),
```

```
        axis.ticks = element_line(colour = "black", size = 1.5),
```

```
        axis.ticks.length = unit(0.2, "cm"),
```

```
        axis.title = element_text(colour = "black", size = 24),
```

```
        axis.text = element_text(colour = "black", size = 18))
```

```
emmeans(modQ11P, "Tapestry", type = "response") -> Q11PEmmeans
```

```

pairs(Q11PEmmeans) #compares probabilities between tapestries

#Sturgeon

modQ11Q <- glm(Q11Q ~ Tapestry, data = SurveyFishPA, family = "binomial")
#general linear model function. creates the logistic regression function.

ModQ11QNB <- MASS::glm.nb(Q11Q ~ Tapestry, data = SurveyFishPA)

summary(ModQ11QNB) #No significant differences among tapestries

newdata <- data.frame(Tapestry = unique(SurveyFishPA$Tapestry))

broom::augment(modQ11Q, newdata = newdata, type.predict = "response", se_fit =
TRUE) -> Q11QPredict

Q11QPredict %>%

mutate(cihigh = .fitted + 1.96 * .se.fit,

       cilow = .fitted - 1.96 * .se.fit) -> Q11QPredict

Q11QPredict$Tapestry <- factor(Q11QPredict$Tapestry,

                             levels = c("Pri", "Urb", "Met", "Sub"))

ggplot(data = Q11QPredict) +

  geom_errorbar(aes(x = Tapestry, ymax = cihigh, ymin = cilow),

               width = 0.35, color = "black") +

  geom_point(aes(x = Tapestry, y = .fitted), size = 2, color = "black") +

  ylab("Probability") +

  scale_y_continuous(expand = c(0, 0), limits = c(0,1)) + #put the bars at x=0

  theme(panel.grid.major = element_blank(),

        panel.grid.minor = element_blank(),

        panel.background = element_rect( fill = "white", color = "white"),

```

```

plot.background = element_rect(fill = "white"),

axis.line = element_line(colour = "black", size = 1.5),

axis.ticks = element_line(colour = "black", size = 1.5),

axis.ticks.length = unit(0.2, "cm"),

axis.title = element_text(colour = "black", size = 24),

axis.text = element_text(colour = "black", size = 18))

emmeans(modQ11Q, "Tapestry", type = "response") -> Q11QEmmeans

pairs(Q11QEmmeans) #compares probabilities between tapestries

#Common Carp

modQ11R <- glm(Q11R ~ Tapestry, data = SurveyFishPA, family = "binomial")
#general linear model function. creates the logistic regression function.

ModQ11RNB <- MASS::glm.nb(Q11R ~ Tapestry, data = SurveyFishPA)

summary(ModQ11RNB) #No significant differences among tapestries

newdata <- data.frame(Tapestry = unique(SurveyFishPA$Tapestry))

broom::augment(modQ11R, newdata = newdata, type.predict = "response", se_fit =
TRUE) ->Q11RPredict

Q11RPredict %>%

mutate(cihigh = .fitted + 1.96 * .se.fit,

       cilow = .fitted - 1.96 * .se.fit) ->Q11RPredict

Q11RPredict$Tapestry <- factor(Q11RPredict$Tapestry,

                             levels = c("Pri", "Urb", "Met", "Sub"))

ggplot(data = Q11RPredict) +

```



```

geom_errorbar(aes(x = Tapestry, ymax = cihigh, ymin = cilow),
              width = 0.35, color = "black") +
geom_point(aes(x =Tapestry, y = .fitted), size = 2, color = "black") +
ylab("Probability") +
scale_y_continuous(expand = c(0, 0), limits = c(0,1)) + #put the bars at x=0
theme(panel.grid.major = element_blank(),
      panel.grid.minor = element_blank(),
      panel.background = element_rect( fill = "white", color = "white"),
      plot.background = element_rect(fill = "white"),
      axis.line = element_line(colour = "black", size = 1.5),
      axis.ticks = element_line(colour = "black", size = 1.5),
      axis.ticks.length = unit(0.2, "cm"),
      axis.title = element_text(colour = "black", size = 24),
      axis.text = element_text(colour = "black", size = 18))

emmeans(modQ11R, "Tapestry", type = "response") -> Q11REmmeans
pairs(Q11REmmeans) #compares probabilities between tapestries

#Asian Carp

modQ11S <- glm(Q11S ~ Tapestry, data = SurveyFishPA, family = "binomial") #general
linear model function. creates the logistic regression function.

ModQ11SNB <- MASS::glm.nb(Q11S ~ Tapestry, data = SurveyFishPA)

summary(ModQ11SNB) #No significant differences among tapestries

newdata <- data.frame(Tapestry = unique(SurveyFishPA$Tapestry))

```

```
broom::augment(modQ11S, newdata = newdata, type.predict = "response", se_fit =
TRUE) ->Q11SPredict
```

```
Q11SPredict %>%
```

```
  mutate(cihigh = .fitted + 1.96 * .se.fit,
```

```
         cilow = .fitted - 1.96 * .se.fit) ->Q11SPredict
```

```
Q11SPredict$Tapestry <- factor(Q11SPredict$Tapestry,
```

```
                             levels = c("Pri", "Urb", "Met", "Sub"))
```

```
ggplot(data = Q11SPredict) +
```

```
  geom_errorbar(aes(x = Tapestry, ymax = cihigh, ymin = cilow),
```

```
                width = 0.35, color = "black") +
```

```
  geom_point(aes(x = Tapestry, y = .fitted), size = 2, color = "black") +
```

```
  ylab("Probability") +
```

```
  scale_y_continuous(expand = c(0, 0), limits = c(0,1)) + #put the bars at x=0
```

```
  theme(panel.grid.major = element_blank(),
```

```
        panel.grid.minor = element_blank(),
```

```
        panel.background = element_rect( fill = "white", color = "white"),
```

```
        plot.background = element_rect(fill = "white"),
```

```
        axis.line = element_line(colour = "black", size = 1.5),
```

```
        axis.ticks = element_line(colour = "black", size = 1.5),
```

```
        axis.ticks.length = unit(0.2, "cm"),
```

```
        axis.title = element_text(colour = "black", size = 24),
```

```
        axis.text = element_text(colour = "black", size = 18))
```

```
emmeans(modQ11S, "Tapestry", type = "response") -> Q11SEmmeans
```

```
pairs(Q11SEmmeans) #compares probabilities between tapestries
```

```
#Rainbow Trout
```

```
modQ11T <- glm(Q11T ~ Tapestry, data = SurveyFishPA, family = "binomial") #general  
linear model function. creates the logistic regression function.
```

```
ModQ11TNB <- MASS::glm.nb(Q11T ~ Tapestry, data = SurveyFishPA)
```

```
summary(ModQ11TNB) #No significant differences among tapestries
```

```
newdata <- data.frame(Tapestry = unique(SurveyFishPA$Tapestry))
```

```
broom::augment(modQ11T, newdata = newdata, type.predict = "response", se_fit =  
TRUE) ->Q11TPredict
```

```
Q11TPredict %>%
```

```
  mutate(cihigh = .fitted + 1.96 * .se.fit,
```

```
         cilow = .fitted - 1.96 * .se.fit) ->Q11TPredict
```

```
Q11TPredict$Tapestry <- factor(Q11TPredict$Tapestry,
```

```
                             levels = c("Pri", "Urb", "Met", "Sub"))
```

```
ggplot(data = Q11TPredict) +
```

```
  geom_errorbar(aes(x = Tapestry, ymax = cihigh, ymin = cilow),
```

```
                width = 0.35, color = "black") +
```

```
  geom_point(aes(x =Tapestry, y = .fitted), size = 2, color = "black") +
```

```
  ylab("Probability") +
```

```
  scale_y_continuous(expand = c(0, 0), limits = c(0,1)) + #put the bars at x=0
```

```
  theme(panel.grid.major = element_blank(),
```

```
        panel.grid.minor = element_blank(),
```

```
        panel.background = element_rect( fill = "white", color = "white"),
```

```

plot.background = element_rect(fill = "white"),

axis.line = element_line(colour = "black", size = 1.5),

axis.ticks = element_line(colour = "black", size = 1.5),

axis.ticks.length = unit(0.2, "cm"),

axis.title = element_text(colour = "black", size = 24),

axis.text = element_text(colour = "black", size = 18))

emmeans(modQ11T, "Tapestry", type = "response") -> Q11TEmmeans

pairs(Q11TEmmeans) #compares probabilities between tapestries

#Brown Trout

modQ11U <- glm(Q11U ~ Tapestry, data = SurveyFishPA, family = "binomial")
#general linear model function. creates the logistic regression function.

ModQ11UNB <- MASS::glm.nb(Q11U ~ Tapestry, data = SurveyFishPA)

summary(ModQ11UNB) #No significant differences among tapestries

newdata <- data.frame(Tapestry = unique(SurveyFishPA$Tapestry))

broom::augment(modQ11U, newdata = newdata, type.predict = "response", se_fit =
TRUE) ->Q11UPredict

Q11UPredict %>%

mutate(cihigh = .fitted + 1.96 * .se.fit,

       cilow = .fitted - 1.96 * .se.fit) ->Q11UPredict

Q11UPredict$Tapestry <- factor(Q11UPredict$Tapestry,

                             levels = c("Pri", "Urb", "Met", "Sub"))

ggplot(data = Q11UPredict) +

```

```

geom_errorbar(aes(x = Tapestry, ymax = cihigh, ymin = cilow),
              width = 0.35, color = "black") +
geom_point(aes(x =Tapestry, y = .fitted), size = 2, color = "black") +
ylab("Probability") +
scale_y_continuous(expand = c(0, 0), limits = c(0,1)) + #put the bars at x=0
theme(panel.grid.major = element_blank(),
      panel.grid.minor = element_blank(),
      panel.background = element_rect( fill = "white", color = "white"),
      plot.background = element_rect(fill = "white"),
      axis.line = element_line(colour = "black", size = 1.5),
      axis.ticks = element_line(colour = "black", size = 1.5),
      axis.ticks.length = unit(0.2, "cm"),
      axis.title = element_text(colour = "black", size = 24),
      axis.text = element_text(colour = "black", size = 18))

emmeans(modQ11U, "Tapestry", type = "response") -> Q11UEmmeans
pairs(Q11UEmmeans) #compares probabilities between tapestries

#Cutthroat Trout

modQ11V <- glm(Q11V ~ Tapestry, data = SurveyFishPA, family = "binomial")
#general linear model function. creates the logistic regression function.

ModQ11VNB <- MASS::glm.nb(Q11V ~ Tapestry, data = SurveyFishPA)

summary(ModQ11VNB) #No significant differences among tapestries

newdata <- data.frame(Tapestry = unique(SurveyFishPA$Tapestry))

```

```

broom::augment(modQ11V, newdata = newdata, type.predict = "response", se_fit =
TRUE) ->Q11VPredict

```

```

Q11VPredict %>%

```

```

  mutate(cihigh = .fitted + 1.96 * .se.fit,

```

```

         cilow = .fitted - 1.96 * .se.fit) ->Q11VPredict

```

```

Q11VPredict$Tapestry <- factor(Q11VPredict$Tapestry,

```

```

                             levels = c("Pri", "Urb", "Met", "Sub"))

```

```

ggplot(data = Q11VPredict) +

```

```

  geom_errorbar(aes(x = Tapestry, ymax = cihigh, ymin = cilow),

```

```

                width = 0.35, color = "black") +

```

```

  geom_point(aes(x = Tapestry, y = .fitted), size = 2, color = "black") +

```

```

  ylab("Probability") +

```

```

  scale_y_continuous(expand = c(0, 0), limits = c(0,1)) + #put the bars at x=0

```

```

  theme(panel.grid.major = element_blank(),

```

```

        panel.grid.minor = element_blank(),

```

```

        panel.background = element_rect( fill = "white", color = "white"),

```

```

        plot.background = element_rect(fill = "white"),

```

```

        axis.line = element_line(colour = "black", size = 1.5),

```

```

        axis.ticks = element_line(colour = "black", size = 1.5),

```

```

        axis.ticks.length = unit(0.2, "cm"),

```

```

        axis.title = element_text(colour = "black", size = 24),

```

```

        axis.text = element_text(colour = "black", size = 18))

```

```

emmeans(modQ11V, "Tapestry", type = "response") -> Q11VEmmeans

```

```

pairs(Q11VEmmeans) #compares probabilities between tapestries

#Tiger Trout

modQ11W <- glm(Q11W ~ Tapestry, data = SurveyFishPA, family = "binomial")
#general linear model function. creates the logistic regression function.

ModQ11WNB <- MASS::glm.nb(Q11W ~ Tapestry, data = SurveyFishPA)

summary(ModQ11WNB) #No significant differences among tapestries

newdata <- data.frame(Tapestry = unique(SurveyFishPA$Tapestry))

broom::augment(modQ11W, newdata = newdata, type.predict = "response", se_fit =
TRUE) -> Q11WPredict

Q11WPredict %>%

  mutate(cihigh = .fitted + 1.96 * .se.fit,

         cilow = .fitted - 1.96 * .se.fit) -> Q11WPredict

Q11WPredict$Tapestry <- factor(Q11WPredict$Tapestry,

                              levels = c("Pri", "Urb", "Met", "Sub"))

ggplot(data = Q11WPredict) +

  geom_errorbar(aes(x = Tapestry, ymax = cihigh, ymin = cilow),

               width = 0.35, color = "black") +

  geom_point(aes(x = Tapestry, y = .fitted), size = 2, color = "black") +

  ylab("Probability") +

  scale_y_continuous(expand = c(0, 0), limits = c(0,1)) + #put the bars at x=0

  theme(panel.grid.major = element_blank(),

        panel.grid.minor = element_blank(),

        panel.background = element_rect( fill = "white", color = "white"),

```

```

plot.background = element_rect(fill = "white"),

axis.line = element_line(colour = "black", size = 1.5),

axis.ticks = element_line(colour = "black", size = 1.5),

axis.ticks.length = unit(0.2, "cm"),

axis.title = element_text(colour = "black", size = 24),

axis.text = element_text(colour = "black", size = 18))

emmeans(modQ11W, "Tapestry", type = "response") -> Q11WEmmeans

pairs(Q11WEmmeans) #compares probabilities between tapestries

#Brook Trout

modQ11X <- glm(Q11X ~ Tapestry, data = SurveyFishPA, family = "binomial")
#general linear model function. creates the logistic regression function.

ModQ11XNB <- MASS::glm.nb(Q11X ~ Tapestry, data = SurveyFishPA)

summary(ModQ11XNB) #No significant differences among tapestries

newdata <- data.frame(Tapestry = unique(SurveyFishPA$Tapestry))

broom::augment(modQ11X, newdata = newdata, type.predict = "response", se_fit =
TRUE) ->Q11XPredict

Q11XPredict %>%

mutate(cihigh = .fitted + 1.96 * .se.fit,

       cilow = .fitted - 1.96 * .se.fit) ->Q11XPredict

Q11XPredict$Tapestry <- factor(Q11XPredict$Tapestry,

                             levels = c("Pri", "Urb", "Met", "Sub"))

ggplot(data = Q11XPredict) +

```



```

geom_errorbar(aes(x = Tapestry, ymax = cihigh, ymin = cilow),
              width = 0.35, color = "black") +
geom_point(aes(x =Tapestry, y = .fitted), size = 2, color = "black") +
ylab("Probability") +
scale_y_continuous(expand = c(0, 0), limits = c(0,1)) + #put the bars at x=0
theme(panel.grid.major = element_blank(),
      panel.grid.minor = element_blank(),
      panel.background = element_rect( fill = "white", color = "white"),
      plot.background = element_rect(fill = "white"),
      axis.line = element_line(colour = "black", size = 1.5),
      axis.ticks = element_line(colour = "black", size = 1.5),
      axis.ticks.length = unit(0.2, "cm"),
      axis.title = element_text(colour = "black", size = 24),
      axis.text = element_text(colour = "black", size = 18))

emmeans(modQ11X, "Tapestry", type = "response") -> Q11XEmmeans

pairs(Q11XEmmeans) #compares probabilities between tapestries

#Paddlefish

modQ11Y <- glm(Q11Y ~ Tapestry, data = SurveyFishPA, family = "binomial")
#general linear model function. creates the logistic regression function.

ModQ11YNB <- MASS::glm.nb(Q11Y ~ Tapestry, data = SurveyFishPA)

summary(ModQ11YNB) #No significant differences among tapestries

newdata <- data.frame(Tapestry = unique(SurveyFishPA$Tapestry))

```

```
broom::augment(modQ11Y, newdata = newdata, type.predict = "response", se_fit =
TRUE) ->Q11YPredict
```

```
Q11YPredict %>%
```

```
  mutate(cihigh = .fitted + 1.96 * .se.fit,
```

```
         cilow = .fitted - 1.96 * .se.fit) ->Q11YPredict
```

```
Q11YPredict$Tapestry <- factor(Q11YPredict$Tapestry,
```

```
                             levels = c("Pri", "Urb", "Met", "Sub"))
```

```
ggplot(data = Q11YPredict) +
```

```
  geom_errorbar(aes(x = Tapestry, ymax = cihigh, ymin = cilow),
```

```
                width = 0.35, color = "black") +
```

```
  geom_point(aes(x = Tapestry, y = .fitted), size = 2, color = "black") +
```

```
  ylab("Probability") +
```

```
  scale_y_continuous(expand = c(0, 0), limits = c(0,1)) + #put the bars at x=0
```

```
  theme(panel.grid.major = element_blank(),
```

```
        panel.grid.minor = element_blank(),
```

```
        panel.background = element_rect( fill = "white", color = "white"),
```

```
        plot.background = element_rect(fill = "white"),
```

```
        axis.line = element_line(colour = "black", size = 1.5),
```

```
        axis.ticks = element_line(colour = "black", size = 1.5),
```

```
        axis.ticks.length = unit(0.2, "cm"),
```

```
        axis.title = element_text(colour = "black", size = 24),
```

```
        axis.text = element_text(colour = "black", size = 18))
```

```
emmeans(modQ11Y, "Tapestry", type = "response") -> Q11YEmmeans
```

```
pairs(Q11YEmmeans) #compares probabilities between tapestries
```

```
# Chapter 2- Distance Matrices and MANOVAs -----
```

```
Survey678Tapestry <- SurveyClean2 %>%
```

```
  filter(Q6A >= 1 | Q6B >= 1 | Q6C >= 1 | Q6D >= 1 | Q6E >= 1 | Q6F >= 1 | Q6G >= 1 |
Q6H >= 1 | Q6I >= 1 | Q6J >= 1 | Q6K >= 1 | Q6L >= 1 | Q6M >= 1 | Q6N >= 1 | Q6O
>= 1 | Q6P >= 1 | Q6Q >= 1 | Q6R >= 1 | Q6S >= 1 | Q6T >= 1 | Q6U >= 1 | Q6V >= 1)
%>%
```

```
  filter(Q7A >= 1 | Q7B >= 1 | Q7C >= 1 | Q7D >= 1 | Q7E >= 1 | Q7F >= 1 | Q7G >= 1 |
Q7H >= 1 | Q7I >= 1 | Q7J >= 1 | Q7K >= 1 | Q7L >= 1 | Q7M >= 1 | Q7N >= 1 | Q7O
>= 1 | Q7P >= 1) %>%
```

```
  filter(Q8A >= 1 | Q8B >= 1 | Q8C >= 1 | Q8D >= 1 | Q8E >= 1 | Q8F >= 1 | Q8G >= 1 |
Q8H >= 1 | Q8I >= 1 | Q8J >= 1 | Q8K >= 1 | Q8L >= 1) %>%
```

```
  select(Tapestry, Q6A, Q6B, Q6C, Q6D, Q6E, Q6F, Q6G, Q6H, Q6I, Q6J, Q6K, Q6L,
Q6M, Q6N, Q6O, Q6P, Q6Q, Q6R, Q6S, Q6T, Q6U, Q6V, Q7A, Q7B, Q7C, Q7D, Q7E,
Q7F, Q7G, Q7H, Q7I, Q7J, Q7K, Q7L, Q7M, Q7N, Q7O, Q7P, Q8A, Q8B, Q8C, Q8D,
Q8E, Q8F, Q8G, Q8H, Q8I, Q8J, Q8K, Q8L)
```

```
Survey678 <- Survey678Tapestry %>%
```

```
  select(!Tapestry)
```

```
euclidean_dist_678 <- daisy(Survey678[,-1],
```

```
  metric = "euclidean")
```

```
adonis2(euclidean_dist_678~Tapestry, data = Survey678Tapestry, permutations = 999) -
> Ch2MANOVAEuclidean
```

```
#MANOVA for Q6 (Omaha Reservoirs)
```

```
Survey6Tapestry <- SurveyClean2 %>%
```

```
filter(Q6A >= 1 | Q6B >= 1 | Q6C >= 1 | Q6D >= 1 | Q6E >= 1 | Q6F >= 1 | Q6G >= 1 |
Q6H >= 1 | Q6I >= 1 | Q6J >= 1 | Q6K >= 1 | Q6L >= 1 | Q6M >= 1 | Q6N >= 1 | Q6O
>= 1 | Q6P >= 1 | Q6Q >= 1 | Q6R >= 1 | Q6S >= 1 | Q6T >= 1 | Q6U >= 1 | Q6V >= 1)
%>%
```

```
select(Tapestry, Q6A, Q6B, Q6C, Q6D, Q6E, Q6F, Q6G, Q6H, Q6I, Q6J, Q6K, Q6L,
Q6M, Q6N, Q6O, Q6P, Q6Q, Q6R, Q6S, Q6T, Q6U, Q6V)
```

```
Survey6 <- Survey6Tapestry %>%
```

```
select(!Tapestry)
```

```
euclidean_dist_6 <- daisy(Survey6[, -1],
```

```
metric = "euclidean")
```

```
adonis2(euclidean_dist_6~Tapestry, data = Survey6Tapestry, permutations = 999) ->
Ch2MANOVA6Euclidean
```

```
#MANOVA for Q7 (NE Reservoirs)
```

```
Survey7Tapestry <- SurveyClean2 %>%
```

```
filter(Q7A >= 1 | Q7B >= 1 | Q7C >= 1 | Q7D >= 1 | Q7E >= 1 | Q7F >= 1 | Q7G >= 1 |
Q7H >= 1 | Q7I >= 1 | Q7J >= 1 | Q7K >= 1 | Q7L >= 1 | Q7M >= 1 | Q7N >= 1 | Q7O
>= 1 | Q7P >= 1) %>%
```

```
select(Tapestry, Q7A, Q7B, Q7C, Q7D, Q7E, Q7F, Q7G, Q7H, Q7I, Q7J, Q7K, Q7L,
Q7M, Q7N, Q7O, Q7P)
```

```
Survey7 <- Survey7Tapestry %>%
```

```
select(!Tapestry)
```

```
euclidean_dist_7 <- daisy(Survey7[,-1],
                           metric = "euclidean")
```

```
adonis2(euclidean_dist_7~Tapestry, data = Survey7Tapestry, permutations = 999) ->
Ch2MANOVA7Euclidean
```

```
#MANOVA for Q8 (NE Rivers and Streams)
```

```
Survey8Tapestry <- SurveyClean2 %>%
```

```
  filter(Q8A >= 1 | Q8B >= 1 | Q8C >= 1 | Q8D >= 1 | Q8E >= 1 | Q8F >= 1 | Q8G >= 1 |
  Q8H >= 1 | Q8I >= 1 | Q8J >= 1 | Q8K >= 1 | Q8L >= 1) %>%
```

```
  select(Tapestry, Q8A, Q8B, Q8C, Q8D, Q8E, Q8F, Q8G, Q8H, Q8I, Q8J, Q8K, Q8L)
```

```
Survey8 <- Survey8Tapestry %>%
```

```
  select(!Tapestry)
```

```
euclidean_dist_8 <- daisy(Survey8[,-1],
                           metric = "euclidean")
```

```
adonis2(euclidean_dist_8~Tapestry, data = Survey8Tapestry, permutations = 999) ->
Ch2MANOVA8Euclidean
```

```
# Omaha Reservoirs Presence Absence-----
```

```
SurveyClean2 %>%
```

```
  filter(!is.na(Q6A),
```

```

!is.na(Q6B),
!is.na(Q6C),
!is.na(Q6D),
!is.na(Q6E),
!is.na(Q6F),
!is.na(Q6G),
!is.na(Q6H),
!is.na(Q6I),
!is.na(Q6J),
!is.na(Q6K),
!is.na(Q6L),
!is.na(Q6M),
!is.na(Q6N),
!is.na(Q6O),
!is.na(Q6P),
!is.na(Q6Q),
!is.na(Q6R),
!is.na(Q6S),
!is.na(Q6T),
!is.na(Q6U),
!is.na(Q6V),) %>%

```

```

mutate(dOmahaRes = ifelse(Q6A > 0 | Q6B > 0 | Q6C > 0 | Q6D > 0 | Q6E > 0 | Q6F >
0 | Q6G > 0 | Q6H > 0 | Q6I > 0 | Q6J > 0 | Q6K > 0 | Q6L > 0 | Q6M > 0 | Q6N > 0 |
Q6O > 0 | Q6P > 0 | Q6Q > 0 | Q6R > 0 | Q6S > 0 | Q6T > 0 | Q6U > 0 | Q6V > 0, 1, 0),

```

```
OmahaRes = Q6A + Q6B + Q6C + Q6D + Q6E + Q6F + Q6G + Q6H + Q6I + Q6J
+ Q6K + Q6L + Q6M + Q6N + Q6O + Q6P + Q6Q + Q6R + Q6S + Q6T + Q6U + Q6V)
%>% #waterbodies can be added or changed here. consider grouping waterbodies by the
tapestries in which they reside.
```

```
select(Tapestry, dOmahaRes, OmahaRes, Q6A, Q6B, Q6C, Q6D, Q6E, Q6F, Q6G,
Q6H, Q6I, Q6J, Q6K, Q6L, Q6M, Q6N, Q6O, Q6P, Q6Q, Q6R, Q6S, Q6T, Q6U, Q6V) -
> Survey2OmahaRes
```

```
modOmahaRes <- glm(dOmahaRes ~ Tapestry, data = Survey2OmahaRes, family =
"binomial") #general linear model function. creates the logistic regression function.
```

```
ModOmahaResNB <- MASS::glm.nb(OmahaRes ~ Tapestry, data = Survey2OmahaRes)
```

```
summary(ModOmahaResNB)
```

```
newdata <- data.frame(Tapestry = unique(Survey2OmahaRes$Tapestry))
```

```
broom::augment(modOmahaRes, newdata = newdata, type.predict = "response", se_fit =
TRUE) ->OmahaResPredict
```

```
OmahaResPredict %>%
```

```
mutate(cihigh = .fitted + 1.96 * .se.fit,
```

```
      cilow = .fitted - 1.96 * .se.fit) ->OmahaResPredict
```

```
OmahaResPredict$Tapestry <- factor(OmahaResPredict$Tapestry,
```

```
      levels = c("Pri", "Urb", "Met", "Sub"))
```

```
ggplot(data = OmahaResPredict) +
```

```
  geom_errorbar(aes(x = Tapestry, ymax = cihigh, ymin = cilow),
```

```
      width = 0.35, color = "black") +
```

```
  geom_point(aes(x =Tapestry, y = .fitted), size = 2, color = "black") +
```

```
  ylab("Probability") +
```

```
  scale_y_continuous(expand = c(0, 0), limits = c(0,1)) +
```

```
  theme(panel.grid.major = element_blank(),
```

```
      panel.grid.minor = element_blank(),
```

```

panel.background = element_rect( fill = "white", color = "white"),

plot.background = element_rect(fill = "white"),

axis.line = element_line(colour = "black", size = 1.5),

axis.ticks = element_line(colour = "black", size = 1.5),

axis.ticks.length = unit(0.2, "cm"),

axis.title = element_text(colour = "black", size = 24),

axis.text = element_text(colour = "black", size = 18))

emmeans(modOmahaRes, "Tapestry", type = "response") -> OmahaResEmmeans

pairs(OmahaResEmmeans)

#Met- Benson, Fontenelle (B, E)

Survey2 %>%

  filter(!is.na(Q6B),

         !is.na(Q6E)) %>%

  mutate(dInnerUrban = ifelse(Q6B > 0 | Q6E > 0, 1, 0),

         InnerUrban = Q6B + Q6E) %>% #waterbodies can be added or changed here.
  consider grouping waterbodies by the tapestries in which they reside.

  select(Tapestry, dInnerUrban, InnerUrban, Q6B, Q6E) -> Survey2InnerUrban

modInnerurban <- glm(dInnerUrban ~ Tapestry, data = Survey2InnerUrban, family =
"binomial") #general linear model function. creates the logistic regression function.

ModInnerUrbanNB <- MASS::glm.nb(InnerUrban ~ Tapestry, data =
Survey2InnerUrban)

summary(ModInnerUrbanNB)

newdata <- data.frame(Tapestry = unique(Survey2InnerUrban$Tapestry))

```



```
broom::augment(modInnerurban, newdata = newdata, type.predict = "response", se_fit =
TRUE) ->InnerUrbanPredict #for binomial regression
```

```
AIC(modInnerurban, ModInnerUrbanNB)
```

```
InnerUrbanPredict %>%
```

```
  mutate(cihigh = .fitted + 1.96 * .se.fit,
```

```
         cilow = .fitted - 1.96 * .se.fit) ->InnerUrbanPredict
```

```
InnerUrbanPredict$Tapestry <- factor(InnerUrbanPredict$Tapestry,
```

```
      levels = c("Pri", "Urb", "Met", "Sub"))
```

```
ggplot(data = InnerUrbanPredict) +
```

```
  geom_errorbar(aes(x = Tapestry, ymax = cihigh, ymin = cilow),
```

```
                width = 0.35, color = "black") +
```

```
  geom_point(aes(x =Tapestry, y = .fitted), size = 2, color = "black") +
```

```
  ylab("Probability") +
```

```
  scale_y_continuous(expand = c(0, 0), limits = c(0,1)) + #put the bars at x=0
```

```
  theme(panel.grid.major = element_blank(),
```

```
        panel.grid.minor = element_blank(),
```

```
        panel.background = element_rect( fill = "white", color = "white"),
```

```
        plot.background = element_rect(fill = "white"),
```

```
        axis.line = element_line(colour = "black", size = 1.5),
```

```
        axis.ticks = element_line(colour = "black", size = 1.5),
```

```
        axis.ticks.length = unit(0.2, "cm"),
```

```
        axis.title = element_text(colour = "black", size = 24),
```

```
        axis.text = element_text(colour = "black", size = 18))
```

```
emmeans(modInnerurban, "Tapestry", type = "response") -> InnerUrbanEmmeans
pairs(InnerUrbanEmmeans)
```

```
#Urban Periphery: Carter, Haworth, Hitchcock, Halleck, Midlands, Schwer, Shadow,
Walnut Creek (C, F, G, I, K, N, O, R)
```

```
Survey2 %>%
```

```
  filter(!is.na(Q6C),
         !is.na(Q6F),
         !is.na(Q6G),
         !is.na(Q6I),
         !is.na(Q6K),
         !is.na(Q6N),
         !is.na(Q6O),
         !is.na(Q6R),) %>%
```

```
  mutate(dUrbanPeriphery = ifelse(Q6C > 0 | Q6F > 0 | Q6G > 0 | Q6I > 0 | Q6K > 0 |
Q6N > 0 | Q6O > 0 | Q6R > 0, 1, 0),
```

```
    UrbanPeriphery = Q6C + Q6F + Q6G + Q6I + Q6K + Q6N + Q6O + Q6R) %>%
#waterbodies can be added or changed here. consider grouping waterbodies by the
tapestries in which they reside.
```

```
  select(Tapestry, dUrbanPeriphery, UrbanPeriphery, Q6C, Q6F, Q6G, Q6I, Q6K, Q6N,
Q6O, Q6R) -> Survey2UrbanPeriphery
```

```
modUrbanPeriphery <- glm(dUrbanPeriphery ~ Tapestry, data =
Survey2UrbanPeriphery, family = "binomial")
```

```
ModUrbanPeripheryNB <- MASS::glm.nb(UrbanPeriphery ~ Tapestry, data =
Survey2UrbanPeriphery)
```

```
summary(ModUrbanPeripheryNB)
```

```
newdata <- data.frame(Tapestry = unique(Survey2UrbanPeriphery$Tapestry))
```

```
broom::augment(modUrbanPeriphery, newdata = newdata, type.predict = "response",
se_fit = TRUE) ->UrbanPeripheryPredict #for binomial regression
```

```
AIC(modUrbanPeriphery, ModUrbanPeripheryNB)
```

```
UrbanPeripheryPredict %>%
```

```
  mutate(cihigh = .fitted + 1.96 * .se.fit,
```

```
         cilow = .fitted - 1.96 * .se.fit) ->UrbanPeripheryPredict
```

```
UrbanPeripheryPredict$Tapestry <- factor(UrbanPeripheryPredict$Tapestry,
```

```
      levels = c("Pri", "Urb", "Met", "Sub"))
```

```
ggplot(data = UrbanPeripheryPredict) +
```

```
  geom_errorbar(aes(x = Tapestry, ymax = cihigh, ymin = cilow),
```

```
                width = 0.35, color = "black") +
```

```
  geom_point(aes(x =Tapestry, y = .fitted), size = 2, color = "black") +
```

```
  ylab("Probability") +
```

```
  scale_y_continuous(expand = c(0, 0), limits = c(0,1)) + #put the bars at x=0
```

```
  theme(panel.grid.major = element_blank(),
```

```
        panel.grid.minor = element_blank(),
```

```
        panel.background = element_rect( fill = "white", color = "white"),
```

```
        plot.background = element_rect(fill = "white"),
```

```
        axis.line = element_line(colour = "black", size = 1.5),
```

```
        axis.ticks = element_line(colour = "black", size = 1.5),
```

```
        axis.ticks.length = unit(0.2, "cm"),
```

```
        axis.title = element_text(colour = "black", size = 24),
```

```
        axis.text = element_text(colour = "black", size = 18))
```

```
emmeans(modUrbanPeriphery, "Tapestry", type = "response") ->
UrbanPeripheryEmmeans
```

```
pairs(UrbanPeripheryEmmeans)
```

```
#Sub- Flanagan, Lawrence Youngman, Prarie Queen, Standing Bear, Towl, Wehrspann,
whitehawk, Zorinsky (D, J, L, P, Q, T, U, V)
```

```
Survey2 %>%
```

```
  filter(!is.na(Q6D),
```

```
    !is.na(Q6J),
```

```
    !is.na(Q6L),
```

```
    !is.na(Q6P),
```

```
    !is.na(Q6Q),
```

```
    !is.na(Q6T),
```

```
    !is.na(Q6U),
```

```
    !is.na(Q6V),) %>%
```

```
  mutate(dSuburbanPeriphery = ifelse(Q6D > 0 | Q6J > 0 | Q6L > 0 | Q6P > 0 | Q6Q > 0 |
Q6T > 0 | Q6U > 0 | Q6V > 0, 1, 0),
```

```
    SuburbanPeriphery = Q6D + Q6J + Q6L + Q6P + Q6Q + Q6T + Q6U + Q6V)
%>% #waterbodies can be added or changed here. consider grouping waterbodies by the
tapestries in which they reside.
```

```
  select(Tapestry, dSuburbanPeriphery, SuburbanPeriphery, Q6D, Q6J, Q6L, Q6P, Q6Q,
Q6T, Q6U, Q6V) -> Survey2SuburbanPeriphery
```

```
modSuburbanPeriphery <- glm(dSuburbanPeriphery ~ Tapestry, data =
Survey2SuburbanPeriphery, family = "binomial") #general linear model function. creates
the logistic regression function.
```

```
ModSuburbanPeripheryNB <- MASS::glm.nb(SuburbanPeriphery ~ Tapestry, data =
Survey2SuburbanPeriphery)
```

```
summary(ModSuburbanPeripheryNB)
```

```

newdata <- data.frame(Tapestry = unique(Survey2SuburbanPeriphery$Tapestry))

broom::augment(modSuburbanPeriphery, newdata = newdata, type.predict = "response",
se_fit = TRUE) ->SuburbanPeripheryPredict #for binomial regression

AIC(modSuburbanPeriphery, ModSuburbanPeripheryNB)

SuburbanPeripheryPredict %>%

mutate(cihigh = .fitted + 1.96 * .se.fit,

       cilow = .fitted - 1.96 * .se.fit) ->SuburbanPeripheryPredict

SuburbanPeripheryPredict

#Graph

SuburbanPeripheryPredict$Tapestry <- factor(SuburbanPeripheryPredict$Tapestry,

                                           levels = c("Pri", "Urb", "Met", "Sub"))

ggplot(data = SuburbanPeripheryPredict) +

  geom_errorbar(aes(x = Tapestry, ymax = cihigh, ymin = cilow),

               width = 0.35, color = "black") +

  geom_point(aes(x =Tapestry, y = .fitted), size = 2, color = "black") +

  ylab("Probability") +

  scale_y_continuous(expand = c(0, 0), limits = c(0,1)) + #put the bars at x=0

  theme(panel.grid.major = element_blank(),

        panel.grid.minor = element_blank(),

        panel.background = element_rect( fill = "white", color = "white"),

        plot.background = element_rect(fill = "white"),

        axis.line = element_line(colour = "black", size = 1.5),

        axis.ticks = element_line(colour = "black", size = 1.5),

```

```

axis.ticks.length = unit(0.2, "cm"),

axis.title = element_text(colour = "black", size = 24),

axis.text = element_text(colour = "black", size = 18))

emmeans(modSuburbanPeriphery, "Tapestry", type = "response") ->
SuburbanPeripheryEmmeans

pairs(SuburbanPeripheryEmmeans)

# Nebraska Reservoirs Presence Absence-----

SurveyClean2 %>%

  filter(!is.na(Q7A),

         !is.na(Q7B),

         !is.na(Q7C),

         !is.na(Q7D),

         !is.na(Q7E),

         !is.na(Q7F),

         !is.na(Q7G),

         !is.na(Q7H),

         !is.na(Q7I),

         !is.na(Q7J),

         !is.na(Q7K),

         !is.na(Q7L),

         !is.na(Q7M),

         !is.na(Q7N),

         !is.na(Q7O),

```

```

!is.na(Q7P)) %>%

mutate(dNERes = ifelse(Q7A > 0 | Q7B > 0 | Q7C > 0 | Q7D > 0 | Q7E > 0 | Q7F > 0 |
Q7G > 0 | Q7H > 0 | Q7I > 0 | Q7J > 0 | Q7K > 0 | Q7L > 0 | Q7M > 0 | Q7N > 0 | Q7O >
0 | Q7P > 0, 1, 0),

NERes = Q7A + Q7B + Q7C + Q7D + Q7E + Q7F + Q7G + Q7H + Q7I + Q7J +
Q7K + Q7L + Q7M + Q7N + Q7O + Q7P) %>% #waterbodies can be added or changed
here. consider grouping waterbodies by the tapestries in which they reside.

select(Tapestry, dNERes, NERes, Q7A, Q7B, Q7C, Q7D, Q7E, Q7F, Q7G, Q7H, Q7I,
Q7J, Q7K, Q7L, Q7M, Q7N, Q7O, Q7P) -> Survey2NERes

modNERes <- glm(dNERes ~ Tapestry, data = Survey2NERes, family = "binomial")
#general linear model function. creates the logistic regression function.

ModNEResNB <- MASS::glm.nb(NERes ~ Tapestry, data = Survey2NERes)

summary(ModNEResNB)

newdata <- data.frame(Tapestry = unique(Survey2NERes$Tapestry))

broom::augment(modNERes, newdata = newdata, type.predict = "response", se_fit =
TRUE) -> NEResPredict

NEResPredict %>%

mutate(cihigh = .fitted + 1.96 * .se.fit,

cilow = .fitted - 1.96 * .se.fit) -> NEResPredict

NEResPredict$Tapestry <- factor(NEResPredict$Tapestry,

levels = c("Pri", "Met", "Urb", "Sub"))

ggplot(data = NEResPredict) +

geom_errorbar(aes(x = Tapestry, ymax = cihigh, ymin = cilow),

width = 0.35, color = "black") +

geom_point(aes(x = Tapestry, y = .fitted), size = 2, color = "black") +

ylab("Probability") +

scale_y_continuous(expand = c(0, 0), limits = c(0,1)) +

```

```

theme(panel.grid.major = element_blank(),

      panel.grid.minor = element_blank(),

      panel.background = element_rect( fill = "white", color = "white"),

      plot.background = element_rect(fill = "white"),

      axis.line = element_line(colour = "black", size = 1.5),

      axis.ticks = element_line(colour = "black", size = 1.5),

      axis.ticks.length = unit(0.2, "cm"),

      axis.title = element_text(colour = "black", size = 24),

      axis.text = element_text(colour = "black", size = 18))

emmeans(modNERes, "Tapestry", type = "response") -> NEResEmmeans

pairs(NEResEmmeans)

# Nebraska Rivers and Streams Presence Absence -----

SurveyClean2 %>%

  filter(!is.na(Q8A),

         !is.na(Q8B),

         !is.na(Q8C),

         !is.na(Q8D),

         !is.na(Q8E),

         !is.na(Q8F),

         !is.na(Q8G),

         !is.na(Q8H),

         !is.na(Q8I),

```



```

!is.na(Q8J),

!is.na(Q8K),

!is.na(Q8L)) %>%

mutate(dNERiv = ifelse(Q8A > 0 | Q8B > 0 | Q8C > 0 | Q8D > 0 | Q8E > 0 | Q8F > 0 |
Q8G > 0 | Q8H > 0 | Q8I > 0 | Q8J > 0 | Q8K > 0 | Q8L > 0, 1, 0),

NERiv = Q8A + Q8B + Q8C + Q8D + Q8E + Q8F + Q8G + Q8H + Q8I + Q8J +
Q8K + Q8L) %>% #waterbodies can be added or changed here. consider grouping
waterbodies by the tapestries in which they reside.

select(Tapestry, dNERiv, NERiv, Q7A, Q7B, Q7C, Q7D, Q7E, Q7F, Q7G, Q7H, Q7I,
Q7J, Q7K, Q7L, Q7M, Q7N, Q7O, Q7P) -> Survey2NERiv

modNERiv <- glm(dNERiv ~ Tapestry, data = Survey2NERiv, family = "binomial")
#general linear model function. creates the logistic regression function.

ModNERivNB <- MASS::glm.nb(NERiv ~ Tapestry, data = Survey2NERiv)

summary(ModNERivNB)

newdata <- data.frame(Tapestry = unique(Survey2NERiv$Tapestry))

broom::augment(modNERiv, newdata = newdata, type.predict = "response", se_fit =
TRUE) -> NERivPredict

NERivPredict %>%

mutate(cihigh = .fitted + 1.96 * .se.fit,

cilow = .fitted - 1.96 * .se.fit) -> NERivPredict

NERivPredict$Tapestry <- factor(NERivPredict$Tapestry,

levels = c("Pri", "Met", "Urb", "Sub"))

ggplot(data = NERivPredict) +

geom_errorbar(aes(x = Tapestry, ymax = cihigh, ymin = cilow),

width = 0.35, color = "black") +

geom_point(aes(x = Tapestry, y = .fitted), size = 2, color = "black") +

```

```

ylab("Probability") +
scale_y_continuous(expand = c(0, 0), limits = c(0,1)) +
theme(panel.grid.major = element_blank(),
      panel.grid.minor = element_blank(),
      panel.background = element_rect( fill = "white", color = "white"),
      plot.background = element_rect(fill = "white"),
      axis.line = element_line(colour = "black", size = 1.5),
      axis.ticks = element_line(colour = "black", size = 1.5),
      axis.ticks.length = unit(0.2, "cm"),
      axis.title = element_text(colour = "black", size = 24),
      axis.text = element_text(colour = "black", size = 18))

emmeans(modNERiv, "Tapestry", type = "response") -> NERivEmmeans
pairs(NERivEmmeans)

```